



# Yearly Results

## 2021 - 2022



# Contents

## SECTIONS

FALL RESULTS SUMMARY .....	3
WINTER RESULTS SUMMARY .....	5
SPRING RESULTS SUMMARY .....	7
BASEBALL .....	9
BASKETBALL - BOYS .....	16
BASKETBALL - GIRLS .....	23
CROSS COUNTRY .....	30
DRILL.....	36
FOOTBALL .....	43
GOLF - BOYS .....	49
GOLF - GIRLS.....	68
LACROSSE - BOYS .....	95
LACROSSE - GIRLS.....	98
SOCCER - BOYS .....	101
SOCCER - GIRLS.....	106
SOFTBALL .....	111
SWIMMING .....	116
TENNIS - BOYS .....	122
TENNIS - GIRLS.....	126
TRACK AND FIELD.....	130
VOLLEYBALL .....	160
WRESTLING - BOYS .....	166
WRESTLING - GIRLS.....	169

CLICK ON A SPORT OR PAGE NUMBER TO GO DIRECTLY TO THE LISTED PAGE



**MOUNTAIN AMERICA**  
CREDIT UNION

# Fall Results Summary

## 2021 UHSAA FALL RESULTS

### CROSS COUNTRY - BOYS

#### **1A**

1st Place	Bryce Valley
2nd Place	Milford
3rd Place	Monticello
4th Place	Water Canyon
5th Place	Piute

#### **2A**

1st Place	Millard
2nd Place	Rowland Hall
3rd Place	North Summit
4th Place	Kanab
5th Place	San Juan

#### **3A**

1st Place	Ogden
2nd Place	Richfield
3rd Place	Union
4th Place	Carbon
5th Place	Emery

#### **4A**

1st Place	Cedar
2nd Place	Desert Hills
3rd Place	Snow Canyon
4th Place	Pine View
5th Place	Crimson Cliffs

#### **5A**

1st Place	Mountain View
2nd Place	Timpanogos
3rd Place	Orem
4th Place	Lehi
5th Place	Park City

#### **6A**

1st Place	Farmington
2nd Place	American Fork
3rd Place	Riverton
4th Place	Corner Canyon
5th Place	Skyridge

### BASEBALL

#### **1A**

1st Place	Piute
2nd Place	Panguitch
3rd Place	Bryce Valley
4th Place	Tabiona

#### **2A Fall**

1st Place	American Heritage
2nd Place	Merit Prep

### CROSS COUNTRY - GIRLS

#### **1A**

1st Place	Panguitch
2nd Place	Bryce Valley
3rd Place	Monticello
4th Place	Intermountain Christian
5th Place	Wayne

#### **2A**

1st Place	North Summit
2nd Place	Millard
3rd Place	Parowan
4th Place	North Sevier
5th Place	Beaver

#### **3A**

1st Place	Ogden
2nd Place	Carbon
3rd Place	Morgan
4th Place	Canyon View
5th Place	Manti

#### **4A**

1st Place	Pine View
2nd Place	Desert Hills
3rd Place	Cedar
4th Place	Ridgeline
5th Place	Bear River

#### **5A**

1st Place	Springville
2nd Place	Orem
3rd Place	Timpanogos
4th Place	Mountain View
5th Place	Park City

#### **6A**

1st Place	American Fork
2nd Place	Lone Peak
3rd Place	Corner Canyon
4th Place	Westlake
5th Place	Mountain Ridge

### SOCCER - GIRLS

#### **2A**

1st Place	Waterford
2nd Place	Rowland Hall

#### **3A**

1st Place	Ogden
2nd Place	Morgan

#### **4A**

1st Place	Mountain Crest
2nd Place	Crimson Cliffs

#### **5A**

1st Place	Skyline
2nd Place	Lehi

#### **6A**

1st Place	Riverton
2nd Place	Skyridge

### GOLF - BOYS

#### **2A**

1st Place	Beaver
2nd Place	Rowland Hall
3rd Place	South Sevier
4th Place	Gunnison Valley
5th Place	Kanab

#### **3A**

1st Place	Morgan
2nd Place	Grantsville
3rd Place	Richfield
4th Place	Juab
5th Place	Union

#### **4A**

1st Place	Ridgeline
2nd Place	Crimson Cliffs
T-3rd Place	Sky View
T-3rd Place	Green Canyon
5th Place	Pine View

#### **5A**

1st Place	Skyline
2nd Place	Spanish Fork
3rd Place	Woods Cross
4th Place	Lehi
5th Place	Olympus

#### **6A**

1st Place	Lone Peak
2nd Place	Corner Canyon
3rd Place	Fremont
4th Place	Layton
5th Place	Herriman



# Fall Results Summary

## 2021 UHSAA FALL RESULTS

### TENNIS - GIRLS

#### **3A**

1st Place	Morgan
2nd Place	Grantsville
T-3rd Place	Carbon
T-3rd Place	Maeser Prep
5th Place	Rowland Hall

#### **4A**

1st Place	Green Canyon
2nd Place	Crimson Cliffs
3rd Place	Desert Hills
T-4th Place	Bear River
T-4th Place	Ridgeline

#### **5A**

T-1st Place	Highland
T-1st Place	Woods Cross
3rd Place	Timpview
4th Place	Park City
5th Place	Olympus

#### **6A**

1st Place	Skyridge
2nd Place	Layton
T-3rd Place	Lone Peak
T-3rd Place	West
5th Place	American Fork

### VOLLEYBALL

#### **1A**

1st Place	Intermountain Christian
2nd Place	Panguitch
3rd Place	Rich
4th Place	Piute
5th Place	Milford
6th Place	Valley

#### **2A**

1st Place	North Summit
2nd Place	Kanab
3rd Place	Gunnison Valley
4th Place	South Sevier
5th Place	American Heritage
6th Place	North Seiver

#### **3A**

1st Place	Union
2nd Place	Morgan
3rd Place	Emery
4th Place	Richfield
5th Place	Delta
6th Place	Canyon View

#### **4A**

1st Place	Ridgeline
2nd Place	Desert Hills
3rd Place	Crimson Cliffs
4th Place	Sky View
5th Place	Green Canyon
6th Place	Snow Canyon

#### **5A**

1st Place	Bountiful
2nd Place	Mountain View
3rd Place	Timpview
4th Place	Woods Cross
5th Place	Salem Hills
6th Place	Lehi

#### **6A**

1st Place	Lone Peak
2nd Place	Pleasant Grove
3rd Place	Syracuse
4th Place	Copper Hills
5th Place	Skyridge
6th Place	Weber

### FOOTBALL

#### **1A**

1st Place	Duchesne
2nd Place	Layton Christian

#### **2A**

1st Place	San Juan
2nd Place	Beaver

#### **3A**

1st Place	Grantsville
2nd Place	Morgan

#### **4A**

1st Place	Ridgeline
2nd Place	Dixie

#### **5A**

1st Place	Lehi
2nd Place	Springville

#### **6A**

1st Place	Lone Peak
2nd Place	Corner Canyon

# Winter Results Summary

## 2021 - 2022 UHSAA WINTER RESULTS

### BASKETBALL - BOYS

#### 1A

1st Place Piute  
2nd Place Panguitch

#### 2A

1st Place San Juan  
2nd Place Enterprise

#### 3A

1st Place Layton Christian  
2nd Place Grantsville

#### 4A

1st Place Snow Canyon  
2nd Place Dixie

#### 5A

1st Place Olympus  
2nd Place Woods Cross

#### 6A

1st Place American Fork  
2nd Place Corner Canyon

### BASKETBALL - GIRLS

#### 1A

1st Place Piute  
2nd Place Tabiona

#### 2A

1st Place Kanab  
2nd Place South Sevier

#### 3A

1st Place Judge Memorial  
2nd Place Richfield

#### 4A

1st Place Desert Hills  
2nd Place Ridgeline

#### 5A

1st Place Springville  
2nd Place Lehi

#### 6A

1st Place Lone Peak  
2nd Place Fremont

### DRILL TEAM

#### 2A

1st Place Kanab  
2nd Place South Sevier  
3rd Place Gunnison Valley  
4th Place Enterprise  
5th Place Parowan

#### 3A

1st Place Canyon View  
2nd Place North Sanpete  
3rd Place Juan Diego  
4th Place Juab  
5th Place Union

#### 4A

1st Place Dixie  
2nd Place Ridgeline  
3rd Place Desert Hills  
4th Place Sky View  
5th Place Snow Canyon

#### 5A

1st Place Viewmont  
2nd Place Spanish Fork  
3rd Place Bountiful  
4th Place Maple Mountain  
5th Place Brighton

#### 6A

1st Place Bingham  
2nd Place Farmington  
3rd Place Davis  
4th Place Layton  
5th Place Copper Hills

### SWIMMING - BOYS

#### 3A

1st Place Judge Memorial  
2nd Place Canyon View  
3rd Place Juan Diego  
4th Place Union  
5th Place Grand County

#### 4A

1st Place Sky View  
2nd Place Cedar  
3rd Place Crimson Cliffs  
4th Place Desert Hills  
5th Place Green Canyon

#### 5A

1st Place Olympus  
2nd Place Skyline  
3rd Place Brighton  
T-4th Place Spanish Fork  
T-4th Place Timpview

#### 6A

1st Place American Fork  
2nd Place Corner Canyon  
3rd Place West  
4th Place Skyridge  
5th Place Syracuse

# Winter Results Summary

## 2021 - 2022 UHSAA WINTER RESULTS

### SWIMMING - GIRLS

#### **3A**

1st Place	Judge Memorial
2nd Place	Carbon
3rd Place	Millard
4th Place	Juan Diego
5th Place	Ogden

#### **4A**

1st Place	Ridgeline
2nd Place	Snow Canyon
3rd Place	Sky View
4th Place	Cedar
5th Place	Green Canyon

#### **5A**

1st Place	Olympus
2nd Place	Skyline
3rd Place	Timpview
4th Place	Park City
5th Place	Brighton

#### **6A**

1st Place	Lone Peak
2nd Place	West
3rd Place	American Fork
4th Place	Mountain Ridge
5th Place	Davis

### WRESTLING - BOYS

#### **1A**

1st Place	Pangutich
2nd Place	Altamont
3rd Place	Milford
4th Place	Monticello
5th Place	Piute

#### **2A**

1st Place	Millard
2nd Place	Beaver
3rd Place	Enterprise
4th Place	Duchesne
5th Place	San Juan

#### **3A**

1st Place	Juab
2nd Place	Morgan
3rd Place	South Summit
4th Place	Emery
5th Place	Canyon View

#### **4A**

1st Place	Mountain Crest
2nd Place	Snow Canyon
3rd Place	Bear River
4th Place	Ridgeline
5th Place	Hurricane

#### **5A**

1st Place	Uintah
2nd Place	Payson
3rd Place	Wasatch
4th Place	Lehi
5th Place	Viewmont

#### **6A**

1st Place	Pleasant Grove
2nd Place	Layton
3rd Place	Westlake
4th Place	Corner Canyon
5th Place	Fremont

### WRESTLING - GIRLS

#### **1A, 2A, 3A**

1st Place	Grantsville
2nd Place	Juab
3rd Place	American Leadership
4th Place	Union
5th Place	North Sanpete

#### **4A**

1st Place	Mountain Crest
2nd Place	Bear River
3rd Place	Ridgeline
4th Place	Pine View
5th Place	Sky View

#### **5A**

1st Place	Maple Mountain
2nd Place	Uintah
3rd Place	Northridge
4th Place	Springville
5th Place	Mountain View

#### **6A**

1st Place	Westlake
2nd Place	Copper Hills
3rd Place	Pleasant Grove
4th Place	Mountain Ridge
5th Place	Syracuse

# Spring Results Summary

## 2022 UHSAA SPRING RESULTS

### BASEBALL

#### **2A**

1st Place South Sevier  
2nd Place Parowan

#### **3A**

1st Place Juan Diego  
2nd Place American Leadership

#### **4A**

1st Place Crimson Cliffs  
2nd Place Snow Canyon

#### **5A**

1st Place Lehi  
2nd Place Olympus

#### **6A**

1st Place Riverton  
2nd Place American Fork

### GOLF - BOYS

#### **1A**

1st Place Valley  
2nd Place Altamont  
3rd Place Milford  
4th Place Monticello  
5th Place Wayne

### SOCCER - BOYS

#### **2A**

1st Place Rowland Hall  
2nd Place St. Joseph

#### **3A**

1st Place Layton Christian  
2nd Place RSL Academy

#### **4A**

1st Place Crimson Cliffs  
2nd Place Ridgeline

#### **5A**

1st Place Alta  
2nd Place Lehi

#### **6A**

1st Place Herriman  
2nd Place Davis

### SOFTBALL

#### **2A**

1st Place Duchesne  
2nd Place Enterprise

#### **3A**

1st Place Manti  
2nd Place South Summit

#### **4A**

1st Place Ridgeline  
2nd Place Bear River

#### **5A**

1st Place Spanish Fork  
2nd Place Lehi

#### **6A**

1st Place Riverton  
2nd Place West

### TENNIS - BOYS

#### **3A**

1st Place Waterford  
2nd Place Rowland Hall  
3rd Place Ogden  
4th Place Grantsville  
5th Place Juab

#### **4A**

T-1st Place Crimson Cliffs  
T-1st Place Green Canyon  
T-1st Place Ridgeline  
4th Place Snow Canyon  
5th Place Desert Hills

#### **5A**

1st Place Skyline  
2nd Place Brighton  
3rd Place Woods Cross  
T-4th Place Olympus  
T-4th Place Orem

#### **6A**

1st Place American Fork  
2nd Place Lone Peak  
T-3rd Place Corner Canyon  
T-3rd Place Farmington  
5th Place Weber

### GOLF - GIRLS

#### **1A**

1st Place Rich  
2nd Place Monticello  
3rd Place Manila  
4th Place Altamont  
T-5th Place Pinnacle  
T-5th Place Milford

#### **2A**

1st Place Rowland Hall  
2nd Place Waterford  
3rd Place Beaver  
4th Place Millard  
5th Place North Summit

#### **3A**

1st Place Richfield  
2nd Place Morgan  
3rd Place Judge Memorial  
4th Place Juan Diego  
5th Place Union

#### **4A**

1st Place Pine View  
2nd Place Desert Hills  
3rd Place Ridgeline  
4th Place Dixie  
5th Place Green Canyon

#### **5A**

1st Place Timpview  
2nd Place Alta  
3rd Place Olympus  
4th Place Skyline  
5th Place Lehi

#### **6A**

1st Place Lone Peak  
2nd Place Herriman  
3rd Place Davis  
4th Place Corner Canyon  
5th Place Fremont

# Spring Results Summary

## 2022 UHSAA SPRING RESULTS

### TRACK & FIELD - BOYS

#### **1A**

1st Place	Panguitch
2nd Place	Milford
3rd Place	Bryce Valley
4th Place	Water Canyon
5th Place	Manila

#### **2A**

1st Place	Millard
2nd Place	Kanab
3rd Place	Beaver
4th Place	South Sevier
5th Place	North Sevier

#### **3A**

1st Place	Richfield
2nd Place	Morgan
3rd Place	Union
4th Place	Delta
5th Place	Emery

#### **4A**

1st Place	Snow Canyon
2nd Place	Pine View
3rd Place	Desert Hills
4th Place	Cedar
5th Place	Bear River

#### **5A**

1st Place	Orem
2nd Place	Lehi
3rd Place	Mountain View
4th Place	Maple Mountain
5th Place	Stansbury

#### **6A**

1st Place	Corner Canyon
2nd Place	Farmington
3rd Place	Skyridge
4th Place	Bingham
5th Place	Syracuse

### TRACK & FIELD - GIRLS

#### **1A**

1st Place	Panguitch
2nd Place	Milford
3rd Place	Rich
4th Place	Monticello
5th Place	Altamont

#### **2A**

1st Place	North Summit
2nd Place	Millard
3rd Place	Kanab
4th Place	Parowan
5th Place	North Sevier

#### **3A**

1st Place	Delta
2nd Place	Morgan
3rd Place	Union
4th Place	Canyon View
5th Place	Carbon

#### **4A**

1st Place	Desert Hills
2nd Place	Cedar
3rd Place	Pine View
4th Place	Green Canyon
5th Place	Snow Canyon

#### **5A**

1st Place	Box Elder
2nd Place	Timpanogos
3rd Place	Lehi
4th Place	Mountain View
5th Place	Timpview

#### **6A**

1st Place	Lone Peak
2nd Place	Bingham
3rd Place	Herriman
4th Place	Corner Canyon
5th Place	Skyridge

### LACROSSE - BOYS

#### **4A**

1st Place	Green Canyon
2nd Place	Sky View

#### **5A**

1st Place	Park City
2nd Place	Olympus

#### **6A**

1st Place	Corner Canyon
2nd Place	American Fork

### LACROSSE - GIRLS

#### **4A**

1st Place	Bear River
2nd Place	Juan Diego

#### **5A**

1st Place	Olympus
2nd Place	Park City

#### **6A**

1st Place	Mountain Ridge
2nd Place	Skyridge



# Baseball - 1A (Fall)

## 2021 UHSAA/Mountain America Credit Union 1A Baseball State Tournament

First, Second & Quarterfinal Rounds October 1 & 5 in Spanish Fork  
Semifinals & Finals October 8 & 9 at Snow Canyon High School



Presented by:

**MOUNTAIN AMERICA**  
CREDIT UNION

### Nelson Field - Spanish Fork

First Round  
Friday, Oct. 1

Second Round  
Saturday, Oct. 2

Nelson Field -  
Spanish Fork

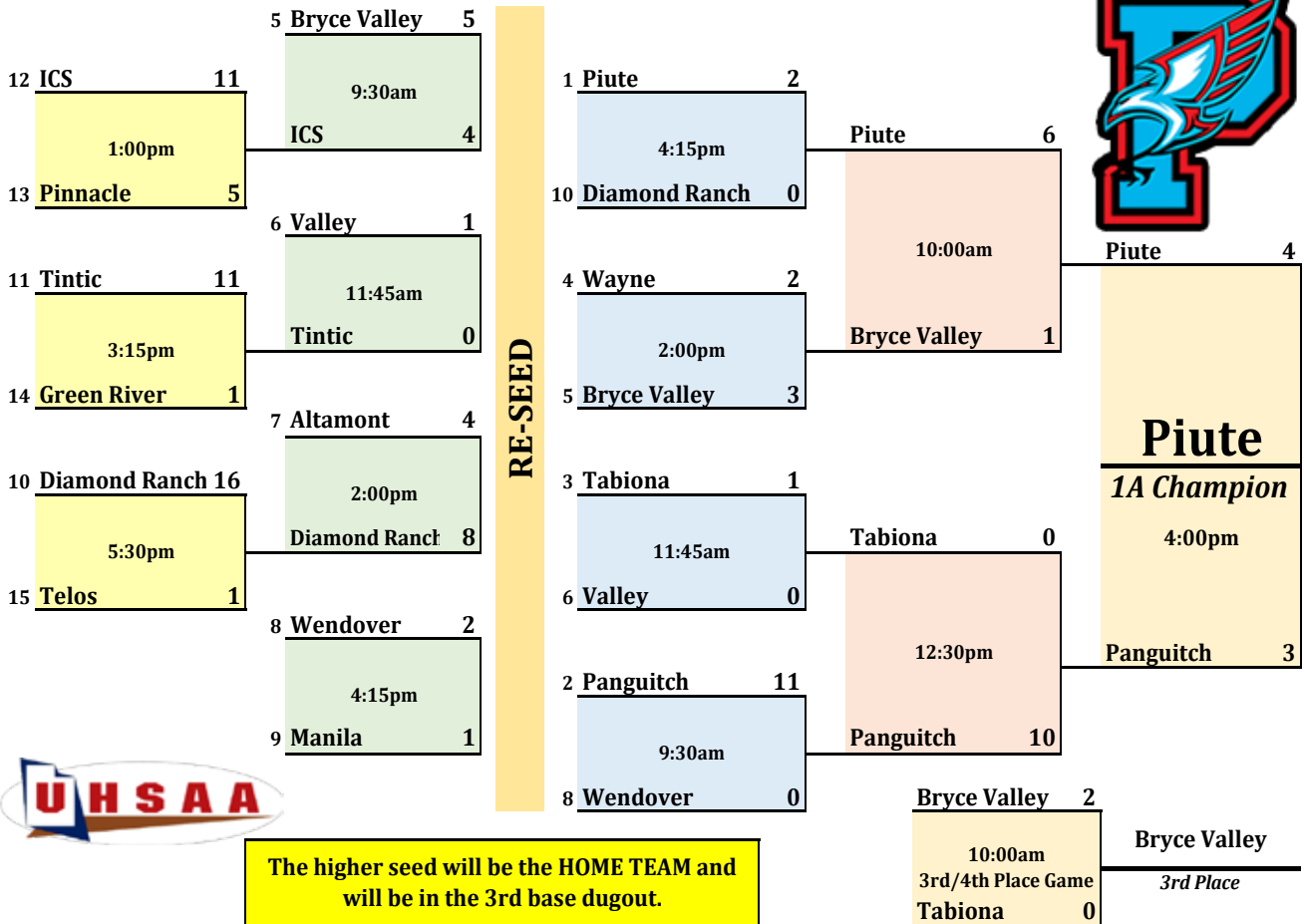
Quarterfinals  
Tuesday, Oct. 5

### Snow Canyon HS - St. George

Semifinals  
Thursday, Oct. 9

Finals  
Monday, Oct. 11

Seed



First, Second & Quarterfinal Rounds, will be played at  
Nelson Field - Russell Swenson Baseball Complex - 171 West 300 South - Spanish Fork, Utah


Semifinals & Finals will be played at Snow Canyon High School - 1385 North 2400 West, St. George, Utah



# Baseball - 2A (Fall)

## 2021 UHSAA/Mountain America Credit Union 2A Baseball Fall State Tournament

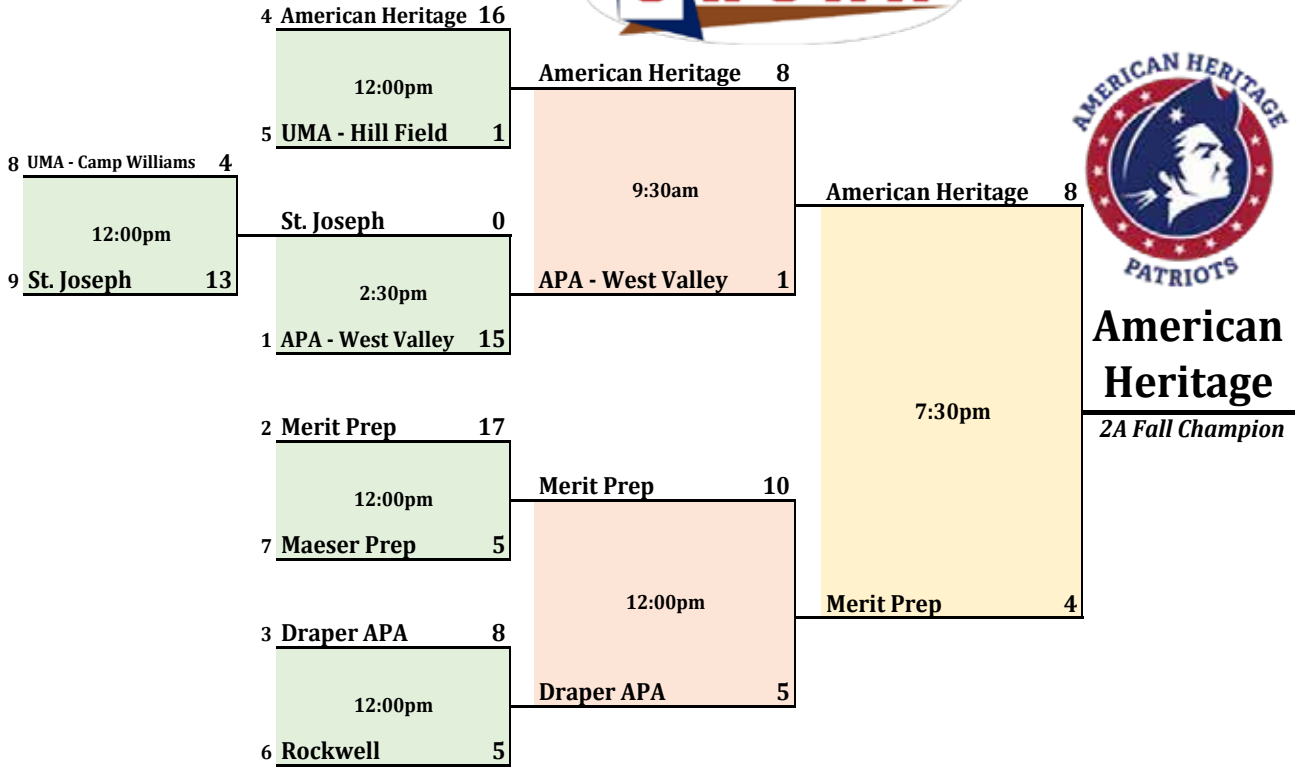
First Round & Quarterfinal Round October 2 at Home Sites  
Semifinals & Finals October 8 & 9 at Snow Canyon High School



Presented

**MOUNTAIN AMERICA**  
CREDIT UNION

Seed	Round 1 Oct. 2 at #1 Seeds Home Site	Quarterfinals Oct. 2 at Home Sites	<b>Snow Canyon High School</b>	
			Semifinals Friday, Oct. 9	Finals Saturday, Oct. 9



The higher seed will be the HOME TEAM and will be in the 3rd base dugout at Snow Canyon.

**Wilson**

**unbottled.**



First Round game at #1 Seeds Home Site. Quarterfinal Round will be played at the Higher Seeds Home Site

Semifinals & Finals played at Snow Canyon High School - 1385 N. 2400 W. - St. George, Utah



# Baseball - 2A

## 2022 UHSAA • Mountain America Credit Union

### 2A Baseball State Championship

May 7 at Pod Sites • May 12-14 at Kearns High School

SEED	Saturday, May 7 at POD Site of the Highest Seed Games 1-12 & 17	Thursday, May 12 at Kearns High School Games 13-14, 20-25	Friday, May 13 at Kearns High School Games 15, 26-28	Saturday, May 14 at Kearns High School Games 29, 30 & 31
		<i>Quarterfinals</i>	<i>Semifinals</i>	<i>Finals</i>

at #1 Seed		at #1 Seed	
1	South Sevier	19	
9	Gunnison Valley	9	
Game 9 1:30pm			
at #4 Seed		at #4 Seed	
4	Duchesne	20	
13	Monticello	0	
Game 3 9:30am			
at #4 Seed		at #4 Seed	
5	Kanab	8	
12	North Summit	1	
Game 4 11:30am			
at #3 Seed		at #3 Seed	
3	San Juan	7	
6	Parowan	9	
Game 11 1:30pm			
at #2 Seed		at #2 Seed	
2	Enterprise	1	
7	Beaver	0	
Game 12 1:30pm			
at #3 Seed		at #3 Seed	
6	Parowan	16	
11	Millard	5	
Game 6 9:30am			
at #2 Seed		at #2 Seed	
7	Beaver	11	
10	Milford	0	
Game 8 11:00am			

1	South Sevier	11	
5	Kanab	10	
Game 13 11:00am			
6	Parowan	11	
2	Enterprise	0	
Game 14 1:30pm			

1	South Sevier	12	
6	Parowan	5	
Game 15 4:30pm			
6	Parowan	11	
5	Kanab	8	
Game 29 10:00am			



**South Sevier**  
2A State Champion

1	South Sevier	14	X
5	Parowan	12	X
Game 30 12:30pm			

Game 31, If necessary, will be played at 2:30pm

May 7	May 12	May 12	May 13th	
at Bingham HS		at Kearns HS		
	Beaver	15	Kanab	4
	No. Sevier	7	Beaver	2
Game 20 11:00am		Game 26 11:00am		
at Kearns HS		at Kearns HS		
	Beaver	12	Kanab	9
	No. Summit	2	Enterprise	6
Game 24 4:30pm		Game 28 7:00pm		
at Juan Diego HS		at Kearns HS		
at #4 Seed	San Juan	5	Enterprise	15
Monticello	No. Summit	6	Millard	6
No. Summit				
Game 21 11:00am		Game 27 1:30pm		
at Bingham HS		at Kearns HS		
	Duchesne	6	Enterprise	15
	Millard	15	Millard	9
Game 22 1:30pm		Game 25 7:00pm		
at Kearns HS		at Kearns HS		
	Millard	9	Millard	5
Game 23 1:30pm		at Juan Diego HS		
	Gunnison	5		
	Milford	7		
Game 23 1:30pm				



unbottled.

Wilson.



~ In case of inclement weather, games will be played in the order they appear on the bracket.

The Higher seed will be the Home Team

# Baseball - 3A

## 2022 UHSAA • Mountain America Credit Union

### 3A Baseball State Championship

Play-In Games May 6 at Home Sites • May 7 at POD Sites • May 12-14 at Utah Valley University

SEED	Friday May 6 at Home Sites Play-In Games	SEED	Saturday, May 7 at POD Site of the Highest Seed Games 1-12 & 16-19	Thursday, May 12 at UVU Games 13-14, 20-25	Friday, May 13 at UVU Games 15, 26-28	Saturday, May 14 at Utah Valley University Games 29, 30 & 31	
				Quarterfinals	Semifinals	Finals	
16	North Sanpete 1	17	Juab 12	1	Juab 4	4	Carbon 6
17	Morgan 4	17	Morgan 3	9	Carbon 6	7	Juan Diego 14
	Play-In Game 3:00pm		Game 1 10:00am		Game 13 11:00am		Game 15 4:30pm
			at #1 Seed				
			8 Union 6				
			9 Emery 7				
			Game 2 12:00pm				
			at #4 Seed - North Field				
13	Judge Memorial 11	13	Carbon 13	4	Juan Diego 14	3	American Leadership 1
20	Ben Lomond 6	13	Judge Memorial 0	5	Carbon 11	30	Juan Diego 8
	Play-In Game 3:00pm		Game 3 12:00pm		Game 29 10:00am		Game 30 12:30pm
			at #4 Seed - South Field				
			5 Grantsville 8				
			12 Summit Academy 2				
			Game 4 12:30pm				
			at #3 Seed				
14	Manti 11	14	ALA 8	3	Juan Diego 8		
19	Providence Hall 1	14	Manti 7	6	ALA 4		
	Play-In Game 3:00pm		Game 5 10:00am		Game 14 1:30pm		
			at #3 Seed				
			6 Delta 3				
			11 Ogden 2				
			Game 6 12:30pm				
			at #2 Seed				
15	South Summit 7	18	Canyon View 8	2	Carbon 11		
18	Grand County 11	18	Grand County 3	7	American Leadership 14		
	Play-In Game 3:00pm		Game 7 9:30am		Game 28 7:00pm		
			at #2 Seed				
			7 Juan Diego 19				
			10 Richfield 9				
			Game 8 12:30pm				

May 7	May 12	May 12	May 13
at #1 Seed	at American Fork HS	at UVU	at UVU
Morgan 0	Canyon View 4	Juab 6	Juab 5
Union 2	Union 3	Can View 4	ALA 6
Game 16 4:30pm	Game 20 11:00am	Game 26 11:00am	Game 28 7:00pm
at #4 Seed - South Field	at Mountain View HS	at UVU	at UVU
Judge 3	Delta 5	Sum Acd 1	ALA 4
Summit Acd 16	Summit Acd 7	Game 27 1:30pm	Grantsville 1
Game 17 3:00pm	Game 21 11:00am	Game 27 1:30pm	Game 27 1:30pm
at #3 Seed	at American Fork HS	at UVU	at UVU
Manti 9	Grantsville 13	ALA 4	Grantsville 1
Ogden 3	Manti 5	Game 27 1:30pm	Game 27 1:30pm
Game 18 5:00pm	Game 22 1:30pm	Game 27 1:30pm	Game 27 1:30pm
at Cedar HS	at Mountain View HS	at UVU	at UVU
Grand County 15	Emery 13	Emery 5	Emery 5
Richfield 10	Grand Cnty 4	Game 27 1:30pm	Game 27 1:30pm
Game 19 3:00pm	Game 23 1:30pm	Game 27 1:30pm	Game 27 1:30pm



**Juan Diego**  
3A State Champion

7	Juan Diego	8	X
3	American Leadership	1	X

Game 31, If necessary, will be played at 2:30pm



unbottled.

**Wilson**



~ In case of inclement weather, games will be played in the order they appear on the bracket.


The Higher seed will be the Home Team

# Baseball - 4A

## 2022 UHSAA • Mountain America Credit Union 4A Baseball State Championship

Super Regionals - May 12 & 13 at Home Sites

Bracket Play - May 16-19 & Finals - May 20 & 21 at Dixie State University



Presented by:

**MOUNTAIN AMERICA**  
CREDIT UNION

**Super Regional**  
May 12 & 13  
Home Sites  
**Best of 3**

1 **Dixie**  
16 **BYE**

8 **Mountain Crest**  
G1-5/12 4:00pm  
G2-5/13 1:00pm  
G3-5/13 (If Ness.)

9 **Green Canyon**  
G1-GC 14-5, G2-GC 3-2

4 **Snow Canyon**  
G1-5/12 4:00pm  
G2-5/13 1:00pm  
G3-5/13 (If Ness.)

13 **Logan**  
G1-SC 18-8, G2-SC 18-4

5 **Bear River**  
G1-5/12 4:00pm  
G2-5/13 1:00pm  
G3-5/13 (If Ness.)

12 **Sky View**  
G1-BR 12-2, G2-BR 11-1

2 **Crimson Cliffs**  
15 **BYE**

7 **Ridgeline**  
G1-5/12 4:00pm  
G2-5/13 1:00pm  
G3-5/13 (If Ness.)

10 **Hurricane**  
G1-Ri 7-2, G2-HT 5-3,  
G3-HT 6-2

3 **Pine View**  
14 **BYE**

6 **Desert Hills**  
G1-5/12 4:00pm  
G2-5/13 1:00pm  
G3-5/13 (If Ness.)


11 **Cedar**  
G1-DH 10-4, G2-CR 3-2,  
G3-DH 16-7

Bracket Play				Finals
May 16	May 17	May 18	May 19	May 20 & 21
G1-4 at DSU	G5-8 at DSU	G9-12 at DSU	G13-14 at DSU	Best of 3 at DSU

RE-SEED AFTER  
SUPER REGIONALS



**BRACKET 1**




**Crimson Cliffs**

4A State Champion

Game 1 of Series Crimson Cliffs 8 Snow Canyon 7	Game 2 of Series Crimson Cliffs 6 Snow Canyon 0
---	---

unbottled.

**BRACKET 2**



**Wilson**

The Higher seed will be the Home Team

In best of three series, the "If Necessary" games, home team will be decided by a coin toss.




# Baseball - 5A

## 2022 UHSAA • Mountain America Credit Union 5A Baseball State Championship

First Round - May 13 at Home Sites • Regionals - May 14 & 16 at Home Sites • Super Regionals - May 19 & 20 at Home Sites

Bracket Play - May 23-26 & Finals - May 27 & 28 at Utah Valley University



Presented by:

**MOUNTAIN AMERICA**  
CREDIT UNION

First Round  
May 13  
Home Sites  
Single Elimination  
4:00pm

Play-In Game for  
the 32/33 Seeds  
at 17 Seed Site

32 Timpviev 5  
33 Bonneville 9  
1:30pm

17 Uintah 10  
33 Bonneville 3

18 Payson 5  
31 Mountain View 0

19 Springville 8  
30 Hillcrest 0

20 Tooele 6  
29 East 0

21 Northridge 14  
28 Alta 11

22 Maple Mountain 12  
27 Provo 4

23 Stansbury 4  
26 Highland 3

24 Box Elder 9  
25 Cedar Valley 5

Regionals  
May 14 & 16  
Home Sites  
Best of 3

RE-SEED AFTER  
FIRST ROUND

9 Orem  
G1-5/14 1:00pm  
G2-5/16 1:00pm  
G3-5/16 (If Ness.)

24 Box Elder  
G1-OT 7-4, G2-BR 14-4

10 Bountiful  
G1-5/14 1:00pm  
G2-5/16 1:00pm  
G3-5/16 (If Ness.)

23 Stansbury  
G1-BR 10-0, G2-BR 14-4

11 Murray  
G1-5/14 1:00pm  
G2-5/16 1:00pm  
G3-5/16 (If Ness.)

22 Maple Mountain  
G1-MM 2-1, G2-MM 4-2

12 Salem Hills  
G1-5/14 1:00pm  
G2-5/16 1:00pm  
G3-5/16 (If Ness.)

21 Northridge  
G1-SH 9-1, G2-SH 6-2

13 Wasatch  
G1-5/14 1:00pm  
G2-5/16 1:00pm  
G3-5/16 (If Ness.)

20 Tooele  
G1-WW 10-0, G2-WW 2-0

14 Viewmont  
G1-5/14 1:00pm  
G2-5/16 1:00pm  
G3-5/16 (If Ness.)

19 Springville  
G1-SR 9-3, G2-SR 17-4

15 Brighton  
G1-5/14 1:00pm  
G2-5/16 1:00pm  
G3-5/16 (If Ness.)

18 Payson  
G1-BB 10-5, G2-BB 6-3

16 Skyline  
G1-5/14 1:00pm  
G2-5/16 1:00pm  
G3-5/16 (If Ness.)

17 Uintah  
G1-UU 5-4, SE 10-7,  
G3-UU 9-4

Super Regionals  
May 19 & 20  
Home Sites  
Best of 3

RE-SEED AFTER  
REGIONALS

1 Spanish Fork  
G1-5/19 4:00pm  
G2-5/20 1:00pm  
G3-5/20 (If Ness.)

22 Maple Mountain  
G1-SF 9-4, G2-MM 3-1,  
G3-MM 6-5

2 Lehi  
G1-5/19 4:00pm  
G2-5/20 1:00pm  
G3-5/20 (If Ness.)

19 Springville  
G1-LP 15-5,  
G2-LP 13-3

3 Jordan  
G1-5/19 4:00pm  
G2-5/20 1:00pm  
G3-5/20 (If Ness.)

17 Uintah  
G1-JB 13-2, G2-JB 11-1

4 Olympus  
G1-5/19 4:00pm  
G2-5/20 1:00pm  
G3-5/20 (If Ness.)

15 Brighton  
G1-BB 3-1, G2-OT 10-8,  
G3-OT 10-0

5 Cottonwood  
G1-5/19 4:00pm  
G2-5/20 1:00pm  
G3-5/20 (If Ness.)

13 Wasatch  
G1-WW 12-1, G2-CC 14-4  
G3-WW 11-10

6 Park City  
G1-5/19 4:00pm  
G2-5/20 1:00pm  
G3-5/20 (If Ness.)

12 Salem Hills  
G1-SH 8-5, G2-SH 18-1

7 Woods Cross  
G1-5/19 4:00pm  
G2-5/20 1:00pm  
G3-5/20 (If Ness.)

10 Bountiful  
G1-BR 3-1, G2 BR 18-8

8 Timpanogos  
G1-5/19 4:00pm  
G2-5/20 1:00pm  
G3-5/20 (If Ness.)

9 Orem  
G1-OT 4-3, G2- TT 12-5,  
G3-OT 6-3

Bracket Play  
May 23  
G1-4 at UVU  
May 24  
G5-8 at UVU  
May 25  
G9-12 at UVU  
May 26  
G13-14 at UVU  
Finals  
May 27 & 28  
Best of 3 at UVU

RE-SEED AFTER  
SUPER REGIONALS

BRACKET 1

2 Lehi 10  
G1-5/23 - 11:00am

22 Maple Mountain 0  
G8-5/24 - 7:00pm

9 Orem 5  
G2-5/23 - 1:30pm

10 Bountiful 8  
G6-5/24 - 1:30pm

22 Maple Mountain 7  
G10-5/25 - 1:30pm

9 Orem 12  
G14-5/26 - 7:00pm

BRACKET 2

3 Jordan 7  
G3-5/23 - 4:30pm

13 Wasatch 9  
G7-5/24 - 4:30pm

4 Olympus 9  
G4-5/23 - 7:00pm

12 Salem Hills 5  
G9-5/25 - 11:00am

3 Jordan 12  
G5-5/24 - 11:00am

12 Salem Hills 14  
(10)



unbottled.

Wilson

The Higher seed will be the Home Team

In best of three series, the "If Necessary" games, home team will be decided by a coin toss.



Lehi  
5A State  
Champion

Game 1 of Series

Lehi 10  
Olympus 9

Game 2 of Series

Lehi 4  
Olympus 3  
(8)

2 Lehi  
Bracket 1 Winner  
G15-5/27 - 4:30pm  
G16-5/28 - 11:00am  
G17-5/28 - 4:30pm  
(If Necessary)


4 Olympus  
Bracket 2 Winner



# Baseball - 6A

## 2022 UHSAA • Mountain America Credit Union 6A Baseball State Championships

Regionals - May 14 & 16 at Home Sites • Super Regionals - May 19 & 20 at Home Sites  
Bracket Play - May 23-26 at Brigham Young University • Finals - May 27 & 28 at Utah Valley University



Presented by:

**MOUNTAIN AMERICA**  
CREDIT UNION

Regionals May 14 & 16 Home Sites Best of 3		Super Regionals May 19 & 20 Home Sites Best of 3		Bracket Play				Finals																																																																						
				May 23 G1-4 at BYU	May 24 G5-8 at BYU	May 25 G9-12 at BYU	May 26 G13-14 at BYU	May 27 & 28 Best of 3 at UVU																																																																						
<b>16 Mountain Ridge</b> G1-5/14 1:00pm G2-5/16 1:00pm G3-5/16 (If Ness.)		<b>1 Fremont</b> G1-5/19 4:00pm G2-5/20 1:00pm G3-5/20 (If Ness.)		<b>RE-SEED AFTER SUPER REGIONALS</b>																																																																										
<b>17 Copper Hills</b> G1-CH 8-5, G2-CH 6-1		<b>2 Clearfield</b> G1-FS 10-0, G2-FS 11-1		<b>BRACKET 1</b>																																																																										
<b>9 Farmington</b> G1-5/14 1:00pm G2-5/16 1:00pm G3-5/16 (If Ness.)		<b>2 Bingham</b> G1-5/19 4:00pm G2-5/20 1:00pm G3-5/20 (If Ness.)		<table border="1"> <tr> <td>1 Fremont 1</td> <td>9 Farmington 2</td> <td colspan="2"></td> <td>5 American Fork 12</td> <td colspan="2"></td> </tr> <tr> <td>G1-5/23 - 12:00pm</td> <td></td> <td colspan="2">G8-5/24 - 7:00pm</td> <td></td> <td colspan="2">5 American Fork 12</td> </tr> <tr> <td>9 Farmington 2</td> <td>5 American Fork 5</td> <td colspan="2"></td> <td>9 Farmington 5</td> <td colspan="2">5 American Fork 5</td> </tr> <tr> <td></td> <td></td> <td colspan="2"></td> <td></td> <td colspan="2">G12-5/25 - 7:00pm</td> </tr> <tr> <td>4 Lone Peak 2</td> <td>5 American Fork 5</td> <td colspan="2"></td> <td>9 Farmington 5</td> <td colspan="2">9 Farmington 2</td> </tr> <tr> <td>G2-5/23 - 2:30pm</td> <td></td> <td colspan="2"></td> <td></td> <td colspan="2">G10-5/25 - 1:30pm</td> </tr> <tr> <td>5 American Fork 12</td> <td>1 Fremont 7</td> <td colspan="2"></td> <td>1 Fremont 3</td> <td colspan="2">9 Farmington 2</td> </tr> <tr> <td></td> <td>G6-5/24 - 1:30pm</td> <td colspan="2"></td> <td></td> <td colspan="2">G13-5/26 - 7:00pm (If Necessary)</td> </tr> <tr> <td>1 Fremont 7</td> <td>4 Lone Peak 6</td> <td colspan="2"></td> <td></td> <td colspan="2"></td> </tr> <tr> <td></td> <td></td> <td colspan="2"></td> <td></td> <td colspan="2"></td> </tr> </table>					1 Fremont 1	9 Farmington 2			5 American Fork 12			G1-5/23 - 12:00pm		G8-5/24 - 7:00pm			5 American Fork 12		9 Farmington 2	5 American Fork 5			9 Farmington 5	5 American Fork 5							G12-5/25 - 7:00pm		4 Lone Peak 2	5 American Fork 5			9 Farmington 5	9 Farmington 2		G2-5/23 - 2:30pm					G10-5/25 - 1:30pm		5 American Fork 12	1 Fremont 7			1 Fremont 3	9 Farmington 2			G6-5/24 - 1:30pm				G13-5/26 - 7:00pm (If Necessary)		1 Fremont 7	4 Lone Peak 6												
1 Fremont 1	9 Farmington 2			5 American Fork 12																																																																										
G1-5/23 - 12:00pm		G8-5/24 - 7:00pm			5 American Fork 12																																																																									
9 Farmington 2	5 American Fork 5			9 Farmington 5	5 American Fork 5																																																																									
					G12-5/25 - 7:00pm																																																																									
4 Lone Peak 2	5 American Fork 5			9 Farmington 5	9 Farmington 2																																																																									
G2-5/23 - 2:30pm					G10-5/25 - 1:30pm																																																																									
5 American Fork 12	1 Fremont 7			1 Fremont 3	9 Farmington 2																																																																									
	G6-5/24 - 1:30pm				G13-5/26 - 7:00pm (If Necessary)																																																																									
1 Fremont 7	4 Lone Peak 6																																																																													
<b>24 West</b> G1-FP 11-1, G2-FP 14-4		<b>3 Riverton</b> G1-5/19 4:00pm G2-5/20 1:00pm G3-5/20 (If Ness.)		<b>BRACKET 2</b>																																																																										
<b>12 Kearns</b> G1-5/14 1:00pm G2-5/16 1:00pm G3-5/16 (If Ness.)		<b>19 Layton</b> G1-RS 13-3, G2-LL 6-3, G3-RS 8-7		<table border="1"> <tr> <td>2 Bingham 8</td> <td>2 Bingham 2</td> <td colspan="2"></td> <td>3 Riverton 3</td> <td colspan="2">3 Riverton 3</td> </tr> <tr> <td>G3-5/23 - 5:00pm</td> <td></td> <td colspan="2">G7-5/24 - 4:30pm</td> <td></td> <td colspan="2">3 Riverton 3</td> </tr> <tr> <td>7 Pleasant Grove 2</td> <td>3 Riverton 10</td> <td colspan="2"></td> <td>3 Riverton 5</td> <td colspan="2">3 Riverton 3</td> </tr> <tr> <td></td> <td></td> <td colspan="2"></td> <td></td> <td colspan="2">G11-5/25 - 4:30pm</td> </tr> <tr> <td>3 Riverton 10</td> <td>3 Riverton 5</td> <td colspan="2"></td> <td>7 Pleasant Grove 6</td> <td colspan="2">7 Pleasant Grove 1</td> </tr> <tr> <td>G4-5/23 - 7:30pm</td> <td></td> <td colspan="2"></td> <td></td> <td colspan="2">G9-5/25 - 11:00am</td> </tr> <tr> <td>6 Taylorsville 0</td> <td>7 Pleasant Grove 6</td> <td colspan="2"></td> <td>7 Pleasant Grove 3</td> <td colspan="2"></td> </tr> <tr> <td></td> <td>G5-5/24 - 11:00am</td> <td colspan="2"></td> <td></td> <td colspan="2"></td> </tr> <tr> <td>7 Pleasant Grove 6</td> <td>6 Taylorsville 4</td> <td colspan="2"></td> <td></td> <td colspan="2"></td> </tr> <tr> <td></td> <td></td> <td colspan="2"></td> <td></td> <td colspan="2"></td> </tr> </table>				2 Bingham 8	2 Bingham 2			3 Riverton 3	3 Riverton 3		G3-5/23 - 5:00pm		G7-5/24 - 4:30pm			3 Riverton 3		7 Pleasant Grove 2	3 Riverton 10			3 Riverton 5	3 Riverton 3							G11-5/25 - 4:30pm		3 Riverton 10	3 Riverton 5			7 Pleasant Grove 6	7 Pleasant Grove 1		G4-5/23 - 7:30pm					G9-5/25 - 11:00am		6 Taylorsville 0	7 Pleasant Grove 6			7 Pleasant Grove 3				G5-5/24 - 11:00am						7 Pleasant Grove 6	6 Taylorsville 4													
2 Bingham 8	2 Bingham 2			3 Riverton 3	3 Riverton 3																																																																									
G3-5/23 - 5:00pm		G7-5/24 - 4:30pm			3 Riverton 3																																																																									
7 Pleasant Grove 2	3 Riverton 10			3 Riverton 5	3 Riverton 3																																																																									
					G11-5/25 - 4:30pm																																																																									
3 Riverton 10	3 Riverton 5			7 Pleasant Grove 6	7 Pleasant Grove 1																																																																									
G4-5/23 - 7:30pm					G9-5/25 - 11:00am																																																																									
6 Taylorsville 0	7 Pleasant Grove 6			7 Pleasant Grove 3																																																																										
	G5-5/24 - 11:00am																																																																													
7 Pleasant Grove 6	6 Taylorsville 4																																																																													
<b>21 Syracuse</b> G1-BM 12-0, G2-BM 14-1		<b>4 Lone Peak</b> G1-5/19 4:00pm G2-5/20 1:00pm G3-5/20 (If Ness.)		<table border="1"> <tr> <td>5 American Fork 12</td> <td>2 Bingham 2</td> <td colspan="2"></td> <td>7 Pleasant Grove 1</td> <td colspan="2">7 Pleasant Grove 1</td> </tr> <tr> <td></td> <td></td> <td colspan="2">G14-5/26 - 4:30pm (If Necessary)</td> <td></td> <td colspan="2">7 Pleasant Grove 1</td> </tr> <tr> <td>5 American Fork 12</td> <td>2 Bingham 2</td> <td colspan="2"></td> <td>3 Riverton 3</td> <td colspan="2">3 Riverton 3</td> </tr> <tr> <td></td> <td></td> <td colspan="2"></td> <td></td> <td colspan="2">G11-5/25 - 4:30pm</td> </tr> <tr> <td>1 Fremont 7</td> <td>2 Bingham 2</td> <td colspan="2"></td> <td>7 Pleasant Grove 6</td> <td colspan="2">7 Pleasant Grove 1</td> </tr> <tr> <td>G6-5/24 - 1:30pm</td> <td></td> <td colspan="2"></td> <td></td> <td colspan="2">G9-5/25 - 11:00am</td> </tr> <tr> <td>4 Lone Peak 6</td> <td>3 Riverton 5</td> <td colspan="2"></td> <td>7 Pleasant Grove 3</td> <td colspan="2"></td> </tr> <tr> <td></td> <td></td> <td colspan="2"></td> <td></td> <td colspan="2"></td> </tr> </table>				5 American Fork 12	2 Bingham 2			7 Pleasant Grove 1	7 Pleasant Grove 1				G14-5/26 - 4:30pm (If Necessary)			7 Pleasant Grove 1		5 American Fork 12	2 Bingham 2			3 Riverton 3	3 Riverton 3							G11-5/25 - 4:30pm		1 Fremont 7	2 Bingham 2			7 Pleasant Grove 6	7 Pleasant Grove 1		G6-5/24 - 1:30pm					G9-5/25 - 11:00am		4 Lone Peak 6	3 Riverton 5			7 Pleasant Grove 3																								
5 American Fork 12	2 Bingham 2			7 Pleasant Grove 1	7 Pleasant Grove 1																																																																									
		G14-5/26 - 4:30pm (If Necessary)			7 Pleasant Grove 1																																																																									
5 American Fork 12	2 Bingham 2			3 Riverton 3	3 Riverton 3																																																																									
					G11-5/25 - 4:30pm																																																																									
1 Fremont 7	2 Bingham 2			7 Pleasant Grove 6	7 Pleasant Grove 1																																																																									
G6-5/24 - 1:30pm					G9-5/25 - 11:00am																																																																									
4 Lone Peak 6	3 Riverton 5			7 Pleasant Grove 3																																																																										
<b>21 Syracuse</b> G1-KC 6-5, G2-ST 14-3, G3-ST 15-7		<b>5 American Fork</b> G1-5/19 4:00pm G2-5/20 1:00pm G3-5/20 (If Ness.)		<table border="1"> <tr> <td>5 American Fork 12</td> <td>2 Bingham 2</td> <td colspan="2"></td> <td>3 Riverton 3</td> <td colspan="2">3 Riverton 3</td> </tr> <tr> <td></td> <td></td> <td colspan="2">G14-5/26 - 4:30pm (If Necessary)</td> <td></td> <td colspan="2">3 Riverton 3</td> </tr> <tr> <td>5 American Fork 12</td> <td>2 Bingham 2</td> <td colspan="2"></td> <td>3 Riverton 3</td> <td colspan="2">3 Riverton 3</td> </tr> <tr> <td></td> <td></td> <td colspan="2"></td> <td></td> <td colspan="2">G11-5/25 - 4:30pm</td> </tr> <tr> <td>1 Fremont 7</td> <td>2 Bingham 2</td> <td colspan="2"></td> <td>7 Pleasant Grove 6</td> <td colspan="2">7 Pleasant Grove 1</td> </tr> <tr> <td>G6-5/24 - 1:30pm</td> <td></td> <td colspan="2"></td> <td></td> <td colspan="2">G9-5/25 - 11:00am</td> </tr> <tr> <td>4 Lone Peak 6</td> <td>3 Riverton 5</td> <td colspan="2"></td> <td>7 Pleasant Grove 3</td> <td colspan="2"></td> </tr> <tr> <td></td> <td></td> <td colspan="2"></td> <td></td> <td colspan="2"></td> </tr> </table>				5 American Fork 12	2 Bingham 2			3 Riverton 3	3 Riverton 3				G14-5/26 - 4:30pm (If Necessary)			3 Riverton 3		5 American Fork 12	2 Bingham 2			3 Riverton 3	3 Riverton 3							G11-5/25 - 4:30pm		1 Fremont 7	2 Bingham 2			7 Pleasant Grove 6	7 Pleasant Grove 1		G6-5/24 - 1:30pm					G9-5/25 - 11:00am		4 Lone Peak 6	3 Riverton 5			7 Pleasant Grove 3																								
5 American Fork 12	2 Bingham 2			3 Riverton 3	3 Riverton 3																																																																									
		G14-5/26 - 4:30pm (If Necessary)			3 Riverton 3																																																																									
5 American Fork 12	2 Bingham 2			3 Riverton 3	3 Riverton 3																																																																									
					G11-5/25 - 4:30pm																																																																									
1 Fremont 7	2 Bingham 2			7 Pleasant Grove 6	7 Pleasant Grove 1																																																																									
G6-5/24 - 1:30pm					G9-5/25 - 11:00am																																																																									
4 Lone Peak 6	3 Riverton 5			7 Pleasant Grove 3																																																																										
<b>13 Weber</b> G1-5/14 1:00pm G2-5/16 1:00pm G3-5/16 (If Ness.)		<b>17 Copper Hills</b> G1-LP 5-1, G2-LP 9-2		<table border="1"> <tr> <td>5 American Fork 12</td> <td>2 Bingham 2</td> <td colspan="2"></td> <td>3 Riverton 3</td> <td colspan="2">3 Riverton 3</td> </tr> <tr> <td></td> <td></td> <td colspan="2">G14-5/26 - 4:30pm (If Necessary)</td> <td></td> <td colspan="2">3 Riverton 3</td> </tr> <tr> <td>5 American Fork 12</td> <td>2 Bingham 2</td> <td colspan="2"></td> <td>3 Riverton 3</td> <td colspan="2">3 Riverton 3</td> </tr> <tr> <td></td> <td></td> <td colspan="2"></td> <td></td> <td colspan="2">G11-5/25 - 4:30pm</td> </tr> <tr> <td>1 Fremont 7</td> <td>2 Bingham 2</td> <td colspan="2"></td> <td>7 Pleasant Grove 6</td> <td colspan="2">7 Pleasant Grove 1</td> </tr> <tr> <td>G6-5/24 - 1:30pm</td> <td></td> <td colspan="2"></td> <td></td> <td colspan="2">G9-5/25 - 11:00am</td> </tr> <tr> <td>4 Lone Peak 6</td> <td>3 Riverton 5</td> <td colspan="2"></td> <td>7 Pleasant Grove 3</td> <td colspan="2"></td> </tr> <tr> <td></td> <td></td> <td colspan="2"></td> <td></td> <td colspan="2"></td> </tr> </table>				5 American Fork 12	2 Bingham 2			3 Riverton 3	3 Riverton 3				G14-5/26 - 4:30pm (If Necessary)			3 Riverton 3		5 American Fork 12	2 Bingham 2			3 Riverton 3	3 Riverton 3							G11-5/25 - 4:30pm		1 Fremont 7	2 Bingham 2			7 Pleasant Grove 6	7 Pleasant Grove 1		G6-5/24 - 1:30pm					G9-5/25 - 11:00am		4 Lone Peak 6	3 Riverton 5			7 Pleasant Grove 3																								
5 American Fork 12	2 Bingham 2			3 Riverton 3	3 Riverton 3																																																																									
		G14-5/26 - 4:30pm (If Necessary)			3 Riverton 3																																																																									
5 American Fork 12	2 Bingham 2			3 Riverton 3	3 Riverton 3																																																																									
					G11-5/25 - 4:30pm																																																																									
1 Fremont 7	2 Bingham 2			7 Pleasant Grove 6	7 Pleasant Grove 1																																																																									
G6-5/24 - 1:30pm					G9-5/25 - 11:00am																																																																									
4 Lone Peak 6	3 Riverton 5			7 Pleasant Grove 3																																																																										
<b>20 Roy</b> G1-WW 11-1, G2-WW 11-1		<b>6 Taylorsville</b> G1-5/19 4:00pm G2-5/20 1:00pm G3-5/20 (If Ness.)		<table border="1"> <tr> <td>5 American Fork 12</td> <td>2 Bingham 2</td> <td colspan="2"></td> <td>3 Riverton 3</td> <td colspan="2">3 Riverton 3</td> </tr> <tr> <td></td> <td></td> <td colspan="2">G14-5/26 - 4:30pm (If Necessary)</td> <td></td> <td colspan="2">3 Riverton 3</td> </tr> <tr> <td>5 American Fork 12</td> <td>2 Bingham 2</td> <td colspan="2"></td> <td>3 Riverton 3</td> <td colspan="2">3 Riverton 3</td> </tr> <tr> <td></td> <td></td> <td colspan="2"></td> <td></td> <td colspan="2">G11-5/25 - 4:30pm</td> </tr> <tr> <td>1 Fremont 7</td> <td>2 Bingham 2</td> <td colspan="2"></td> <td>7 Pleasant Grove 6</td> <td colspan="2">7 Pleasant Grove 1</td> </tr> <tr> <td>G6-5/24 - 1:30pm</td> <td></td> <td colspan="2"></td> <td></td> <td colspan="2">G9-5/25 - 11:00am</td> </tr> <tr> <td>4 Lone Peak 6</td> <td>3 Riverton 5</td> <td colspan="2"></td> <td>7 Pleasant Grove 3</td> <td colspan="2"></td> </tr> <tr> <td></td> <td></td> <td colspan="2"></td> <td></td> <td colspan="2"></td> </tr> </table>				5 American Fork 12	2 Bingham 2			3 Riverton 3	3 Riverton 3				G14-5/26 - 4:30pm (If Necessary)			3 Riverton 3		5 American Fork 12	2 Bingham 2			3 Riverton 3	3 Riverton 3							G11-5/25 - 4:30pm		1 Fremont 7	2 Bingham 2			7 Pleasant Grove 6	7 Pleasant Grove 1		G6-5/24 - 1:30pm					G9-5/25 - 11:00am		4 Lone Peak 6	3 Riverton 5			7 Pleasant Grove 3																								
5 American Fork 12	2 Bingham 2			3 Riverton 3	3 Riverton 3																																																																									
		G14-5/26 - 4:30pm (If Necessary)			3 Riverton 3																																																																									
5 American Fork 12	2 Bingham 2			3 Riverton 3	3 Riverton 3																																																																									
					G11-5/25 - 4:30pm																																																																									
1 Fremont 7	2 Bingham 2			7 Pleasant Grove 6	7 Pleasant Grove 1																																																																									
G6-5/24 - 1:30pm					G9-5/25 - 11:00am																																																																									
4 Lone Peak 6	3 Riverton 5			7 Pleasant Grove 3																																																																										
<b>14 Herriman</b> G1-5/14 1:00pm G2-5/16 1:00pm G3-5/16 (If Ness.)		<b>13 Weber</b> G1-TW 9-3, G2-TW 12-2		<table border="1"> <tr> <td>5 American Fork 12</td> <td>2 Bingham 2</td> <td colspan="2"></td> <td>3 Riverton 3</td> <td colspan="2">3 Riverton 3</td> </tr> <tr> <td></td> <td></td> <td colspan="2">G14-5/26 - 4:30pm (If Necessary)</td> <td></td> <td colspan="2">3 Riverton 3</td> </tr> <tr> <td>5 American Fork 12</td> <td>2 Bingham 2</td> <td colspan="2"></td> <td>3 Riverton 3</td> <td colspan="2">3 Riverton 3</td> </tr> <tr> <td></td> <td></td> <td colspan="2"></td> <td></td> <td colspan="2">G11-5/25 - 4:30pm</td> </tr> <tr> <td>1 Fremont 7</td> <td>2 Bingham 2</td> <td colspan="2"></td> <td>7 Pleasant Grove 6</td> <td colspan="2">7 Pleasant Grove 1</td> </tr> <tr> <td>G6-5/24 - 1:30pm</td> <td></td> <td colspan="2"></td> <td></td> <td colspan="2">G9-5/25 - 11:00am</td> </tr> <tr> <td>4 Lone Peak 6</td> <td>3 Riverton 5</td> <td colspan="2"></td> <td>7 Pleasant Grove 3</td> <td colspan="2"></td> </tr> <tr> <td></td> <td></td> <td colspan="2"></td> <td></td> <td colspan="2"></td> </tr> </table>				5 American Fork 12	2 Bingham 2			3 Riverton 3	3 Riverton 3				G14-5/26 - 4:30pm (If Necessary)			3 Riverton 3		5 American Fork 12	2 Bingham 2			3 Riverton 3	3 Riverton 3							G11-5/25 - 4:30pm		1 Fremont 7	2 Bingham 2			7 Pleasant Grove 6	7 Pleasant Grove 1		G6-5/24 - 1:30pm					G9-5/25 - 11:00am		4 Lone Peak 6	3 Riverton 5			7 Pleasant Grove 3																								
5 American Fork 12	2 Bingham 2			3 Riverton 3	3 Riverton 3																																																																									
		G14-5/26 - 4:30pm (If Necessary)			3 Riverton 3																																																																									
5 American Fork 12	2 Bingham 2			3 Riverton 3	3 Riverton 3																																																																									
					G11-5/25 - 4:30pm																																																																									
1 Fremont 7	2 Bingham 2			7 Pleasant Grove 6	7 Pleasant Grove 1																																																																									
G6-5/24 - 1:30pm					G9-5/25 - 11:00am																																																																									
4 Lone Peak 6	3 Riverton 5			7 Pleasant Grove 3																																																																										
<b>19 Layton</b> G1-LI 8-7, G2-LI 5-4		<b>7 Pleasant Grove</b> G1-5/19 4:00pm G2-5/20 1:00pm G3-5/20 (If Ness.)		<table border="1"> <tr> <td>5 American Fork 12</td> <td>2 Bingham 2</td> <td colspan="2"></td> <td>3 Riverton 3</td> <td colspan="2">3 Riverton 3</td> </tr> <tr> <td></td> <td></td> <td colspan="2">G14-5/26 - 4:30pm (If Necessary)</td> <td></td> <td colspan="2">3 Riverton 3</td> </tr> <tr> <td>5 American Fork 12</td> <td>2 Bingham 2</td> <td colspan="2"></td> <td>3 Riverton 3</td> <td colspan="2">3 Riverton 3</td> </tr> <tr> <td></td> <td></td> <td colspan="2"></td> <td></td> <td colspan="2">G11-5/25 - 4:30pm</td> </tr> <tr> <td>1 Fremont 7</td> <td>2 Bingham 2</td> <td colspan="2"></td> <td>7 Pleasant Grove 6</td> <td colspan="2">7 Pleasant Grove 1</td> </tr> <tr> <td>G6-5/24 - 1:30pm</td> <td></td> <td colspan="2"></td> <td></td> <td colspan="2">G9-5/25 - 11:00am</td> </tr> <tr> <td>4 Lone Peak 6</td> <td>3 Riverton 5</td> <td colspan="2"></td> <td>7 Pleasant Grove 3</td> <td colspan="2"></td> </tr> <tr> <td></td> <td></td> <td colspan="2"></td> <td></td> <td colspan="2"></td> </tr> </table>				5 American Fork 12	2 Bingham 2			3 Riverton 3	3 Riverton 3				G14-5/26 - 4:30pm (If Necessary)			3 Riverton 3		5 American Fork 12	2 Bingham 2			3 Riverton 3	3 Riverton 3							G11-5/25 - 4:30pm		1 Fremont 7	2 Bingham 2			7 Pleasant Grove 6	7 Pleasant Grove 1		G6-5/24 - 1:30pm					G9-5/25 - 11:00am		4 Lone Peak 6	3 Riverton 5			7 Pleasant Grove 3																								
5 American Fork 12	2 Bingham 2			3 Riverton 3	3 Riverton 3																																																																									
		G14-5/26 - 4:30pm (If Necessary)			3 Riverton 3																																																																									
5 American Fork 12	2 Bingham 2			3 Riverton 3	3 Riverton 3																																																																									
					G11-5/25 - 4:30pm																																																																									
1 Fremont 7	2 Bingham 2			7 Pleasant Grove 6	7 Pleasant Grove 1																																																																									
G6-5/24 - 1:30pm					G9-5/25 - 11:00am																																																																									
4 Lone Peak 6	3 Riverton 5			7 Pleasant Grove 3																																																																										
<b>11 Davis</b> G1-5/14 1:00pm G2-5/16 1:00pm G3-5/16 (If Ness.)		<b>8 West Jordan</b> G1-5/19 4:00pm G2-5/20 1:00pm G3-5/20 (If Ness.)		<table border="1"> <tr> <td>5 American Fork 12</td> <td>2 Bingham 2</td> <td colspan="2"></td> <td>3 Riverton 3</td> <td colspan="2">3 Riverton 3</td> </tr> <tr> <td></td> <td></td> <td colspan="2">G14-5/26 - 4:30pm (If Necessary)</td> <td></td> <td colspan="2">3 Riverton 3</td> </tr> <tr> <td>5 American Fork 12</td> <td>2 Bingham 2</td> <td colspan="2"></td> <td>3 Riverton 3</td> <td colspan="2">3 Riverton 3</td> </tr> <tr> <td></td> <td></td> <td colspan="2"></td> <td></td> <td colspan="2">G11-5/25 - 4:30pm</td> </tr> <tr> <td>1 Fremont 7</td> <td>2 Bingham 2</td> <td colspan="2"></td> <td>7 Pleasant Grove 6</td> <td colspan="2">7 Pleasant Grove 1</td> </tr> <tr> <td>G6-5/24 - 1:30pm</td> <td></td> <td colspan="2"></td> <td></td> <td colspan="2">G9-5/25 - 11:00am</td> </tr> <tr> <td>4 Lone Peak 6</td> <td>3 Riverton 5</td> <td colspan="2"></td> <td>7 Pleasant Grove 3</td> <td colspan="2"></td> </tr> <tr> <td></td> <td></td> <td colspan="2"></td> <td></td> <td colspan="2"></td> </tr> </table>				5 American Fork 12	2 Bingham 2			3 Riverton 3	3 Riverton 3				G14-5/26 - 4:30pm (If Necessary)			3 Riverton 3		5 American Fork 12	2 Bingham 2			3 Riverton 3	3 Riverton 3							G11-5/25 - 4:30pm		1 Fremont 7	2 Bingham 2			7 Pleasant Grove 6	7 Pleasant Grove 1		G6-5/24 - 1:30pm					G9-5/25 - 11:00am		4 Lone Peak 6	3 Riverton 5			7 Pleasant Grove 3																								
5 American Fork 12	2 Bingham 2			3 Riverton 3	3 Riverton 3																																																																									
		G14-5/26 - 4:30pm (If Necessary)			3 Riverton 3																																																																									
5 American Fork 12	2 Bingham 2			3 Riverton 3	3 Riverton 3																																																																									
					G11-5/25 - 4:30pm																																																																									
1 Fremont 7	2 Bingham 2			7 Pleasant Grove 6	7 Pleasant Grove 1																																																																									
G6-5/24 - 1:30pm					G9-5/25 - 11:00am																																																																									
4 Lone Peak 6	3 Riverton 5			7 Pleasant Grove 3																																																																										
<b>22 Clearfield</b> G1-DD 4-2, G2-CF 12-7, G3-CF 18-0		<b>9 Farmington</b> G1-FP 5-2, FP 6-4		<table border="1"> <tr> <td>5 American Fork 12</td> <td>2 Bingham 2</td> <td colspan="2"></td> <td>3 Riverton 3</td> <td colspan="2">3 Riverton 3</td> </tr> <tr> <td></td> <td></td> <td colspan="2">G14-5/26 - 4:30pm (If Necessary)</td> <td></td> <td colspan="2">3 Riverton 3</td> </tr> <tr> <td>5 American Fork 12</td> <td>2 Bingham 2</td> <td colspan="2"></td> <td>3 Riverton 3</td> <td colspan="2">3 Riverton 3</td> </tr> <tr> <td></td> <td></td> <td colspan="2"></td> <td></td> <td colspan="2">G11-5/25 - 4:30pm</td> </tr> <tr> <td>1 Fremont 7</td> <td>2 Bingham 2</td> <td colspan="2"></td> <td>7 Pleasant Grove 6</td> <td colspan="2">7 Pleasant Grove 1</td> </tr> <tr> <td>G6-5/24 - 1:30pm</td> <td></td> <td colspan="2"></td> <td></td> <td colspan="2">G9-5/25 - 11:00am</td> </tr> <tr> <td>4 Lone Peak 6</td> <td>3 Riverton 5</td> <td colspan="2"></td> <td>7 Pleasant Grove 3</td> <td colspan="2"></td> </tr> <tr> <td></td> <td></td> <td colspan="2"></td> <td></td> <td colspan="2"></td> </tr> </table>				5 American Fork 12	2 Bingham 2			3 Riverton 3	3 Riverton 3				G14-5/26 - 4:30pm (If Necessary)			3 Riverton 3		5 American Fork 12	2 Bingham 2			3 Riverton 3	3 Riverton 3							G11-5/25 - 4:30pm		1 Fremont 7	2 Bingham 2			7 Pleasant Grove 6	7 Pleasant Grove 1		G6-5/24 - 1:30pm					G9-5/25 - 11:00am		4 Lone Peak 6	3 Riverton 5			7 Pleasant Grove 3																								
5 American Fork 12	2 Bingham 2			3 Riverton 3	3 Riverton 3																																																																									
		G14-5/26 - 4:30pm (If Necessary)			3 Riverton 3																																																																									
5 American Fork 12	2 Bingham 2			3 Riverton 3	3 Riverton 3																																																																									
					G11-5/25 - 4:30pm																																																																									
1 Fremont 7	2 Bingham 2			7 Pleasant Grove 6	7 Pleasant Grove 1																																																																									
G6-5/24 - 1:30pm					G9-5/25 - 11:00am																																																																									
4 Lone Peak 6	3 Riverton 5			7 Pleasant Grove 3																																																																										
<b>10 Skyridge</b> G1-5/14 1:00pm G2-5/16 1:00pm G3-5/16 (If Ness.)		<b>9 Farmington</b> G1-FP 5-2, FP 6-4		<table border="1"> <tr> <td>5 American Fork 12</td> <td>2 Bingham 2</td> <td colspan="2"></td> <td>3 Riverton 3</td> <td colspan="2">3 Riverton 3</td> </tr> <tr> <td></td> <td></td> <td colspan="2">G14-5/26 - 4:30pm (If Necessary)</td> <td></td> <td colspan="2">3 Riverton 3</td> </tr> <tr> <td>5 American Fork 12</td> <td>2 Bingham 2</td> <td colspan="2"></td> <td>3 Riverton 3</td> <td colspan="2">3 Riverton 3</td> </tr> <tr> <td></td> <td></td> <td colspan="2"></td> <td></td> <td colspan="2">G11-5/25 - 4:30pm</td> </tr> <tr> <td>1 Fremont 7</td> <td>2 Bingham 2</td> <td colspan="2"></td> <td>7 Pleasant Grove 6</td> <td colspan="2">7 Pleasant Grove 1</td> </tr> <tr> <td>G6-5/24 - 1:30pm</td> <td></td> <td colspan="2"></td> <td></td> <td colspan="2">G9-5/25 - 11:00am</td> </tr> <tr> <td>4 Lone Peak 6</td> <td>3 Riverton 5</td> <td colspan="2"></td> <td>7 Pleasant Grove 3</td> <td colspan="2"></td> </tr> <tr> <td></td> <td></td> <td colspan="2"></td> <td></td> <td colspan="2"></td> </tr> </table>				5 American Fork 12	2 Bingham 2			3 Riverton 3	3 Riverton 3				G14-5/26 - 4:30pm (If Necessary)			3 Riverton 3		5 American Fork 12	2 Bingham 2			3 Riverton 3	3 Riverton 3							G11-5/25 - 4:30pm		1 Fremont 7	2 Bingham 2			7 Pleasant Grove 6	7 Pleasant Grove 1		G6-5/24 - 1:30pm					G9-5/25 - 11:00am		4 Lone Peak 6	3 Riverton 5			7 Pleasant Grove 3																								
5 American Fork 12	2 Bingham 2			3 Riverton 3	3 Riverton 3																																																																									
		G14-5/26 - 4:30pm (If Necessary)			3 Riverton 3																																																																									
5 American Fork 12	2 Bingham 2			3 Riverton 3	3 Riverton 3																																																																									
					G11-5/25 - 4:30pm																																																																									
1 Fremont 7	2 Bingham 2			7 Pleasant Grove 6	7 Pleasant Grove 1																																																																									
G6-5/24 - 1:30pm					G9-5/25 - 11:00am																																																																									
4 Lone Peak 6	3 Riverton 5			7 Pleasant Grove 3																																																																										
<b>23 Westlake</b> G1-SF 8-2, G2-WT 5-4, G3-SF 5-0		<b>9 Farmington</b> G1-FP 5-2, FP 6-4		<table border="1"> <tr> <td>5 American Fork 12</td> <td>2 Bingham 2</td> <td colspan="2"></td> <td>3 Riverton 3</td> <td colspan="2">3 Riverton 3</td> </tr> <tr> <td></td> <td></td> <td colspan="2">G14-5/26 - 4:30pm (If Necessary)</td> <td></td> <td colspan="2">3 Riverton 3</td> </tr> <tr> <td>5 American Fork 12</td> <td>2 Bingham 2</td> <td colspan="2"></td> <td>3 Riverton 3</td> <td colspan="2">3 Riverton 3</td> </tr> <tr> <td></td> <td></td> <td colspan="2"></td> <td></td> <td colspan="2">G11-5/25 - 4:30pm</td> </tr> <tr> <td>1 Fremont 7</td> <td>2 Bingham 2</td> <td colspan="2"></td> <td>7 Pleasant Grove 6</td> <td colspan="2">7 Pleasant Grove 1</td> </tr> <tr> <td>G6-5/24 - 1:30pm</td> <td></td> <td colspan="2"></td> <td></td> <td colspan="2">G9-5/25 - 11:00am</td> </tr> <tr> <td>4 Lone Peak 6</td> <td>3 Riverton 5</td> <td colspan="2"></td> <td>7 Pleasant Grove 3</td> <td colspan="2"></td> </tr> <tr> <td></td> <td></td> <td colspan="2"></td> <td></td> <td colspan="2"></td> </tr> </table>				5 American Fork 12	2 Bingham 2			3 Riverton 3	3 Riverton 3				G14-5/26 - 4:30pm (If Necessary)			3 Riverton 3		5 American Fork 12	2 Bingham 2			3 Riverton 3	3 Riverton 3							G11-5/25 - 4:30pm		1 Fremont 7	2 Bingham 2			7 Pleasant Grove 6	7 Pleasant Grove 1		G6-5/24 - 1:30pm					G9-5/25 - 11:00am		4 Lone Peak 6	3 Riverton 5			7 Pleasant Grove 3																								
5 American Fork 12	2 Bingham 2			3 Riverton 3	3 Riverton 3																																																																									
		G14-5/26 - 4:30pm (If Necessary)			3 Riverton 3																																																																									
5 American Fork 12	2 Bingham 2			3 Riverton 3	3 Riverton 3																																																																									
					G11-5/25 - 4:30pm																																																																									
1 Fremont 7	2 Bingham 2			7 Pleasant Grove 6	7 Pleasant Grove 1																																																																									
G6-5/24 - 1:30pm					G9-5/25 - 11:00am																																																																									
4 Lone Peak 6	3 Riverton 5			7 Pleasant Grove 3																																																																										
<b>15 Corner Canyon</b> G1-5/14 1:00pm G2-5/16 1:00pm G3-5/16 (If Ness.)		<b>9 Farmington</b> G1-FP 5-2, FP 6-4		<table border="1"> <tr> <td>5 American Fork 12</td> <td>2 Bingham 2</td> <td colspan="2"></td> <td>3 Riverton 3</td> <td colspan="2">3 Riverton 3</td> </tr> <tr> <td></td> <td></td> <td colspan="2">G14-5/26 - 4:30pm (If Necessary)</td> <td></td> <td colspan="2">3 Riverton 3</td> </tr> <tr> <td>5 American Fork 12</td> <td>2 Bingham 2</td> <td colspan="2"></td> <td>3 Riverton 3</td> <td colspan="2">3 Riverton 3</td> </tr> <tr> <td></td> <td></td> <td colspan="2"></td> <td></td> <td colspan="2">G11-5/25 - 4:30pm</td> </tr> <tr> <td>1 Fremont 7</td> <td>2 Bingham 2</td> <td colspan="2"></td> <td>7 Pleasant Grove 6</td> <td colspan="2">7 Pleasant Grove 1</td> </tr> <tr> <td>G6-5/24 - 1:30pm</td> <td></td> <td colspan="2"></td> <td></td> <td colspan="2">G9-5/25 - 11:00am</td> </tr> <tr> <td>4 Lone Peak 6</td> <td>3 Riverton 5</td> <td colspan="2"></td> <td>7 Pleasant Grove 3</td> <td colspan="2"></td> </tr> <tr> <td></td> <td></td> <td colspan="2"></td> <td></td> <td colspan="2"></td> </tr> </table>				5 American Fork 12	2 Bingham 2			3 Riverton 3	3 Riverton 3				G14-5/26 - 4:30pm (If Necessary)			3 Riverton 3		5 American Fork 12	2 Bingham 2			3 Riverton 3	3 Riverton 3							G11-5/25 - 4:30pm		1 Fremont 7	2 Bingham 2			7 Pleasant Grove 6	7 Pleasant Grove 1		G6-5/24 - 1:30pm					G9-5/25 - 11:00am		4 Lone Peak 6	3 Riverton 5			7 Pleasant Grove 3																								
5 American Fork 12	2 Bingham 2			3 Riverton 3	3 Riverton 3																																																																									
		G14-5/26 - 4:30pm (If Necessary)			3 Riverton 3																																																																									
5 American Fork 12	2 Bingham 2			3 Riverton 3	3 Riverton 3																																																																									
					G11-5/25 - 4:30pm																																																																									
1 Fremont 7	2 Bingham 2			7 Pleasant Grove 6	7 Pleasant Grove 1																																																																									
G6-5/24 - 1:30pm					G9-5/25 - 11:00am																																																																									
4 Lone Peak 6	3 Riverton 5			7 Pleasant Grove 3																																																																										
<b>18 Cyprus</b> G1-CC 7-5, G2-CC 11-7		<b>9 Farmington</b> G1-FP 5-2, FP 6-4		<table border="1"> <tr> <td>5 American Fork 12</td> <td>2 Bingham 2</td> <td colspan="2"></td> <td>3 Riverton 3</td> <td colspan="2">3 Riverton 3</td> </tr> <tr> <td></td> <td></td> <td colspan="2">G14-5/26 - 4:30pm (If Necessary)</td> <td></td> <td colspan="2">3 Riverton 3</td> </tr> <tr> <td>5 American Fork 12</td> <td>2 Bingham 2</td> <td colspan="2"></td> <td>3 Riverton 3</td> <td colspan="2">3 Riverton 3</td> </tr> <tr> <td></td> <td></td> <td colspan="2"></td> <td></td> <td colspan="2">G11-5/25 - 4:30pm</td> </tr> <tr> <td>1 Fremont 7</td> <td>2 Bingham 2</td> <td colspan="2"></td> <td>7 Pleasant Grove 6</td> <td colspan="2">7 Pleasant Grove 1</td> </tr> <tr> <td>G6-5/24 - 1:30pm</td> <td></td> <td colspan="2"></td> <td></td> <td colspan="2">G9-5/25 - 11:00am</td> </tr> <tr> <td>4 Lone Peak 6</td> <td>3 Riverton 5</td> <td colspan="2"></td> <td>7 Pleasant Grove 3</td> <td colspan="2"></td> </tr> <tr> <td></td> <td></td> <td colspan="2"></td> <td></td> <td colspan="2"></td> </tr> </table>				5 American Fork 12	2 Bingham 2			3 Riverton 3	3 Riverton 3				G14-5/26 - 4:30pm (If Necessary)			3 Riverton 3		5 American Fork 12	2 Bingham 2			3 Riverton 3	3 Riverton 3							G11-5/25 - 4:30pm		1 Fremont 7	2 Bingham 2			7 Pleasant Grove 6	7 Pleasant Grove 1		G6-5/24 - 1:30pm					G9-5/25 - 11:00am		4 Lone Peak 6	3 Riverton 5			7 Pleasant Grove 3																								
5 American Fork 12	2 Bingham 2			3 Riverton 3	3 Riverton 3																																																																									
		G14-5/26 - 4:30pm (If Necessary)			3 Riverton 3																																																																									
5 American Fork 12	2 Bingham 2			3 Riverton 3	3 Riverton 3																																																																									
					G11-5/25 - 4:30pm																																																																									
1 Fremont 7	2 Bingham 2			7 Pleasant Grove 6	7 Pleasant Grove 1																																																																									
G6-5/24 - 1:30pm					G9-5/25 - 11:00am																																																																									
4 Lone Peak 6	3 Riverton 5			7 Pleasant Grove 3																																																																										



**Riverton**  
**6A State Champion**

Game 1 of Series  
American Fork 3  
Riverton 2  
Game 2 of Series  
Riverton 18  
American Fork 8  
(5)  
Game 3 of Series  
Riverton 8  
American Fork 3

unbottled.

**Wilson**




The Higher seed will be the Home Team


In best of three series, the "If Necessary" games, home team will be decided by a coin toss.

# Basketball - Boys 1A

## 2022 UHSAA/Mountain America Credit Union 1A Boys Basketball State Championship



Presented By:



**MOUNTAIN AMERICA**  
CREDIT UNION



**Piute**

1A State Champion




The higher seed is the HOME TEAM



# Basketball - Boys 1A

## 2022 UHSA Mountain American Credit Union 1A State Boys Basketball Consolation Bracket



**MOUNTAIN AMERICA**  
CREDIT UNION

The higher seed is the HOME TEAM

### Quarterfinals March 3 at Richfield HS

8:30pm	13 Rich	41	
	12 Tintic	38	
7:00pm	16 Wendover	42	
	9 Monticello	45	
2:30pm	15 Milford	50	
	10 Altamont	39	
1:00pm	14 Wayne	58	
	11 Monument Valley	34	

### Semifinals March 4 at Richfield HS

		1:00pm		
13	Rich	34		
9	Monticello	31		
		2:30pm		
15	Milford	26		
14	Wayne	34		

### Finals March 5 at Richfield HS

		6th & 8th Place Game	
		11:30am	
13	Rich	27	
14	Wayne	47	



**MOUNTAIN AMERICA**  
CREDIT UNION



**THE SHIRT STOP**  
screenprinting - embroidery - promo - awards




**SPORTS.COM**




# Basketball - Boys 2A

## 2022 UHSAA/Mountain America Credit Union 2A Boys Basketball State Championship




# Basketball - Boys 3A

## 2022 UHSAA/Mountain America Credit Union 3A Boys Basketball State Championship



Presented By:



**MOUNTAIN AMERICA**  
CREDIT UNION




**Layton Christian**  
3A State Champion



# Basketball - Boys 4A

## 2022 UHSAA/Mountain America Credit Union 4A Boys Basketball State Championship

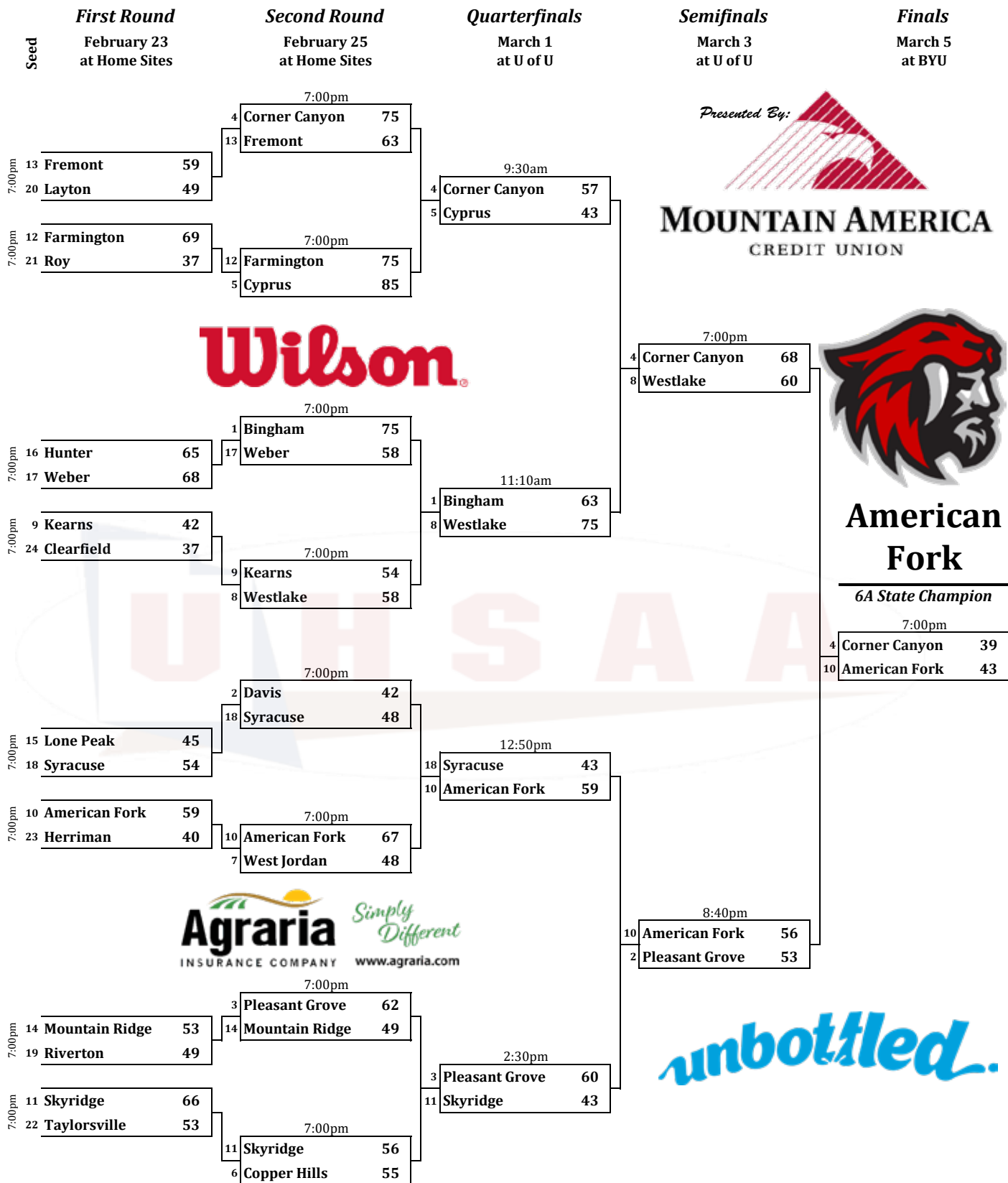


The higher seed is the HOME TEAM



# Basketball - Boys 6A


## 2022 UHSAA • Mountain American Credit Union 6A Boys Basketball State Championship



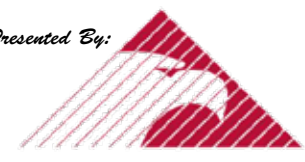
The higher seed is the HOME TEAM

# Basketball - Girls 1A

## 2022 UHSAA/Mountain America Credit Union 1A Girls Basketball State Championship



Presented By:



**MOUNTAIN AMERICA**  
CREDIT UNION



**Piute**

1A State Champion


unbottled.



The higher seed is the HOME TEAM

# Basketball - Girls 1A

## 2022 UHSA Mountain American Credit Union 1A State Girls Basketball Consolation Bracket



**MOUNTAIN AMERICA**  
CREDIT UNION

The higher seed is the HOME TEAM

### Quarterfinals March 3 at Richfield HS

5:30pm	13 Valley	52
	12 Altamont	34
4:00pm	16 Manila	24
	8 Whitehorse	52
10:00am	15 Bryce Valley	45
	7 Wendover	53
11:30am	3 Monument Valley	46
	11 Intermountain Christian	40

### Semifinals March 4 at Richfield HS

10:00am	
13 Valley	46
8 Whitehorse	34
11:30am	
7 Wendover	59
3 Monument Valley	57

### Finals March 5 at Richfield HS

6th & 8th Place Game  
10:00am

13 Valley	55
7 Wendover	39




**MOUNTAIN AMERICA**  
CREDIT UNION






# Basketball - Girls 2A

## 2022 UHSAA/Mountain America Credit Union 2A Girls Basketball State Championship



Presented By:



**Kanab**

2A State Champion


unbottled.



The higher seed is the HOME TEAM


# Basketball - Girls 3A

## 2022 UHSAA/Mountain America Credit Union 3A Girls Basketball State Championship



# Basketball - Girls 4A

## 2022 UHSAA/Mountain America Credit Union 4A Girls Basketball State Championship

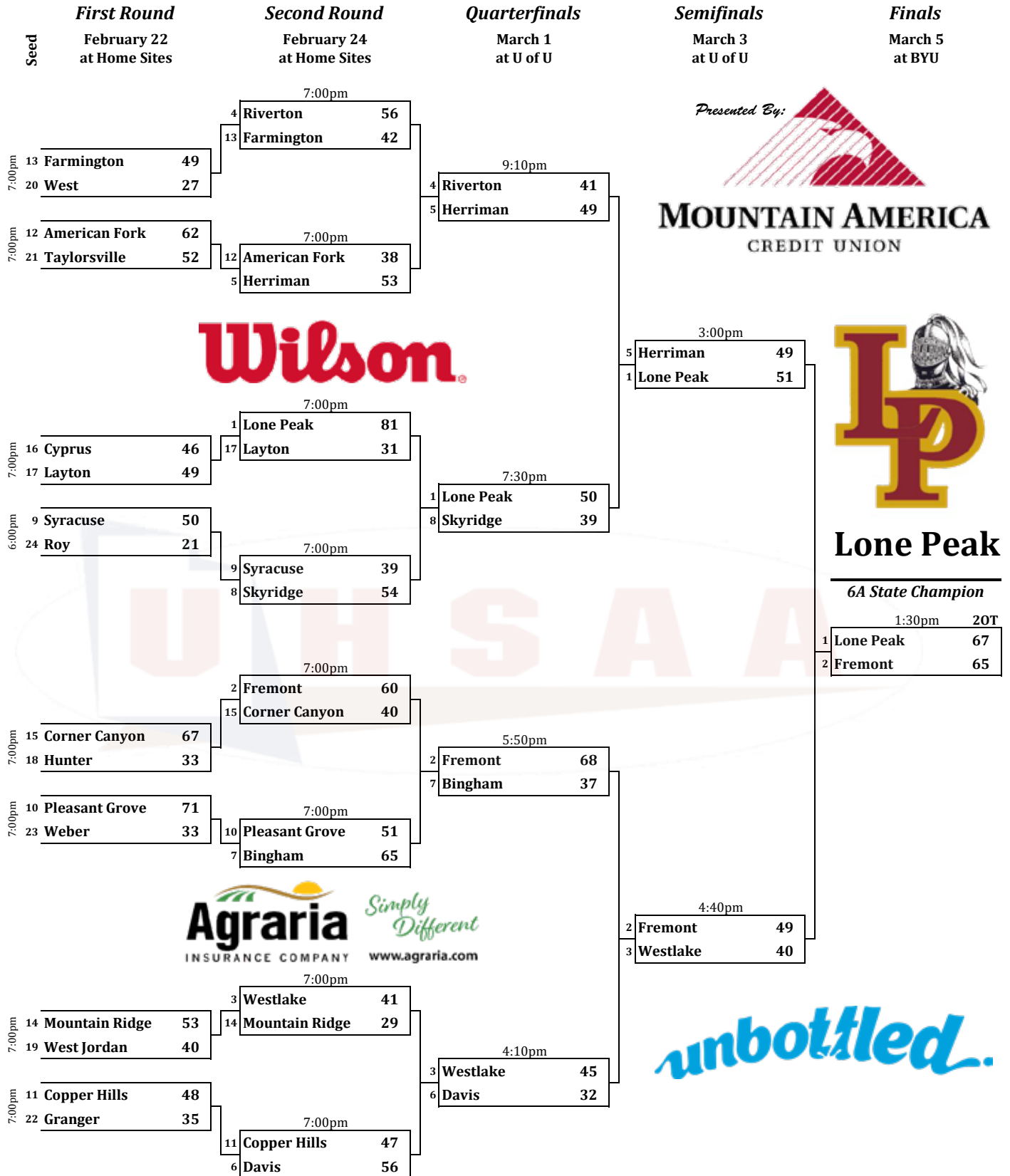


The higher seed is the HOME TEAM



# Basketball - Girls 6A

## 2022 UHSAA/Mountain America Credit Union 6A Girls Basketball State Championship



The higher seed is the HOME TEAM

# Cross Country - 1A

## 1A Girls

Place	Team	Places						Score
1.	Panguitch HS	1,	2,	7,	11,	(21), (28), (31)	21	
2.	Bryce Valley HS	4,	10,	12,	14,	(17), (22), (25)	40	
3.	Monticello HS	3,	5,	18,	19,	(38)	45	
4.	Intermountain Christian	8,	9,	16,	35,	(39)	68	
5.	Wayne HS	6,	26,	30,	45,	(46), (54)	107	
6.	Piute HS	24,	27,	34,	36,	(40)	121	
7.	Rich HS	20,	32,	44,	50,	(52), (62)	146	
8.	Valley HS	13,	37,	48,	53		151	
9.	Altamont HS	15,	43,	49,	51		158	
10.	Tintic HS	23,	42,	47,	57,	(58)	169	
11.	Pinnacle HS	33,	41,	55,	56		185	
12.	Manila HS	29,	59,	60,	61		209	

## 1A Boys

Place	Team	Places						Score
1.	Bryce Valley HS	1,	10,	14,	19,	(32), (40), (54)	44	
2.	Milford HS	7,	11,	13,	16,	(55), (66), (67)	47	
3.	Monticello HS	9,	15,	24,	25,	(29), (52), (59)	73	
4.	Water Canyon HS	5,	17,	23,	30,	(31), (36), (46)	75	
5.	Piute HS	18,	21,	22,	26,	(34), (35), (38)	87	
6.	Panguitch HS	20,	28,	33,	42,	(45), (47), (51)	123	
7.	Intermountain Christian	6,	27,	37,	56,	(76), (77)	126	
8.	Valley HS	8,	12,	65,	85,	(89), (91), (95)	170	
9.	Altamont HS	2,	48,	64,	69,	(72), (75), (87)	183	
10.	Whitehorse High	3,	41,	53,	88,	(96)	185	
11.	Escalante HS	44,	50,	60,	63,	(74), (78), (82)	217	
12.	Telos Academy	4,	39,	86,	98,	(100)	227	
13.	Wayne HS	49,	57,	62,	71,	(81)	239	
14.	Rich HS	58,	61,	68,	70,	(73), (79), (80)	257	
15.	Tintic HS	43,	90,	92,	93,	(94)	318	
16.	Monument Valley HS	83,	84,	97,	99		363	

For Complete Results Click [HERE](#)

# Cross Country - 2A

## 2A Girls

Place	Team	Places						Score
1.	North Summit HS	2,	3,	4,	10,	11,	(30), (43)	30
2.	Millard HS	1,	7,	9,	12,	14,	(25), (27)	43
3.	Parowan HS	5,	17,	20,	21,	28,	(47), (49)	91
4.	North Sevier HS	6,	13,	15,	22,	42,	(48), (51)	98
5.	Beaver HS	16,	26,	32,	33,	36,	(39), (40)	143
6.	Saint Joseph CHS	23,	29,	31,	38,	53		174
7.	San Juan HS	19,	35,	37,	41,	50,	(52), (56)	182
8.	Merit Preparatory Acad	18,	34,	44,	45,	54		195
9.	American Prep WV HS	8,	24,	46,	59,	62		199
10.	Freedom Prep Acad	55,	57,	58,	60,	61		291

## 2A Boys

Place	Team	Places						Score
1.	Millard HS	1,	3,	5,	7,	8,	(30), (31)	24
2.	Rowland Hall	2,	9,	17,	18,	19,	(53), (58)	65
3.	North Summit HS	6,	22,	26,	29,	34,	(37), (47)	117
4.	Kanab HS	11,	15,	21,	36,	41,	(45), (62)	124
5.	San Juan HS	10,	27,	28,	32,	35,	(39), (42)	132
6.	North Sevier HS	4,	14,	23,	43,	50,	(52), (57)	134
7.	Beaver HS	12,	16,	33,	44,	46,	(66), (75)	151
8.	Waterford School	25,	40,	49,	54,	55,	(63), (65)	223
9.	Maeser Prep Acad	13,	24,	59,	60,	69,	(73), (76)	225
10.	American Heritage	38,	48,	51,	61,	67,	(71), (72)	265
11.	Freedom Prep Acad	20,	56,	64,	68,	70,	(74), (77)	278

For Complete Results Click [HERE](#)

# Cross Country - 3A

## 3A Girls

Place	Team	Places							Score
1.	Ogden HS	9,	13,	14,	16,	20,	(39),	(47)	72
2.	Carbon HS	2,	10,	19,	23,	28,	(31),	(38)	82
3.	Morgan HS	7,	8,	11,	26,	33,	(37),	(43)	85
4.	Canyon View HS	4,	17,	27,	29,	32,	(44),	(48)	109
5.	Manti HS	3,	15,	21,	35,	45,	(50),	(51)	119
6.	Grand County HS	6,	24,	34,	54,	57,	(80),	(81)	175
7.	North Sanpete HS	22,	30,	41,	49,	53,	(61)		195
8.	Juan Diego CHS	1,	25,	58,	62,	63,	(69),	(72)	209
9.	Summit Academy	12,	18,	56,	73,	79,	(82),	(83)	238
10.	Union HS	5,	42,	59,	67,	74,	(77),	(78)	247
11.	Grantsville HS	40,	46,	52,	64,	65,	(70),	(75)	267
12.	Judge Memorial CHS	36,	55,	60,	66,	68,	(71),	(76)	285

## 3A Boys

Place	Team	Places							Score
1.	Ogden HS	1,	6,	11,	12,	14,	(16),	(22)	44
2.	Richfield HS	2,	8,	9,	21,	34,	(43),	(61)	74
3.	Union HS	4,	5,	10,	15,	42,	(57),	(58)	76
4.	Carbon HS	7,	17,	24,	27,	28,	(33),	(46)	103
5.	Emery HS	3,	13,	23,	44,	49,	(52),	(59)	132
6.	Manti HS	25,	29,	30,	39,	53,	(67),	(69)	176
7.	Morgan HS	20,	26,	41,	45,	54,	(60),	(66)	186
8.	Juan Diego CHS	19,	35.5,	38,	56,	64,	(68),	(71)	212.5
9.	Grantsville HS	35.5,	37,	47,	48,	51,	(73),	(81)	218.5
10.	Judge Memorial CHS	31,	32,	62,	65,	72,	(76),	(78)	262
11.	North Sanpete HS	18,	50,	63,	79,	82,	(83),	(84)	292
12.	Providence Hall	40,	55,	70,	74,	75,	(77),	(80)	314

For Complete Results Click [HERE](#)



# Cross Country - 4A

## 4A Girls

Place	Team	Places							Score
1.	Pine View HS	4,	6,	13,	17,	20,	(39),	(52)	60
2.	Desert Hills HS	7,	8,	16,	28,	30,	(31),	(34)	89
3.	Cedar HS	1,	2,	15,	35,	36,	(43),	(59)	89
4.	Ridgeline HS	11,	12,	24,	26,	37,	(58),	(68)	110
5.	Bear River HS	5,	18,	25,	40,	45,	(48),	(57)	133
6.	Snow Canyon HS	23,	27,	41,	46,	47,	(63)		184
7.	Green Canyon HS	14,	22,	49,	51,	53,	(81),	(82)	189
8.	Crimson Cliffs HS	3,	21,	38,	65,	70,	(75),	(79)	197
9.	Hurricane HS	10,	33,	50,	56,	61,	(76),	(77)	210
10.	Mountain Crest HS	9,	44,	62,	64,	67,	(72),	(88)	246
11.	Sky View HS	29,	42,	54,	69,	71,	(73),	(80)	265
12.	Logan HS	32,	55,	60,	84,	85,	(86),	(90)	316
13.	Dixie HS	19,	66,	74,	78,	83,	(87),	(89)	320

## 4A Boys

Place	Team	Places							Score
1.	Cedar HS	1,	5,	7,	9,	13,	(15),	(22)	35
2.	Desert Hills HS	3,	6,	11,	12,	21,	(31),	(38)	53
3.	Snow Canyon HS	2,	20,	23,	25,	26,	(30),	(47)	96
4.	Pine View HS	4,	29,	32,	50,	51,	(54),	(64)	166
5.	Crimson Cliffs HS	8,	27,	40,	42,	56,	(78),	(80)	173
6.	Green Canyon HS	18,	28,	33,	44,	53,	(75),	(86)	176
7.	Hurricane HS	16,	36,	43,	45,	58,	(63),	(77)	198
8.	Bear River HS	19,	35,	39,	52,	55,	(61),	(82)	200
9.	Sky View HS	10,	14,	60,	65,	73,	(74),	(84)	222
10.	Ridgeline HS	17,	46,	48,	62,	67,	(68),	(71)	240
11.	Logan HS	34,	41,	49,	72,	76,	(81),	(89)	272
12.	Mountain Crest HS	24,	57,	59,	66,	85,	(88),	(90)	291
13.	Dixie HS	37,	69,	70,	79,	83,	(87),	(91)	338

For Complete Results Click [HERE](#)

# Cross Country - 5A

## 5A Girls

Place	Team	Places	Score
1.	Springville HS	5, 7, 8, 9, 15, (28), (60)	44
2.	Orem HS	6, 10, 19, 22, 30, (58), (87)	87
3.	Timpanogos HS	1, 16, 20, 27, 29, (36), (74)	93
4.	Mountain View HS	3, 4, 24, 44, 76, (90), (110)	151
5.	Park City HS	18, 25, 32, 46, 61, (67), (71)	182
6.	Timpview HS	2, 23, 55, 64, 78, (118), (162)	222
7.	Lehi HS	12, 34, 50, 68, 101, (117), (157)	265
8.	Wasatch HS	17, 39, 57, 62, 98, (99), (120)	273
9.	Box Elder HS	14, 35, 53, 83, 91, (141), (158)	276
10.	Skyline HS	11, 40, 66, 75, 89, (105), (121)	281
11.	Brighton HS	13, 26, 49, 93, 138, (147), (151)	319
12.	Viewmont HS	21, 41, 81, 96, 100, (102), (152)	339
13.	Bountiful HS	31, 38, 47, 112, 115, (119), (146)	343
14.	Maple Mountain HS	42, 43, 80, 94, 111, (113), (153)	370
15.	Spanish Fork HS	45, 63, 73, 86, 122, (154), (155)	389
16.	Olympus HS	54, 65, 84, 88, 108, (109), (130)	399
17.	Stansbury HS	52, 72, 79, 97, 107, (116), (126)	407
18.	Northridge HS	56, 82, 92, 114, 131, (142), (144)	475
19.	Payson HS	51, 85, 106, 123, 127, (149), (160)	492
20.	Woods Cross HS	33, 37, 137, 139, 161, (165), (166)	507
21.	Salem Hills HS	70, 77, 128, 129, 132, (136), (145)	536
22.	Highland HS	69, 103, 104, 133, 135, (148), (156)	544
23.	Provo HS	48, 95, 125, 140, 150, (159), (167)	558
24.	Jordan HS	59, 124, 134, 143, 163, (164), (168)	623

## 5A Boys

Place	Team	Places	Score
1.	Mountain View HS	4, 11, 22, 24, 27, (35), (36)	88
2.	Timpanogos HS	6, 23, 40, 42, 45, (47), (58)	156
3.	Orem HS	2, 17, 21, 62, 65, (74), (100)	167
4.	Lehi HS	1, 14, 25, 67, 81, (90), (96)	188
5.	Park City HS	20, 34, 43, 68, 70, (76), (78)	235
6.	Springville HS	5, 37, 46, 53, 95, (115), (136)	236
7.	Timpview HS	7, 15, 49, 59, 118, (126), (157)	248
8.	Woods Cross HS	3, 28, 56, 60, 103, (119), (146)	250
9.	Bountiful HS	12, 29, 48, 73, 101, (111), (148)	263
10.	Olympus HS	10, 39, 55, 80, 91, (93), (125)	275
11.	Viewmont HS	19, 33, 61, 63, 102, (128), (137)	278
12.	Northridge HS	13, 26, 30, 110, 112, (132), (156)	291
13.	Wasatch HS	16, 57, 66, 77, 87, (92), (121)	303
14.	Maple Mountain HS	18, 64, 71, 86, 104, (106), (107)	343
15.	Skyline HS	8, 41, 51, 123, 139, (154), (161)	362
16.	Stansbury HS	32, 69, 82, 83, 97, (120), (135)	363
17.	Tooele HS	38, 52, 79, 88, 140, (144), (147)	397
18.	Brighton HS	50, 84, 94, 98, 99, (108), (131)	425
19.	Box Elder HS	44, 75, 85, 109, 114, (145), (162)	427
20.	Cedar Valley HS	9, 54, 124, 138, 160, (163), (167)	485
21.	Hillcrest HS	31, 113, 117, 142, 151, (152), (158)	554
22.	Highland HS	89, 105, 133, 134, 141, (143), (150)	602
23.	Cottonwood HS	72, 116, 127, 153, 164, (166), (168)	632
24.	Jordan HS	122, 129, 130, 149, 155, (159), (165)	685

For Complete Results Click [HERE](#)



# Cross Country - 6A

## 6A Girls

Place	Team	Places							Score
1.	American Fork HS	2,	5,	10,	26,	27,	(40), (46)	70	
2.	Lone Peak HS	4,	7,	14,	31,	33,	(38.5), (43)	89	
3.	Corner Canyon HS	20,	21,	24,	32,	35,	(41), (49)	132	
4.	Westlake HS	6,	13,	19,	25,	72,	(116), (118)	135	
5.	Mountain Ridge HS	9,	28,	29,	37,	45,	(67), (88)	148	
6.	Herriman HS	1,	22,	42,	50,	60,	(68), (74)	175	
7.	Farmington HS	16,	23,	47,	51,	65,	(66), (92)	202	
8.	Riverton HS	30,	34,	38.5,	48,	58,	(64), (75)	208.5	
9.	Layton HS	3,	53,	54,	56,	76,	(83), (97)	242	
10.	Davis HS	11,	12,	71,	78,	79,	(89), (120)	251	
11.	Weber HS	18,	36,	61,	69,	93,	(100), (113)	277	
12.	Skyridge HS	15,	55,	70,	80,	87,	(98), (103)	307	
13.	Bingham HS	8,	57,	84,	86,	94,	(106), (107)	329	
14.	Copper Hills HS	52,	63,	73,	81,	91,	(110), (115)	360	
15.	Fremont HS	17,	82,	85,	95,	108,	(114), (123)	387	
16.	West Jordan HS	62,	77,	99,	102,	104,	(109), (122)	444	
17.	Pleasant Grove HS	59,	90,	96,	101,	111,	(112), (121)	457	
18.	Syracuse HS	44,	105,	117,	119,	124,	(125), (126)	509	

## 6A Boys

Place	Team	Places							Score
1.	Farmington HS	6,	7,	9,	10,	17,	(26), (37)	49	
2.	American Fork HS	1,	3,	20,	21,	23,	(24), (49)	68	
3.	Riverton HS	8,	11,	22,	39,	47,	(54), (67)	127	
4.	Corner Canyon HS	12,	27,	31,	32,	35,	(55), (62)	137	
5.	Skyridge HS	4,	28,	30,	40,	65,	(68), (78)	167	
6.	Lone Peak HS	2,	19,	44,	51,	56,	(58), (69)	172	
7.	Weber HS	15,	25,	48,	61,	66,	(84), (86)	215	
8.	Davis HS	16,	18,	29,	76,	77,	(106), (113)	216	
9.	Herriman HS	5,	14,	59,	85,	91,	(108), (115)	254	
10.	Mountain Ridge HS	42,	43,	52,	64,	73,	(83), (94)	274	
11.	Pleasant Grove HS	34,	38,	60,	75,	95,	(99), (101)	302	
12.	Bingham HS	33,	41,	70,	79,	105,	(111), (112)	328	
13.	Fremont HS	36,	57,	71,	80,	92,	(93), (102)	336	
14.	Copper Hills HS	45,	46,	72,	87,	107,	(109), (116)	357	
15.	Westlake HS	50,	74,	81,	88,	89,	(90), (97)	382	
16.	West Jordan HS	13,	82,	114,	117,	123,	(125), (126)	449	
17.	Taylorville HS	53,	63,	98,	118,	120,	(122), (124)	452	
18.	Layton HS	96,	100,	103,	104,	110,	(119), (121)	513	

For Complete Results Click [HERE](#)



# Drill - 2A & 3A

## 2022 State Drill Cometicitions 2A, 3A DRILL TEAM CHAMPIONS

*Presented by:*



**MOUNTAIN AMERICA**  
CREDIT UNION

*February 3 & 4, 2022 - UCCU Center at Utah Valley University*

### Final Results

<b>2A OVERALL</b>	
1st	<b>Kanab</b>
2nd	<b>South Sevier</b>
3rd	<b>Gunnison Valley</b>
4th	<b>Enterprise</b>
5th	<b>Parowan</b>

<b>3A OVERALL</b>	
1st	<b>Canyon View</b>
2nd	<b>North Sanpete</b>
3rd	<b>Juan Diego</b>
4th	<b>Juab</b>
5th	<b>Union</b>

<b>2A MILITARY</b>	
1st	<b>South Sevier</b>
2nd	<b>Kanab</b>
3rd	<b>Gunnison Valley</b>
4th	<b>North Summit</b>
5th	<b>Parowan</b>

<b>3A MILITARY</b>	
1st	<b>Canyon View</b>
2nd	<b>Juan Diego</b>
3rd	<b>North Sanpete</b>
4th	<b>Juab</b>
5th	<b>Union</b>

<b>2A DANCE</b>	
1st	<b>Kanab</b>
2nd	<b>Enterprise</b>
3rd	<b>South Sevier</b>
4th	<b>Parowan</b>
5th	<b>Gunnison Valley</b>

<b>3A DANCE</b>	
1st	<b>Canyon View</b>
2nd	<b>North Sanpete</b>
3rd	<b>Juan Diego</b>
4th	<b>Union</b>
5th	<b>Juab</b>

<b>2A SHOW</b>	
1st	<b>South Sevier</b>
2nd	<b>Kanab</b>
3rd	<b>Enterprise</b>
4th	<b>San Juan</b>
5th	<b>Gunnison Valley</b>

<b>3A SHOW</b>	
1st	<b>North Sanpete</b>
2nd	<b>Canyon View</b>
3rd	<b>Juan Diego</b>
4th	<b>Juab</b>
5th	<b>South Summit</b>



# Drill - 2A

## 2022 UHSAA/Mountain America Credit Union 2A Drill State Championships UCCU Center - Utah Valley University

Thursday, February 3, 2022

Friday, February 4, 2022



Pod 1	South Sevier	1
	San Juan	8
	Monticello	11

Pod 1	South Sevier
San Juan	



Pod 2	Kanab	3
	North Summit	6
	Millard	9

Pod 2	Kanab
Millard	

**Kanab**

*2A Champion*

*Wild Card - North Summit*

Pod 3	Gunnison Valley	2
	Duchesne	5

Pod 3	Gunnison Valley
Duchesne	

South Sevier

2nd Place

Gunnison Valley

3rd Place

Enterprise

4th Place

Parowan

5th Place

Pod 4	Enterprise	4
	Parowan	7
	North Sevier	10

Pod 4	Enterprise
Parowan	

*Championships Presented by:*



**MOUNTAIN AMERICA**  
CREDIT UNION



# Drill - 3A

## 2022 UHSAA/Mountain America Credit Union 3A Drill State Championships UCCU Center - Utah Valley University

Thursday, February 3, 2022

Friday, February 4, 2022



Pod 1	Canyon View
	1
	Grand County
	8
	Carbon
11	
Emery	
14	

Pod 1
Canyon View
Carbon

Pod 2	South Summit
	3
	Manti
	6
	Ogden
9	
Ben Lomond	
16	

Pod 2
South Summit
Manti

Wild Card - Ogden

Canyon View

3A Champion

North Sanpete

2nd Place

Juan Diego

3rd Place

Juab

4th Place

Union

5th Place

Pod 3	Juan Diego
	2
	Juab
	5
	Richfield
12	
American Leadership	
15	

Pod 3
Juan Diego
Juab

Pod 4	North Sanpete
	4
	Union
	7
	Delta
10	
Grantsville	
13	

Pod 4
North Sanpete
Union



Championships Presented by:

**MOUNTAIN AMERICA**  
CREDIT UNION



# Drill - 4A, 5A & 6A

## 2022 UHSAA State Drill Competitions

### 4A, 5A, 6A DRILL TEAM CHAMPIONS

*Presented by:*



**MOUNTAIN AMERICA**  
CREDIT UNION

5A & 6A February 2 & 5, 2022 - UCCU Center, Utah Valley University

4A February 3 & 4, 2022 - UCCU Center, Utah Valley University

## Final Results

### 4A OVERALL

1st	Dixie
2nd	Ridgeline
3rd	Desert Hills
4th	Sky View
5th	Snow Canyon

### 5A OVERALL

1st	Viewmont
2nd	Spanish Fork
3rd	Bountiful
4th	Maple Mountain
5th	Brighton

### 6A OVERALL

1st	Bingham
2nd	Farmington
3rd	Davis
4th	Layton
5th	Copper Hills

### 4A MILITARY

1st	Ridgeline
2nd	Dixie
3rd	Desert Hills
4th	Sky View
5th	Mountain Crest

### 5A MILITARY

1st	Viewmont
2nd	Spanish Fork
3rd	Bountiful
4th	Maple Mountain
5th	Lehi

### 6A MILITARY

1st	Bingham
2nd	Farmington
3rd	Layton
4th	Davis
5th	Copper Hills

### 4A DANCE

1st	Dixie
2nd	Ridgeline
3rd	Desert Hills
4th	Sky View
5th	Snow Canyon

### 5A DANCE

1st	Viewmont
2nd	Spanish Fork
3rd	Bountiful
4th	Brighton
5th	Maple Mountain

### 6A DANCE

1st	Bingham
2nd	Farmington
3rd	Davis
4th	Layton
5th	Copper Hills

### 4A SHOW

1st	Dixie
2nd	Ridgeline
3rd	Desert Hills
4th	Snow Canyon
5th	Sky View

### 5A SHOW

1st	Viewmont
2nd	Spanish Fork
3rd	Bountiful
4th	Maple Mountain
5th	Hillcrest

### 6A SHOW

1st	Bingham
2nd	Farmington
3rd	Copper Hills
4th	Davis
5th	Layton



# Drill - 4A

## 2022 UHSAA/Mountain America Credit Union 4A Drill State Championships UCCU Center - Utah Valley University

Thursday, February 3, 2022

Friday, February 4, 2022

Pod 1	Dixie	1
	Snow Canyon	4
	Crimson Cliffs	9

Pod 1
Dixie
Snow Canyon

Wild Card - Crimson Cliffs



**Dixie**

4A Champion

Pod 2	Desert Hills	3
	Green Canyon	6
	Mountain Crest	8
	Logan	11

Pod 2
Desert Hills
Green Canyon

Wild Card - Mountain Crest

Ridgeline

2nd Place

Desert Hills

3rd Place

Sky View

4th Place

Pod 3	Ridgeline	2
	Sky View	5
	Bear River	7
	Cedar	10

Pod 3
Ridgeline
Sky View

Wild Card - Cedar

Snow Canyon

5th Place

Championships Presented by:



**MOUNTAIN AMERICA**  
CREDIT UNION





# Drill - 5A

## 2022 UHSAA/Mountain America Credit Union 5A Drill State Championships UCCU Center - Utah Valley University

Wednesday, February 2, 2022

Saturday, February 5, 2022



Pod 1	<b>Viewmont</b>
	1
	<b>Bonneville</b>
	8
	<b>Woods Cross</b>
11	
<b>Salem Hills</b>	
16	

Pod 1
<b>Viewmont</b>
<b>Bonneville</b>

Pod 2	<b>Hillcrest</b>
	3
	<b>Lehi</b>
	6
	<b>Uintah</b>
9	
<b>Wasatch</b>	
15	

Pod 2
<b>Hillcrest</b>
<b>Lehi</b>

**Wild Card - Uintah**



**Viewmont**  
*5A Champion*

Spanish Fork  
2nd Place

Bountiful  
3rd Place

Maple Mountain  
4th Place

Bright  
5th Place

Pod 3	<b>Spanish Fork</b>
	2
	<b>Bountiful</b>
	5
	<b>Jordan</b>
12	
<b>Box Elder</b>	
14	

Pod 3
<b>Spanish Fork</b>
<b>Bountiful</b>

Pod 4	<b>Maple Mountain</b>
	4
	<b>Brighton</b>
	7
	<b>Cedar Valley</b>
10	
<b>Murray</b>	
13	

Pod 4
<b>Maple Mountain</b>
<b>Brighton</b>

*Championships Presented by:*



**MOUNTAIN AMERICA**  
CREDIT UNION



# Drill - 6A

## 2022 UHSAA/Mountain America Credit Union 6A Drill State Championships UCCU Center - Utah Valley University

Wednesday, February 2, 2022

Saturday, February 5, 2022



Pod 1	Farmington
	1
	Corner Canyon
	8
	Syracuse
11	
Fremont	
13	

Pod 1
Farmington
Corner Canyon

Pod 2	Davis
	3
	Pleasant Grove
	6
	Westlake
9	
Weber	
16	

Pod 2
Davis
Pleasant Grove

Wild Card - Westlake

**Bingham**

6A Champion

Pod 3	Bingham
	2
	Copper Hills
	5
	Roy
12	
Mountain Ridge	
15	

Pod 3
Bingham
Copper Hills

Farmington

2nd Place

Davis

3rd Place

Layton

4th Place

Copper Hills

5th Place

Pod 4	Layton
	4
	Cyprus
	7
	Herriman
10	
American Fork	
14	

Pod 4
Layton
Herriman

Championships Presented by:



**MOUNTAIN AMERICA**  
CREDIT UNION



# Football - 1A

## 2021 UHSAA/Mountain America Credit Union 1A Football State Championship

Seed	First Round October 22 at Home Sites	Quarterfinals October 29 at Home Sites	Semifinals November 5 at SUU	Finals November 13 at Weber State
------	--	--	------------------------------------	---



The higher seed is the HOME TEAM


# Football - 2A

## 2021 UHSAA/Mountain America Credit Union 2A Football State Championship

Seed	First Round October 22 at Home Sites	Quarterfinals October 29 at Home Sites	Semifinals November 6 at SUU	Finals November 13 at Weber State
------	--	--	------------------------------------	---



Presented by:



**MOUNTAIN AMERICA**  
CREDIT UNION



**San  
Juan**

2A State Champion  
34-21



The higher seed is the HOME TEAM



# Football - 3A

## 2021 UHSAA/Mountain America Credit Union 3A Football State Championship




The higher seed is the HOME TEAM




# Football - 5A

## 2021 UHSAA/Mountain America Credit Union 5A Football State Championship



Presented by:



**MOUNTAIN AMERICA**  
CREDIT UNION



**Lehi**

**5A State Champion**  
35-6



11:00am

2:30pm



**MOUNTAIN AMERICA**  
CREDIT UNION


The higher seed is the HOME TEAM



RETURN TO MAIN MENU PAGE

# Football - 6A

## 2021 UHSAA/Mountain America Credit Union 6A Football State Championship



The higher seed is the HOME TEAM



# Golf - Boys 1A - Team Scores (Spring)



## 1A Boys High School State Championship Glendale Golf Course



May 17-18, 2022

FIRST NAME	LAST NAME	GRAD YEAR	SCHOOL	Rd 1	Rd 2	Total	DAY 1 Team	DAY 2 Team	Standing	
Hunter	Cox	2022	Valley	85	88	173	76	77		1ST PLACE
Cooper	Chamberlain	2023	Valley	76	77	153	85	82		
Zane	Monett	2023	Valley	95	102	197	85	88		
Ivan	Spencer	2024	Valley	85	82	167	90	94		
Waylon	Spencer	2025	Valley	105	101	206				
Boede	Cox	2025	Valley	90	94	184	336	341	677	
Dicen	Taylor	2023	Altamont	68	78	146	68	78		2ND PLACE
Bronco	Thacker	2023	Altamont	89	83	172	85	83		
Greysen	McKinnon	2023	Altamont	85	91	176	89	91		
Brayden	Webb	2024	Altamont	89	99	188	89	99		
Caden	Rasmussen	2022	Altamont	98	105	203				
Eiljah	Monney	2022	Altamont	108	106	214	331	351	682	
Rhyder	Ambrose	2022	Milford	86	81	167	84	81		3RD PLACE
Rudy	Campeau	2022	Milford	102	99	201	86	85		
Keith	Dotson	2022	Milford	86	100	186	86	96		
Cole	Finch	2022	Milford	84	85	169	97	99		
Sadler	Barnes	2025	Milford	101	109	210				
Judd	Netto	2025	Milford	97	96	193	353	361	714	
Boston	Freestone	2022	Monticello	89	82	171	83	82		4TH PLACE
Breckyn	Hoggard	2022	Monticello	83	85	168	89	85		
Darrin	Westcott	2024	Monticello	94	91	185	91	91		
Tyler	Thayne	2022	Monticello	91	102	193	93	102		
Donavan	Atwood	2023	Monticello	114	109	223				
River	Flynn	2022	Monticello	93	103	196	356	360	716	
Ryker	Peterson	2024	Wayne	78	90	168	78	87		5TH PLACE
Ammon	Peterson	2024	Wayne	99	92	191	92	90		
Josh	Wray	2022	Wayne	95	92	187	93	92		
Riley	Edwards	2022	Wayne	92	87	179	95	92		
Ryland	Rees	2022	Wayne	93	95	188				
Rykkker	Ellett	2022	Wayne	111	107	218	358	361	719	
Noah	Parry	2024	Rich	78	78	156	78	78		6TH PLACE
Nathan	Woods	2022	Rich	96	86	182	94	86		
Tyler	Steven	2022	Rich	97	98	195	96	94		
Justin	Adams	2022	Rich	100	107	207	97	98		
Max	Parry	2023	Rich	105	107	212				
Trey	Walker	2023	Rich	94	94	188	365	356	721	
Hunter	Leggett	2022	Piute	89	90	179	87	82		7TH PLACE
Preston	Olsen	2023	Piute	108	98	206	89	87		
Brooks	Dalton	2023	Piute	92	87	179	92	90		
Swade	Olsen	2024	Piute	87	82	169	101	94		
Kel	Blood	2024	Piute	101	94	195				
Kade	Severe	2024	Piute	WD		0	369	353	722	

# Golf - Boys 1A - Team Scores (Spring)



## 1A Boys High School State Championship Glendale Golf Course



Matt	Crawmer	2022	Telos	79	78	157	79	78	8TH PLACE
Henry	Paik	2022	Telos	101	103	204	91	96	
Matt	Clifton	2022	Telos	91	96	187	101	103	
Matt	McGuire	2025	Telos	114	104	218	114	104	
Owen	Keker	2023	Telos	WD		0			
						0	385	381	766

### CUT LINE

Kyler	Bennett	2022	Panguitch	110		110	88	88	
Konner	Henrie	2023	Panguitch	108		108	99	94	
Klyn	Fullmer	2023	Panguitch	113		113	104		
Justise	Savage	2023	Panguitch	104		104	108		
Shae	Miller	2023	Panguitch	88	88	176			
Houstin	Hatch	2025	Panguitch	99	94	193	399	182	581

Woodrow	Bair	2023	Manila	95	94	189	95	88	
Zane	Thomas	2023	Manila	120		120	95	94	
Riley	Browning	2024	Manila	95	88	183	107		
Simeon	Brady	2024	Manila	107		107	120		
Wyatt	Muir	2025	Manila	121		121			
						0	417	182	599

Jarrett	Guererra	2025	Green River	106		106	105	
Ryker	Meadows	2024	Green River	105		105	106	
Joe	Vollmer	2024	Green River	114		114	106	
Travis	Hales	2023	Green River	118		118	114	
Camden	Anderson	2023	Green River	106		106		
Garrett	Keener	2025	Green River	123		123	431	431

Salomon	Lopez	2025	Intermountain Chr	93	98	191	93	96	
Noah	Hillaker	2025	Intermountain Chr	102	96	198	102	98	
Keaton	Okino	2024	Intermountain Chr	108		108	108		
Graham	Wilson	2025	Intermountain Chr	139		139	139		
Henry	Larson	2025	Intermountain Chr	156		156			
						0	442	194	636

Jaden	Kriegh	2022	Tintic	100	84	184	100	84	
Hunter	Garbett	2022	Tintic	112		112	112		
Aidan	Young	2022	Tintic	140		140	121		
Deegan	Hansen	2022	Tintic	129		129	121		
Eddie	Chambers	2023	Tintic	121		121			
Keegan	Collier	2023	Tintic	121		121	454	84	538

### INDIVIDUALS

				Rd 1	Rd 2	Total
Avre	Gomez	2023	Wendover	78	75	153
Trejin	Tangaro	2024	Wendover	84	83	167
Parks	Crayk	2024	Mount Vernon	115		

# Golf - Boys 1A - Individual Scores (Spring)



## 1A Boys High School State Championship



Glendale Golf Course

<b>1</b>	Dicen Taylor	2023 Altamont	68	78	146
<b>T2</b>	Cooper Chamberlain	2023 Valley	76	77	153
<b>T2</b>	Avre Gomez	2023 Wendover	78	75	153
<b>4</b>	Noah Parry	2024 Rich	78	78	156
<b>5</b>	Matt Crawmer	2022 Telos	79	78	157
<b>T6</b>	Ivan Spencer	2024 Valley	85	82	167
<b>T6</b>	Rhyder Ambrose	2022 Milford	86	81	167
<b>T6</b>	Trejin Tangaro	2024 Wendover	84	83	167
<b>T9</b>	Breckyn Hoggard	2022 Monticello	83	85	168
<b>T9</b>	Ryker Peterson	2024 Wayne	78	90	168
<b>T11</b>	Cole Finch	2022 Milford	84	85	169
<b>T11</b>	Swade Olsen	2024 Piute	87	82	169
<b>13</b>	Boston Freestone	2022 Monticello	89	82	171
<b>14</b>	Bronco Thacker	2023 Altamont	89	83	172
<b>15</b>	Hunter Cox	2022 Valley	85	88	173
<b>T16</b>	Greysen McKinnon	2023 Altamont	85	91	176
<b>T16</b>	Shae Miller	2023 Panguitch	88	88	176
<b>T18</b>	Riley Edwards	2022 Wayne	92	87	179
<b>T18</b>	Hunter Leggett	2022 Piute	89	90	179
<b>T18</b>	Brooks Dalton	2023 Piute	92	87	179
<b>21</b>	Nathan Woods	2022 Rich	96	86	182
<b>22</b>	Riley Browning	2024 Manila	95	88	183
<b>T23</b>	Boede Cox	2025 Valley	90	94	184
<b>T23</b>	Jaden Kriegh	2022 Tintic	100	84	184
<b>25</b>	Darrin Westcott	2024 Monticello	94	91	185
<b>26</b>	Keith Dotson	2022 Milford	86	100	186
<b>T27</b>	Josh Wray	2022 Wayne	95	92	187
<b>T27</b>	Matt Clifton	2022 Telos	91	96	187
<b>T29</b>	Brayden Webb	2024 Altamont	89	99	188
<b>T29</b>	Ryland Rees	2022 Wayne	93	95	188
<b>T29</b>	Trey Walker	2023 Rich	94	94	188
<b>32</b>	Woodrow Bair	2023 Manila	95	94	189
<b>T33</b>	Ammon Peterson	2024 Wayne	99	92	191
<b>T33</b>	Salomon Lopez	2025 Intermountain Christian	93	98	191
<b>T35</b>	Judd Netto	2025 Milford	97	96	193
<b>T35</b>	Tyler Thayne	2022 Monticello	91	102	193
<b>T35</b>	Houstin Hatch	2025 Panguitch	99	94	193
<b>T38</b>	Tyler Steven	2022 Rich	97	98	195
<b>T38</b>	Kel Blood	2024 Piute	101	94	195

# Golf - Boys 1A - Individual Scores (Spring)



## 1A Boys High School State Championship Glendale Golf Course



40	River	Flynn	2022 Monticello	93	103	196
41	Zane	Monett	2023 Valley	95	102	197
42	Noah	Hillaker	2025 Intermountain Christian	102	96	198
43	Rudy	Campeau	2022 Milford	102	99	201
44	Caden	Rasmussen	2022 Altamont	98	105	203
45	Henry	Paik	2022 Telos	101	103	204
T46	Waylon	Spencer	2025 Valley	105	101	206
T46	Preston	Olsen	2023 Piute	108	98	206
48	Justin	Adams	2022 Rich	100	107	207
49	Sadler	Barnes	2025 Milford	101	109	210
50	Max	Parry	2023 Rich	105	107	212
51	Eiljah	Monney	2022 Altamont	108	106	214
T52	Rykker	Ellett	2022 Wayne	111	107	218
T52	Matt	McGuire	2025 Telos	114	104	218
54	Donavan	Atwood	2023 Monticello	114	109	223

# Golf - Boys 2A - Team Scores

## 2A BOYS HIGH SCHOOL STATE CHAMPIONSHIP

September 29 & 30, 2021 • Roosevelt Golf Course - Roosevelt, Utah

Pos	Team	Total	Day 2	R1	R2	Strokes
1	Sky Moon 2024, Beaver Hoyt Blomquist 2023, Beaver Dallas Yardley 2023, Beaver Tegan Hannig 2022, Beaver Jace Richter 2023, Beaver Mace Robinson 2023, Beaver	+56	+22	322	310	632
2	Matt Siegal 2024, Rowland Hall Mercer Paradise 2022, Rowland Hall Danny Damiko 2022, Rowland Hall Carson Kawabata 2023, Rowland Hall Zach Schwab 2022, Rowland Hall Kelton Ferriter 2024, Rowland Hall	+113	+52	349	340	689
3	Tyson Memmott 2022, South Sevier Konner Hunt 2023, South Sevier Mason Eyre 2023, South Sevier Braxton Stubbs 2023, South Sevier Cannon Thornock 2023, South Sevier Brogan Barney 2022, South Sevier	+123	+62	349	350	699
4	Nate Stewart 2023, Gunnison Valley Myles Bartholomew 2022, Gunnison Valley Zachary Brackett 2023, Gunnison Valley Parker Sanders 2023, Gunnison Valley Hayden Davis 2024, Gunnison Valley Peyton Sanders 2025, Gunnison Valley	+146	+62	372	350	722
5	Maddux Baird 2024, Kanab Ashton Grymes 2022, Kanab Kale Glover 2025, Kanab Ryan East 2024, Kanab Shayden Troy 2022, Kanab Trent Orton 2023, Kanab	+156	+83	361	371	732
6	Carson Reynolds 2023, Waterford Cole Donnelly 2024, Waterford Daniel Jacoby 2022, Waterford Kaden Jorgenson 2023, Waterford Dawson Jenkins 2022, Waterford Josh Lam 2023, Waterford	+159	+81	366	369	735
7	Chris Neil 2023, Saint Joseph Cannon Randall 2022, Saint Joseph Fernando Ruiz 2023, Saint Joseph Ian Dirks 2022, Saint Joseph Gavin Wolff 2023, Saint Joseph Tyler Booth 2022, Saint Joseph	+169	+88	369	376	745
8	Hunter Rhodes 2023, Millard Drake Memmott 2024, Millard Treyden Terry 2024, Millard Peyton Rasmussen 2022, Millard Colton Hatch 2023, Millard Kyle Cummings 2025, Millard	+181	+94	375	382	757
9	Easton Toone 2025, Draper APA Jonah Rechtenbach 2025, Draper APA Judah Stocki 2025, Draper APA Oliver Slauch 2025, Draper APA Josh Harman 2025, Draper APA	+193	+96	385	384	769

# Golf - Boys 2A - Individual Scores

## 2A BOYS HIGH SCHOOL STATE CHAMPIONSHIP

September 29 & 30, 2021 • Roosevelt Golf Course - Roosevelt, Utah

Pos.	Player	Total	Day 2	R1	R2	Strokes
1	Sky Moon 2024, Beaver	+8	E	80	72	152
T2	Carson Reynolds 2023, Waterford	+10	+3	79	75	154
T2	Easton Toone 2025, Draper APA	+10	+3	79	75	154
4	Hoyt Blomquist 2023, Beaver	+12	+8	76	80	156
5	Matt Siegal 2024, Rowland Hall	+14	+6	80	78	158
6	Dallas Yardley 2023, Beaver	+16	+2	86	74	160
7	Jex Jones 2024, Enterprise	+17	+6	83	78	161
8	Braxton Stubbs 2023, South Sevier	+19	+7	84	79	163
9	Jace Richter 2023, Beaver	+20	+12	80	84	164
10	Cannon Randall 2022, Saint Joseph	+23	+11	84	83	167
11	Mercer Paradise 2022, Rowland Hall	+25	+10	87	82	169
12	Rhett Woolstenhulme 2023, North Summit	+26	+14	84	86	170
13	Cannon Thornock 2023, South Sevier	+29	+16	85	88	173
T14	Rexton Hollingshead 2024, Beaver	+30	+16	86	88	174
T14	Steele Vernon 2024, North Summit	+30	+19	83	91	174
16	Mace Robinson 2023, Beaver	+33	+15	90	87	177
T17	Kale Glover 2025, Kanab	+34	+17	89	89	178
T17	Tegan Hannig 2022, Beaver	+34	+18	88	90	178
T19	Myles Bartholomew 2022, Gunnison Valley	+35	+11	96	83	179
T19	Carson Kawabata 2023, Rowland Hall	+35	+19	88	91	179
21	Nate Stewart 2023, Gunnison Valley	+36	+19	89	91	180
22	Parker Sanders 2023, Gunnison Valley	+37	+20	89	92	181
23	Tyson Memmott 2022, South Sevier	+38	+18	92	90	182
T24	Ashton Grymes 2022, Kanab	+39	+19	92	91	183
T24	Maddux Baird 2024, Kanab	+39	+25	86	97	183
T24	Kelton Ferriter 2024, Rowland Hall	+39	+17	94	89	183
T27	Hayden Davis 2024, Gunnison Valley	+41	+15	98	87	185
T27	Peyton Rasmussen 2022, Millard	+41	+21	92	93	185
T27	Danny Damiko 2022, Rowland Hall	+41	+19	94	91	185
30	Chris Neil 2023, Saint Joseph	+42	+24	90	96	186
T31	Zachary Brackett 2023, Gunnison Valley	+43	+17	98	89	187
T31	Drake Memmott 2024, Millard	+43	+25	90	97	187
T31	Mason Eyre 2023, South Sevier	+43	+21	94	93	187
T31	Keaton Hallows 2023, North Sevier	+43	+20	95	92	187
T31	Brogan Barney 2022, South Sevier	+43	+27	88	99	187
36	Hunter Rhodes 2023, Millard	+44	+21	95	93	188
37	Ryan East 2024, Kanab	+46	+22	96	94	190
38	Jonah Rechtenbach 2025, Draper APA	+47	+24	95	96	191
39	Cole Donnelly 2024, Waterford	+48	+23	97	95	192



# Golf - Boys 2A - Individual Scores


Pos.	Player	Total	Day 2	R1	R2	Strokes
T40	Judah Stocki 2025, Draper APA	+49	+31	90	103	193
T40	Zach Schwab 2022, Rowland Hall	+49	+21	100	93	193
T42	Kyson Giles 2025, Duchesne	+50	+23	99	95	194
T42	Josh Lam 2023, Waterford	+50	+27	95	99	194
T44	Gavin Wolff 2023, Saint Joseph	+51	+22	101	94	195
T44	Dawson Jenkins 2022, Waterford	+51	+28	95	100	195
T46	Peyton Sanders 2025, Gunnison Valley	+53	+21	104	93	197
T46	Fernando Ruiz 2023, Saint Joseph	+53	+31	94	103	197
T46	Marty Clinger 2023, San Juan	+53	+26	99	98	197
49	Konner Hunt 2023, South Sevier	+54	+26	100	98	198
50	Shayden Troy 2022, Kanab	+56	+34	94	106	200
51	Greyson Bennett 2024, North Sevier	+57	+30	99	102	201
T52	Trent Orton 2023, Kanab	+58	+28	102	100	202
T52	Treyden Terry 2024, Millard	+58	+32	98	104	202
T52	Nolan Johnson 2025, Enterprise	+58	+32	98	104	202
55	Kaden Jorgenson 2023, Waterford	+62	+34	100	106	206
56	Trevin Palmer 2023, San Juan	+67	+41	98	113	211
57	Daniel Jacoby 2022, Waterford	+68	+32	108	104	212
58	Colton Hatch 2023, Millard	+70	+29	113	101	214
59	Kyle Cummings 2025, Millard	+73	+27	118	99	217
60	Oliver Slauch 2025, Draper APA	+93	+38	127	110	237
61	Josh Harman 2025, Draper APA	+109	+60	121	132	253
62	Tyler Booth 2022, Saint Joseph	+145	+70	147	142	289

# Golf - Boys 3A - Team Scores

## 3A BOYS HIGH SCHOOL STATE CHAMPIONSHIP

October 6 & 7, 2021 • Oquirrh Hills Golf Course - Tooele, Utah

Pos	Team	Total	Day 2	R1	R2	Strokes
1	Tanner Telford 2022, Morgan Lance Loughton 2025, Morgan Caige Toone 2022, Morgan Jonathan Compton 2023, Morgan Zaylin McCleary 2024, Morgan Jackson Palmer 2024, Morgan	+26	+21	293	309	602
2	Ben Daybell 2023, Grantsville Jordan Hunt 2023, Grantsville Jace Sandberg 2023, Grantsville Chris Hansen 2022, Grantsville Decker Dzierzon 2024, Grantsville Brigham Staley 2023, Grantsville	+35	+20	303	308	611
3	Keaton Anderson 2023, Richfield Jaygen Mullen 2023, Richfield Gage Brower 2023, Richfield Dylan Stubbs 2024, Richfield Kaden Gubler 2025, Richfield Pace Mullen 2025, Richfield	+48	+16	320	304	624
4	Jalal Khan 2022, Juab Kauner Kay 2024, Juab Weston Bosh 2024, Juab Houston Lunt 2024, Juab McKane Tolley 2022, Juab Conner Hooper 2022, Juab	+56	+32	312	320	632
5	Tytan Birchell 2023, Union Brady Mecham 2023, Union Brooks Burgess 2024, Union Seely Chapoose 2022, Union Cam Frandsen 2024, Union Tai Zobell 2022, Union	+58	+29	317	317	634
6	Coltin Powell 2023, Ogden Corbin Hall 2024, Ogden John Winn 2024, Ogden Ashton Hartigan 2022, Ogden Boston Rodriguez 2023, Ogden Jaxon Meyers 2022, Ogden	+71	+35	324	323	647
7	Bode Salas 2023, Carbon Daron Garner 2023, Carbon Kyler Clark 2024, Carbon Brandon Scovill 2022, Carbon Rydge Butler 2025, Carbon Cole Yoklavich 2023, Carbon	+78	+49	317	337	654
8	Trevin Wakefield 2022, Emery Kavery Killpack 2022, Emery Joey Leonard 2024, Emery Kade Larsen 2025, Emery Carter Huntington 2023, Emery Dempsey Toomer 2025, Emery	+113	+56	345	344	689
9	Wyatt Toney 2024, Grand County Sage Stroder 2022, Grand County Aiden Henderson 2024, Grand County Brendan Moore 2022, Grand County Kalan Bowden 2025, Grand County Jaden Nelson 2022, Grand County	+115	+60	343	348	691
10	Jack Vickers 2023, Canyon View Dell Carter 2022, Canyon View Rylan Jacobs 2023, Canyon View CJ McClellan 2025, Canyon View Jaxon Adams 2022, Canyon View Brady Anderson 2025, Canyon View	+129	+74	343	362	705





# Golf - Boys 3A - Individual Scores

## 3A BOYS HIGH SCHOOL STATE CHAMPIONSHIP

October 6 & 7, 2021 • Oquirrh Hills Golf Course - Tooele, Utah

Pos.	Player	Total	Day 2	R1	R2	Strokes
1	Tanner Telford 2022, Morgan	-8	E	64	72	136
2	Bode Salas 2023, Carbon	E	+1	71	73	144
T3	Tytan Birchell 2023, Union	+2	+2	72	74	146
T3	Coltin Powell 2023, Ogden	+2	E	74	72	146
5	Hugo Padilla 2023, Layton Christian Acade	+3	+1	74	73	147
T6	Keaton Anderson 2023, Richfield	+5	+1	76	73	149
T6	Kauner Kay 2024, Juab	+5	+5	72	77	149
T8	Caige Toone 2022, Morgan	+8	+6	74	78	152
T8	Chris Hansen 2022, Grantsville	+8	+6	74	78	152
10	Ben Daybell 2023, Grantsville	+9	+10	71	82	153
T11	Jalal Khan 2022, Juab	+10	+6	76	78	154
T11	Lance Loughton 2025, Morgan	+10	+8	74	80	154
13	Decker Dzierzon 2024, Grantsville	+11	+6	77	78	155
T14	Gage Brower 2023, Richfield	+13	+6	79	78	157
T14	Jace Sandberg 2023, Grantsville	+13	+1	84	73	157
T14	Wyatt Toney 2024, Grand County	+13	+7	78	79	157
T17	Jaygen Mullen 2023, Richfield	+14	+3	83	75	158
T17	Riggin Boger 2023, South Summit	+14	+12	74	84	158
T17	Weston Bosh 2024, Juab	+14	+9	77	81	158
T20	Brady Mecham 2023, Union	+15	+8	79	80	159
T20	Jack Vickers 2023, Canyon View	+15	+7	80	79	159
T22	Jonathan Compton 2023, Morgan	+16	+7	81	79	160
T22	Jordan Hunt 2023, Grantsville	+16	+7	81	79	160
24	Trenton Harris 2022, Ben Lomond	+17	+7	82	79	161
25	Brooks Burgess 2024, Union	+18	+4	86	76	162
26	Pace Mullen 2025, Richfield	+19	+6	85	78	163
T27	Cody Larsen 2022, Delta	+21	+9	84	81	165
T27	Trevin Wakefield 2022, Emery	+21	+11	82	83	165
T29	Dylan Stubbs 2024, Richfield	+22	+9	85	81	166
T29	John Winn 2024, Ogden	+22	+10	84	82	166
T31	Ryan Hardy 2022, Manti	+23	+11	84	83	167
T31	Kyler Clark 2024, Carbon	+23	+14	81	86	167
T33	Kaden Gubler 2025, Richfield	+24	+14	82	86	168
T33	Brigham Staley 2023, Grantsville	+24	+15	81	87	168
T33	Sage Stroder 2022, Grand County	+24	+11	85	83	168
T36	Zaylin McCleary 2024, Morgan	+25	+14	83	86	169
T36	Boston Rodriguez 2023, Ogden	+25	+16	81	88	169
T36	Dell Carter 2022, Canyon View	+25	+15	82	87	169
39	Brandon Scovill 2022, Carbon	+26	+16	82	88	170



# Golf - Boys 3A - Individual Scores

Pos.	Player	Total	Day 2	R1	R2	Strokes
T40	Luke Wallace 2024, Manti	+27	+17	82	89	171
T40	Conner Hooper 2022, Juab	+27	+12	87	84	171
T42	Jaxon Meyers 2022, Ogden	+28	+15	85	87	172
T42	Joey Leonard 2024, Emery	+28	+16	84	88	172
T44	Quintin Evans 2023, Manti	+29	+14	87	86	173
T44	Seely Chapoose 2022, Union	+29	+19	82	91	173
T46	Daron Garner 2023, Carbon	+30	+19	83	91	174
T46	Brixton Wright 2023, Delta	+30	+15	87	87	174
T48	Cam Frandsen 2024, Union	+31	+15	88	87	175
T48	Tai Zobell 2022, Union	+31	+19	84	91	175
T48	Rhys Runnels 2024, Judge Memorial	+31	+21	82	93	175
T48	Houston Lunt 2024, Juab	+31	+15	88	87	175
52	Cooper Christensen 2023, North Sanpete	+32	+17	87	89	176
T53	Corbin Hall 2024, Ogden	+33	+10	95	82	177
T53	Kavery Killpack 2022, Emery	+33	+20	85	92	177
55	Cash Mattingly 2024, Juan Diego	+34	+20	86	92	178
56	McKane Tolley 2022, Juab	+35	+16	91	88	179
57	Jackson Palmer 2024, Morgan	+36	+13	95	85	180
T58	Rydge Butler 2025, Carbon	+38	+18	92	90	182
T58	Brendan Moore 2022, Grand County	+38	+21	89	93	182
60	Carter Huntington 2023, Emery	+39	+9	102	81	183
61	Aiden Henderson 2024, Grand County	+40	+21	91	93	184
62	Cole Yoklavich 2023, Carbon	+41	+22	91	94	185
63	Kade Larsen 2025, Emery	+42	+20	94	92	186
64	Ashton Hartigan 2022, Ogden	+44	+20	96	92	188
65	CJ McClellan 2025, Canyon View	+49	+29	92	101	193
T66	Kalan Bowden 2025, Grand County	+50	+26	96	98	194
T66	Dempsey Toomer 2025, Emery	+50	+26	96	98	194
68	Rylan Jacobs 2023, Canyon View	+52	+35	89	107	196
69	Jaden Nelson 2022, Grand County	+55	+26	101	98	199
70	Brady Anderson 2025, Canyon View	+56	+27	101	99	200
71	Jaxon Adams 2022, Canyon View	+57	+25	104	97	201

# Golf - Boys 4A - Team Scores

## 4A BOYS HIGH SCHOOL STATE CHAMPIONSHIP

October 6 & 7, 2021 • Birch Creek Golf Course - Smithfield, Utah

PLAYOFF		
Playoff Hole		1
Course Hole		18
Par		5
Ridgeline	WINNER	17
Crimson Cliffs	ELIMINATED	22

Pos	Team	Total	Day 2	R1	R2	Strokes
1	Zach Skinner 2023, Ridgeline Beckham Johansen 2023, Ridgeline Isaac Petersen 2022, Ridgeline Kadeyn Miller 2023, Ridgeline Miles Stokes 2024, Ridgeline Fletcher Hamblin 2024, Ridgeline	+21	+9	300	297	597
2	Boston Bracken 2024, Crimson Cliffs Zach Felts 2022, Crimson Cliffs Cruz Kirchhausen 2022, Crimson Cliffs Lincoln Markham 2024, Crimson Cliffs Preston Heward 2023, Crimson Cliffs Sean Felts 2024, Crimson Cliffs	+21	+13	296	301	597
T3	Hayden Howell 2023, Sky View Braden Alder 2022, Sky View Dillan Karren 2024, Sky View Peyton McKay 2023, Sky View Ethan McKay 2022, Sky View Carter Davis 2023, Sky View	+44	+19	313	307	620
T3	Abe Olson 2022, Green Canyon Sam Ballingham 2023, Green Canyon Oliver Adams 2023, Green Canyon Justice Ballingham 2024, Green Canyon JD McKenna 2023, Green Canyon Carson Shakespear 2023, Green Canyon	+44	+23	309	311	620
5	Kaden Koch 2022, Pine View Cooper Milne 2022, Pine View Brandon Roundy 2022, Pine View Brock Roundy 2022, Pine View Ayden Taylor 2023, Pine View Brooks Ficklin 2023, Pine View	+48	+21	315	309	624
6	Boston Dixon 2023, Desert Hills Brock Porter 2025, Desert Hills Metz Leavitt 2024, Desert Hills Jace Fillmore 2025, Desert Hills Noah Christensen 2024, Desert Hills Crew Christensen 2025, Desert Hills	+57	+28	317	316	633
7	Braylon Bingham 2023, Cedar Luke Barnes 2023, Cedar Matthew Robb 2025, Cedar Paycen Briggs 2023, Cedar Dylan Orton 2023, Cedar Jacob Boyer 2025, Cedar	+77	+32	333	320	653
8	Porter Seamons 2022, Logan Ty Anderson 2022, Logan Gabe Taylor 2024, Logan Kobe Larsen 2023, Logan Josh Jensen 2024, Logan Matthew Anderson 2024, Logan	+95	+50	333	338	671
9	Michael Stirland 2023, Hurricane Preston Monson 2022, Hurricane Cole Landis 2024, Hurricane Dawson Daylay 2023, Hurricane Lance Matthews 2024, Hurricane Weston Larsen 2022, Hurricane	+96	+55	329	343	672



# Golf - Boys 4A - Individual Scores

## 4A BOYS HIGH SCHOOL STATE CHAMPIONSHIP

October 6 & 7, 2021 • Birch Creek Golf Course - Smithfield, Utah

Pos.	Player	Total	Day 2	R1	R2	Strokes
1	Zach Skinner 2023, Ridgeline	-5	+2	65	74	139
2	Boston Bracken 2024, Crimson Cliffs	-3	-2	71	70	141
3	Jax McMurdie 2022, Dixie	+5	+3	74	75	149
T4	Hayden Howell 2023, Sky View	+6	+3	75	75	150
T4	Michael Stirland 2023, Hurricane	+6	+5	73	77	150
T4	Zach Felts 2022, Crimson Cliffs	+6	+4	74	76	150
T4	Beckham Johansen 2023, Ridgeline	+6	+1	77	73	150
T4	Sam Ballingham 2023, Green Canyon	+6	+3	75	75	150
T9	Cruz Kirchhausen 2022, Crimson Cliffs	+7	+5	74	77	151
T9	Fletcher Hamblin 2024, Ridgeline	+7	+2	77	74	151
11	Abe Olson 2022, Green Canyon	+9	+7	74	79	153
12	Boston Dixon 2023, Desert Hills	+10	+4	78	76	154
T13	Braylon Bingham 2023, Cedar	+11	+2	81	74	155
T13	Brandon Roundy 2022, Pine View	+11	+6	77	78	155
T13	Lincoln Markham 2024, Crimson Cliffs	+11	+6	77	78	155
T13	Carson Shakespear 2023, Green Canyon	+11	+4	79	76	155
T17	Ethan McKay 2022, Sky View	+12	+5	79	77	156
T17	Brock Roundy 2022, Pine View	+12	+5	79	77	156
T17	Braden Alder 2022, Sky View	+12	+5	79	77	156
T17	Kaden Koch 2022, Pine View	+12	+5	79	77	156
T17	Noah Christensen 2024, Desert Hills	+12	+7	77	79	156
22	Cooper Milne 2022, Pine View	+13	+5	80	77	157
T23	Dillan Karren 2024, Sky View	+14	+6	80	78	158
T23	Ryker Bennett 2022, Bear River	+14	+5	81	77	158
T25	Jace Fillmore 2025, Desert Hills	+16	+8	80	80	160
T25	Luke Barnes 2023, Cedar	+16	+9	79	81	160
T25	Preston Heward 2023, Crimson Cliffs	+16	+7	81	79	160
T25	Isaac Petersen 2022, Ridgeline	+16	+4	84	76	160
T29	JD McKenna 2023, Green Canyon	+18	+9	81	81	162
T29	Statten McMurdie 2025, Dixie	+18	+6	84	78	162
T31	Matthew Robb 2025, Cedar	+19	+9	82	81	163
T31	Ty Anderson 2022, Logan	+19	+13	78	85	163
T33	Brock Porter 2025, Desert Hills	+20	+9	83	81	164
T33	Sean Felts 2024, Crimson Cliffs	+20	+12	80	84	164
35	Metz Leavitt 2024, Desert Hills	+22	+12	82	84	166
T36	Kadeyn Miller 2023, Ridgeline	+23	+7	88	79	167
T36	Oliver Adams 2023, Green Canyon	+23	+10	85	82	167
38	Gabe Taylor 2024, Logan	+24	+13	83	85	168
T39	Ayden Taylor 2023, Pine View	+26	+13	85	85	170



# Golf - Boys 4A - Individual Scores


Pos.	Player	Total	Day 2	R1	R2	Strokes
T39	Preston Monson 2022, Hurricane	+26	+17	81	89	170
T39	Justice Ballingham 2024, Green Canyon	+26	+13	85	85	170
T39	Padin Hartfiel 2022, Bear River	+26	+12	86	84	170
T43	Cole Landis 2024, Hurricane	+27	+15	84	87	171
T43	Kobe Larsen 2023, Logan	+27	+16	83	88	171
T45	Crew Christensen 2025, Desert Hills	+28	+13	87	85	172
T45	Mason Shaffer 2025, Dixie	+28	+11	89	83	172
T45	Miles Stokes 2024, Ridgeline	+28	+19	81	91	172
T45	Dylan Vaughn 2022, Snow Canyon	+28	+15	85	87	172
T49	Peyton McKay 2023, Sky View	+29	+15	86	87	173
T49	Porter Seamons 2022, Logan	+29	+11	90	83	173
T51	Matthew Anderson 2024, Logan	+30	+13	89	85	174
T51	Jake Johnson 2022, Snow Canyon	+30	+17	85	89	174
53	Paycen Briggs 2023, Cedar	+31	+12	91	84	175
54	Luke Labrum 2024, Snow Canyon	+32	+19	85	91	176
T55	Carter Davis 2023, Sky View	+34	+22	84	94	178
T55	Maverick Sorenson 2024, Bear River	+34	+17	89	89	178
57	Dylan Orton 2023, Cedar	+36	+17	91	89	180
58	Logan Taylor 2025, Dixie	+37	+21	88	93	181
59	Brooks Ficklin 2023, Pine View	+40	+18	94	90	184
60	Ben Krieger 2024, Snow Canyon	+41	+24	89	96	185
61	Lance Matthews 2024, Hurricane	+43	+18	97	90	187
62	Weston Larsen 2022, Hurricane	+44	+23	93	95	188
63	Dawson Daylay 2023, Hurricane	+46	+27	91	99	190
64	Josh Jensen 2024, Logan	+48	+27	93	99	192
65	Jacob Boyer 2025, Cedar	+58	+30	100	102	202
T58	Jackson Holmon 2024, Desert Hills	+34	+19	87	91	178
60	Cole Landis 2024, Hurricane	+36	+20	88	92	180
61	Preston Monson 2022, Hurricane	+38	+19	91	91	182
62	Fischer Davis 2022, Cedar Valley	+45	+24	93	96	189
63	Jack Leishman 2023, Logan	+49	+32	89	104	193
64	Conner Mugleston 2024, Cedar Valley	+51	+31	92	103	195
65	Mathew Anderson 2022, Logan	+54	+31	95	103	198

# Golf - Boys 5A - Team Scores

## 5A BOYS HIGH SCHOOL STATE CHAMPIONSHIP

October 4 & 5, 2020 • The Oaks at Spanish Fork Golf Course - Spanish Fork, Utah

Pos	Team	Total	Day 2	R1	R2	Strokes
1	Peter Kim 2023, Skyline Sean Lam 2022, Skyline Charlie Thomas 2022, Skyline Jackson Shelley 2025, Skyline Spencer Clayton 2022, Skyline Jackson Rooker 2024, Skyline	-1	-5	292	283	575
2	Jackson Rhees 2023, Spanish Fork Noah Taylor 2022, Spanish Fork Kade Christensen 2022, Spanish Fork Max Murray 2022, Spanish Fork Payton Whitehead 2022, Spanish Fork Ben Clayson 2024, Spanish Fork	+3	-6	297	282	579
3	Tyler Barlow 2022, Woods Cross Dax Weierman 2022, Woods Cross Rex Poulsen 2023, Woods Cross Jon Howe 2023, Woods Cross Jaxon Smith 2023, Woods Cross Jack Wilson 2023, Woods Cross	+23	+9	302	297	599
4	KJ Ofahengaue 2023, Lehi Toa Ofahengaue 2025, Lehi Helaman Ofahengaue 2022, Lehi Sean Ackley 2022, Lehi Hunter Day 2022, Lehi Jax Oviatt 2022, Lehi	+28	+9	307	297	604
5	Lance Smith 2023, Olympus Emmitt Harris 2023, Olympus Aiden Allen 2022, Olympus Will Olsen 2024, Olympus Hank Holt 2024, Olympus James Connolly 2023, Olympus	+34	+14	308	302	610
6	Edyn Tueller 2023, Box Elder Dyson Lish 2023, Box Elder Nathan Taylor 2024, Box Elder Tyler Ewell 2023, Box Elder Caden Rose 2023, Box Elder Brevin Blacker 2025, Box Elder	+45	+22	311	310	621
7	Anthony May 2022, Brighton Kieran Dunn 2023, Brighton Jacob Lish 2022, Brighton Giano Roumpos 2023, Brighton Tino Roumpos 2023, Brighton Davis Cook 2025, Brighton	+55	+25	318	313	631
T8	Nason Jones 2023, Highland William Gardner 2022, Highland Tate Brusa 2022, Highland Bauer Kuemmel 2022, Highland Andrew Gardner 2024, Highland Charlie Koelliker 2022, Highland	+59	+30	317	318	635
T8	Ty Johnson 2023, Salem Hills Cooper Nelson 2024, Salem Hills Tryce Gordon 2023, Salem Hills Jarret Parkinson 2022, Salem Hills Cameron Peterson 2024, Salem Hills Lukas Trevenen 2024, Salem Hills	+59	+30	317	318	635
10	Maddox Nielsen 2025, Orem Austin Westfall 2024, Orem Stone Ruiz 2022, Orem Sam Hunter 2022, Orem Clate Bergeson 2023, Orem Trevor Fish 2023, Orem	+66	+38	316	326	642



# Golf - Boys 5A - Individual Scores

## 5A BOYS HIGH SCHOOL STATE CHAMPIONSHIP

October 4 & 5, 2020 • The Oaks at Spanish Fork Golf Course - Spanish Fork, Utah

Pos.	Player	Total	Day 2	R1	R2	Strokes
1	Jackson Rhees 2023, Spanish Fork	-11	-7	68	65	133
T2	KJ Ofahengaue 2023, Lehi	-3	-1	70	71	141
T2	Noah Taylor 2022, Spanish Fork	-3	-1	70	71	141
T2	Peter Kim 2023, Skyline	-3	-3	72	69	141
5	Charlie Thomas 2022, Skyline	-2	-2	72	70	142
6	Rex Poulsen 2023, Woods Cross	E	-1	73	71	144
7	Kieran Dunn 2023, Brighton	+1	+3	70	75	145
T8	Emmitt Harris 2023, Olympus	+2	+2	72	74	146
T8	Jackson Shelley 2025, Skyline	+2	E	74	72	146
T8	Sean Lam 2022, Skyline	+2	E	74	72	146
T8	Tyler Barlow 2022, Woods Cross	+2	E	74	72	146
12	Preston Cheney 2024, Jordan	+5	+4	73	76	149
13	Bauer Kuemmel 2022, Highland	+6	+2	76	74	150
14	Braydon Griffith 2022, Stansbury	+7	+6	73	78	151
15	Lance Smith 2023, Olympus	+8	+7	73	79	152
T16	Parker Bunn 2024, Bonneville	+9	+7	74	79	153
T16	Dyson Lish 2023, Box Elder	+9	+10	71	82	153
T16	Max Murray 2022, Spanish Fork	+9	+1	80	73	153
T16	Jon Howe 2023, Woods Cross	+9	+4	77	76	153
T20	Helaman Ofahengaue 2022, Lehi	+10	E	82	72	154
T20	Austin Westfall 2024, Orem	+10	+4	78	76	154
T22	Jacob Gold 2022, Viewmont	+11	+4	79	76	155
T22	Luke Gardner 2024, Viewmont	+11	+7	76	79	155
T22	Aiden Allen 2022, Olympus	+11	+2	81	74	155
T22	Ben Clayson 2024, Spanish Fork	+11	+1	82	73	155
T26	Adrian Quinones 2024, Wasatch	+12	+5	79	77	156
T26	Sean Ackley 2022, Lehi	+12	+1	83	73	156
T26	Toa Ofahengaue 2025, Lehi	+12	+12	72	84	156
T26	Edyn Tueller 2023, Box Elder	+12	+6	78	78	156
T26	Dax Weierman 2022, Woods Cross	+12	+6	78	78	156
T26	Tryce Gordon 2023, Salem Hills	+12	+5	79	77	156
T26	Payton Whitehead 2022, Spanish Fork	+12	+5	79	77	156
T26	Ty Johnson 2023, Salem Hills	+12	+6	78	78	156
T26	Anthony May 2022, Brighton	+12	+5	79	77	156
T26	Cooper Nelson 2024, Salem Hills	+12	+7	77	79	156
T36	Max Togisala 2022, Bonneville	+13	+8	77	80	157
T36	Will Olsen 2024, Olympus	+13	+3	82	75	157
T36	Tyler Fraser 2022, Alta	+13	+10	75	82	157
T36	Carter Papke 2024, Timpanogos	+13	+9	76	81	157



# Golf - Boys 5A - Individual Scores

Pos.	Player	Total	Day 2	R1	R2	Strokes
T36	Tyler Ewell 2023, Box Elder	+13	+5	80	77	157
T36	Kade Christensen 2022, Spanish Fork	+13	+4	81	76	157
T42	Caden Rose 2023, Box Elder	+16	+6	82	78	160
T42	Andrew Gardner 2024, Highland	+16	+7	81	79	160
T42	Maddox Nielsen 2025, Orem	+16	+11	77	83	160
45	Sean Lampropoulos 2025, East	+18	+14	76	86	162
T46	Henry Falck 2025, Cottonwood	+19	+12	79	84	163
T46	Spencer Clayton 2022, Skyline	+19	+8	83	80	163
T46	Jackson Rooker 2024, Skyline	+19	+9	82	81	163
T46	Nason Jones 2023, Highland	+19	+9	82	81	163
T46	Jacob Lish 2022, Brighton	+19	+9	82	81	163
T51	Jack Wilson 2023, Woods Cross	+20	+6	86	78	164
T51	Trevor Fish 2023, Orem	+20	+11	81	83	164
T53	Nathan Taylor 2024, Box Elder	+21	+5	88	77	165
T53	Sam Hunter 2022, Orem	+21	+13	80	85	165
T53	William Gardner 2022, Highland	+21	+15	78	87	165
56	Tate Brusa 2022, Highland	+22	+12	82	84	166
57	Davis Cook 2025, Brighton	+23	+8	87	80	167
T58	Stone Ruiz 2022, Orem	+24	+12	84	84	168
T58	Jaxon Smith 2023, Woods Cross	+24	+13	83	85	168
T58	Lukas Trevenen 2024, Salem Hills	+24	+13	83	85	168
61	Jarret Parkinson 2022, Salem Hills	+25	+12	85	84	169
T62	Hunter Day 2022, Lehi	+26	+15	83	87	170
T62	Hank Holt 2024, Olympus	+26	+15	83	87	170
64	James Connolly 2023, Olympus	+30	+13	89	85	174
65	Jax Oviatt 2022, Lehi	+32	+9	95	81	176
66	Clate Bergeson 2023, Orem	+33	+13	92	85	177
67	Cameron Peterson 2024, Salem Hills	+37	+16	93	88	181
68	Giano Roumpos 2023, Brighton	+39	+21	90	93	183
69	Tino Roumpos 2023, Brighton	+40	+24	88	96	184
70	Brevin Blacker 2025, Box Elder	+44	+15	101	87	188
71	Charlie Koelliker 2022, Highland	+47	+20	99	92	191




# Golf - Boys 6A - Team Scores

## 6A BOYS HIGH SCHOOL STATE CHAMPIONSHIP

October 4 & 5, 2021 • Davis Park Golf Course - Fruit Heights, Utah

Pos	Team	Total	Day 2	R1	R2	Strokes
1	Cooper Jones 2023, Lone Peak Kihei Akina 2025, Lone Peak Preston Smithson 2022, Lone Peak Quin Abbott 2023, Lone Peak Cole Loveland 2022, Lone Peak Urban Satiu 2025, Lone Peak	-8	+1	275	285	560
2	Jackson Mauss 2022, Corner Canyon Bowen Mauss 2025, Corner Canyon Zach Labrum 2023, Corner Canyon Maddox Vincent 2022, Corner Canyon Alex Edwards 2023, Corner Canyon Jantzen Anderson 2022, Corner Canyon	E	-3	287	281	568
3	Jett Iverson 2022, Fremont Jack Wadsworth 2023, Fremont Luke Dalebout 2023, Fremont Chase Burton 2024, Fremont Karson Tesch 2023, Fremont Kyson Christensen 2024, Fremont	+14	+11	287	295	582
4	Cooper Cannon 2022, Layton David Liechty 2023, Layton Spencer Poll 2023, Layton Zak Richins 2023, Layton Karson Cox 2022, Layton Braxton Christensen 2022, Layton	+20	+14	290	298	588
5	Elliot Bond 2025, Herriman JJ Tomsick 2025, Herriman Ryker Lind 2025, Herriman Taeson Holt 2022, Herriman Clayden Brandon 2022, Herriman McKay Linford 2025, Herriman	+22	+14	292	298	590
6	Ben Ackley 2023, Farmington Luke Kelley 2023, Farmington Cole Taylor 2024, Farmington Emerson Cahoon 2023, Farmington Dax Anderson 2024, Farmington Brigham Goldsberry 2024, Farmington	+26	+16	294	300	594
7	Cayson VanBeekum 2025, Weber Russel Messerly 2022, Weber Cohen Stanger 2022, Weber Cole VanBeekum 2023, Weber Cole Summerhays 2023, Weber Tyler Chambers 2022, Weber	+40	+19	305	303	608
8	Josh Savage 2022, Pleasant Grove Tate Wilde 2022, Pleasant Grove Hudson Stewart 2022, Pleasant Grove Conner Hyde 2022, Pleasant Grove Baden Allen 2024, Pleasant Grove Taylor Tomlinson 2022, Pleasant Grove	+44	+30	298	314	612
T9	Jalen Martinez 2022, Syracuse Shawn Glover 2023, Syracuse Camden Chase 2022, Syracuse Ryker Smith 2023, Syracuse JT Affleck 2023, Syracuse Jack Harrison 2022, Syracuse	+48	+26	306	310	616
T9	Ryker Dunkley 2022, American Fork Cole Woodward 2022, American Fork Derek Conway 2023, American Fork Trevor Plewe 2023, American Fork Ryder Speirs 2023, American Fork Nate Cloward 2022, American Fork	+48	+26	306	310	616



# Golf - Boys 6A - Individual Scores

## 6A BOYS HIGH SCHOOL STATE CHAMPIONSHIP

October 4 & 5, 2021 • Davis Park Golf Course - Fruit Heights, Utah

Pos.	Player	Total	Day 2	R1	R2	Strokes
1	Kihei Akina 2025, Lone Peak	-6	-3	68	68	136
2	Cooper Jones 2023, Lone Peak	-4	-2	69	69	138
3	Jack Wadsworth 2023, Fremont	-3	-4	72	67	139
T4	Ryker Lind 2025, Herriman	-2	+3	66	74	140
T4	Preston Smithson 2022, Lone Peak	-2	+3	66	74	140
6	Zach Labrum 2023, Corner Canyon	-1	+1	69	72	141
7	Josh Savage 2022, Pleasant Grove	E	+2	69	73	142
T8	Zak Richins 2023, Layton	+1	+2	70	73	143
T8	Maddox Vincent 2022, Corner Canyon	+1	+3	69	74	143
T10	Luke Kelley 2023, Farmington	+2	E	73	71	144
T10	Max Landon 2025, Davis	+2	+1	72	72	144
T10	Bowen Mauss 2025, Corner Canyon	+2	-3	76	68	144
T10	Jackson Mauss 2022, Corner Canyon	+2	-3	76	68	144
T14	Cooper Cannon 2022, Layton	+3	+4	70	75	145
T14	Jalen Martinez 2022, Syracuse	+3	+4	70	75	145
T16	Jack Tobler 2023, Bingham	+4	+3	72	74	146
T16	Urben Satiu 2025, Lone Peak	+4	+3	72	74	146
T16	Jett Iverson 2022, Fremont	+4	+5	70	76	146
19	Quin Abbott 2023, Lone Peak	+5	+3	73	74	147
T20	Jantzen Anderson 2022, Corner Canyon	+6	+2	75	73	148
T20	Chase Burton 2024, Fremont	+6	+5	72	76	148
T22	David Liechty 2023, Layton	+7	+5	73	76	149
T22	Emerson Cahoon 2023, Farmington	+7	+7	71	78	149
T22	Kyson Crowther 2023, Riverton	+7	-1	79	70	149
T22	Luke Dalebout 2023, Fremont	+7	+5	73	76	149
T26	Taeson Holt 2022, Herriman	+8	+2	77	73	150
T26	Elliot Bond 2025, Herriman	+8	+4	75	75	150
T26	Kyson Christensen 2024, Fremont	+8	+5	74	76	150
T26	Ryder Speirs 2023, American Fork	+8	+6	73	77	150
T26	Jack Ware 2024, Copper Hills	+8	+4	75	75	150
T31	Spencer Poll 2023, Layton	+9	+3	77	74	151
T31	JJ Tomsick 2025, Herriman	+9	+6	74	77	151
T31	Alex Edwards 2023, Corner Canyon	+9	+6	74	77	151
T31	Trayce Young 2023, Riverton	+9	+6	74	77	151
T35	Tate Wilde 2022, Pleasant Grove	+10	+4	77	75	152
T35	Cole VanBeekum 2023, Weber	+10	+3	78	74	152
T35	Shawn Glover 2023, Syracuse	+10	+7	74	78	152
T35	Russel Messerly 2022, Weber	+10	+8	73	79	152

# Golf - Boys 6A - Individual Scores

Pos.	Player	Total	Day 2	R1	R2	Strokes
T39	Cohen Stanger 2022, Weber	+11	+4	78	75	153
T39	Cayson VanBeekum 2025, Weber	+11	+6	76	77	153
T39	Cole Taylor 2024, Farmington	+11	+11	71	82	153
T39	Harrison Dana 2022, Corner Canyon	+11	+10	72	81	153
T39	Cole Loveland 2022, Lone Peak	+11	+9	73	80	153
T39	Preston Branham 2022, Skyridge	+11	+4	78	75	153
T45	Brigham Goldsberry 2024, Farmington	+12	+4	79	75	154
T45	Tate Snow 2023, Riverton	+12	+9	74	80	154
T47	Nick Alvarez 2022, Clearfield	+13	+5	79	76	155
T47	Simon Quigley 2022, Bingham	+13	+5	79	76	155
T47	Derek Conway 2023, American Fork	+13	+5	79	76	155
T47	Ryker Dunkley 2022, American Fork	+13	+5	79	76	155
T51	Dax Anderson 2024, Farmington	+14	+5	80	76	156
T51	Tyler Chambers 2022, Weber	+14	+6	79	77	156
T51	Easton Clawson 2022, Bingham	+14	+8	77	79	156
T51	Brendon Bailey 2024, Roy	+14	+9	76	80	156
T55	Cole Summerhays 2023, Weber	+15	+6	80	77	157
T55	Karson Cox 2022, Layton	+15	+8	78	79	157
T57	Camden Chase 2022, Syracuse	+16	+5	82	76	158
T57	Lars Beck 2022, Skyridge	+16	+9	78	80	158
T57	Trevor Plewe 2023, American Fork	+16	+12	75	83	158
T60	Ben Ackley 2023, Farmington	+17	+7	81	78	159
T60	Taylor Tomlinson 2022, Pleasant Grove	+17	+12	76	83	159
T60	Baden Allen 2024, Pleasant Grove	+17	+12	76	83	159
T60	Erik Davis 2023, Bingham	+17	+9	79	80	159
T64	Luke Gibson 2022, Skyridge	+18	+11	78	82	160
T64	Karson Tesch 2023, Fremont	+18	+15	74	86	160
T66	Clayden Brandon 2022, Herriman	+19	+5	85	76	161
T66	JT Affleck 2023, Syracuse	+19	+10	80	81	161
T66	Brooks Poll 2022, Clearfield	+19	+17	73	88	161
69	Braden Lemke 2024, Clearfield	+20	+15	76	86	162
70	Cole Woodward 2022, American Fork	+21	+10	82	81	163
T71	Nate Cloward 2022, American Fork	+22	+13	80	84	164
T71	Aaron Jensen 2024, Skyridge	+22	+17	76	88	164
T73	Hudson Stewart 2022, Pleasant Grove	+23	+15	79	86	165
T73	Ryker Smith 2023, Syracuse	+23	+11	83	82	165
75	Conner Hyde 2022, Pleasant Grove	+25	+14	82	85	167
76	Braxton Christensen 2022, Layton	+27	+12	86	83	169
77	Jack Harrison 2022, Syracuse	+31	+18	84	89	173
78	McKay Linford 2025, Herriman	+33	+15	89	86	175

# Golf - Girls 1A - Team Scores



## 1A Girls High School State Championship Glendale Golf Course



Wednesday, May 18, 2022

FIRST NAME	LAST NAME	GRAD YEAR	SCHOOL	Rd 1	Total	DAY 1 Team	Team Total	
Natalee	Parry	2022	Rich	94	94	94		1ST PLACE
Ambria	Lutz	2022	Rich	97	97	97		
Hanna	Rex	2022	Rich	119	119	102		
Saige	Lundgren	2024	Rich	119	119	107		
Hilary	Rex	2025	Rich	102	102			
Brittney	Lamborn	2022	Rich	107	107	400	400	
Amy	Lewis	2023	Monticello	103	103	101		2ND PLACE
Gabi	Dowell	2024	Monticello	105	105	102		
Jade	Nielson	2023	Monticello	102	102	103		
Alise	Lewis	2025	Monticello	101	101	104		
Alli	Yound	2025	Monticello	105	105			
Cambree	Chamberlain	2025	Monticello	104	104	410	410	
Abby	Schofield	2024	Manila	83	83	83		3RD PLACE
Kate	Bambrough	2024	Manila	124	124	102		
Reagan	Browning	2025	Manila	102	102	110		
Kamryn	Slaugh	2025	Manila	118	118	116		
Kallie	Bair	2025	Manila	110	110			
Sadie	Davis	2025	Manila	116	116	411	411	
Sierra	Harbison	2022	Altamont	95	95	95		4TH PLACE
Kayleigh	Abbott	2023	Altamont	110	110	107		
Lauren	McGee	2022	Altamont	107	107	110		
Manuela	Archambaud	2022	Altamont	120	120	120		
Bailey	Phillips	2025	Altamont	121	121			
					0	432	432	
Avree	Atwood	2023	Pinnacle	91	91	91		Tie 5th PLACE
Ashlyn	Behunin	2022	Pinnacle	115	115	115		
Ryver	Cammans	2023	Pinnacle	127	127	122		
Darolani	Motte	2023	Pinnacle	123	123	123		
Persephone	Jones	2024	Pinnacle	122	122			
					0	451	451	
Alyssa	Sherwood	2023	Milford	125	125	104		Tie 5TH PLACE
Whitney	Stoddard	2023	Milford	104	104	106		
Jacky	Vargas	2023	Milford	121	121	120		
Tailyn	Ambrose	2025	Milford	106	106	121		
Emmie	Cluff	2025	Milford	120	120			
Mckinlee	Curtis	2025	Milford	123	123	451	451	



# Golf - Girls 1A - Team Scores



## 1A Girls High School State Championship Glendale Golf Course



Charlee	Spencer	2022	Valley	102	102	102	7TH PLACE
Brittyn	Heaton	2022	Valley	128	128	118	
Ruth	Cox	2023	Valley	118	118	122	
Julia	Hoyt	2024	Valley	127	127	122	
Rachel	Cox	2025	Valley	122	122		
Kaylee	Brinkerhoff	2025	Valley	122	122	464	
							464
Adelaide	Engalsted	2023	Panguitch	93	93	93	8TH PLACE
Kyan	Orton	2022	Panguitch	132	132	125	
Rylee	Veater	2023	Panguitch	130	130	130	
Byntlee	Owens	2025	Panguitch	125	125	132	
					0		
					0	480	
							480
Trinity	Whitfield	2022	Bryce Valley	109	109	109	9TH PLACE
Grace	Leech	2025	Bryce Valley	130	130	119	
Kinlee	Brinkerhoff	2025	Bryce Valley	129	129	129	
Kyra	Brinkerhoff	2025	Bryce Valley	131	131	130	
Cashae	Tebbs	2025	Bryce Valley	119	119		
					0	487	
							487

INDIVIDUALS						Individual TOTAL
Kahryme	Alvarado	2024	Monticello	102	102	
Savannah	Ferkin	2022	Intermountain Christian Sc	100	100	
Savannah	Williams	2024	Wayne	111	111	
Madyson	Curry	2024	Tabiona	113	113	
Kamilah	Webb	2024	Tabiona	115	115	
Abby	Erwin	2023	Green River	124	124	
Hadlee	Taylor	2023	Wayne	114	114	
Kassidy	Lehnhoff	2023	Green River	130	130	
Alle	Young	2025	Tintic	148	148	

# Golf - Girls 1A - Individual Scores



1A Girls High School State Championship  
Glendale Golf Course



Wednesday, May 18, 2022

## Individual Results

PLACE					FINAL
1	Abby	Schofield	2024	Manila	83
2	Avree	Atwood	2023	Pinnacle	91
3	Adelaide	Engalsted	2023	Panguitch	93
4	Natalee	Parry	2022	Rich	94
5	Sierra	Harbison	2022	Altamont	95
6	Ambria	Lutz	2022	Rich	97
7	Savannah	Ferkin	2022	Intermountain Christian	100
8	Alise	Lewis	2025	Monticello	101
T9	Hilary	Rex	2025	Rich	102
T9	Jade	Nielson	2023	Monticello	102
T9	Reagan	Browning	2025	Manila	102
T9	Charlee	Spencer	2022	Valley	102
T9	Kahryme	Alvarado	2024	Monticello	102
14	Amy	Lewis	2023	Monticello	103
T15	Cambree	Chamberlain	2025	Monticello	104
T15	Whitney	Stoddard	2023	Milford	104
T17	Gabi	Dowell	2024	Monticello	105
T17	Alli	Yound	2025	Monticello	105
19	Tailyn	Ambrose	2025	Milford	106
T20	Brittney	Lamborn	2022	Rich	107
T20	Lauren	McGee	2022	Altamont	107
22	Trinity	Whitfield	2022	Bryce Valley	109
T23	Kallie	Bair	2025	Manila	110
T23	Kayleigh	Abbott	2023	Altamont	110
25	Savannah	Williams	2024	Wayne	111
26	Madysen	Curry	2024	Tabiona	113
27	Hadlee	Taylor	2023	Wayne	114
T28	Ashlyn	Behunin	2022	Pinnacle	115
T28	Kamilah	Webb	2024	Tabiona	115
30	Sadie	Davis	2025	Manila	116
T31	Kamryn	Slaugh	2025	Manila	118
T31	Ruth	Cox	2023	Valley	118
T33	Hanna	Rex	2022	Rich	119

# Golf - Girls 1A - Individual Scores



## 1A Girls High School State Championship Glendale Golf Course



T33	Saige	Lundgren	2024	Rich	119
T33	Cashae	Tebbs	2025	Bryce Valley	119
T36	Manuela	Archambaud	2022	Altamont	120
T36	Emmie	Cluff	2025	Milford	120
T38	Bailey	Phillips	2025	Altamont	121
T38	Jacky	Vargas	2023	Milford	121
T40	Persephone	Jones	2024	Pinnacle	122
T40	Rachel	Cox	2025	Valley	122
T40	Kaylee	Brinkerhoff	2025	Valley	122
T43	Darolani	Motte	2023	Pinnacle	123
T43	Mckinlee	Curtis	2025	Milford	123
T45	Kate	Bambrough	2024	Manila	124
T45	Abby	Erwin	2023	Green River	124
T47	Alyssa	Sherwood	2023	Milford	125
T47	Byntlee	Owens	2025	Panguitch	125
T49	Ryver	Cammins	2023	Pinnacle	127
T49	Julia	Hoyt	2024	Valley	127
51	Brittyn	Heaton	2022	Valley	128
52	Kinlee	Brinkerhoff	2025	Bryce Valley	129
T53	Rylee	Veater	2023	Panguitch	130
T53	Grace	Leech	2025	Bryce Valley	130
T53	Kassidy	Lehnhoff	2023	Green River	130
56	Kyra	Brinkerhoff	2025	Bryce Valley	131
57	Kyan	Orton	2022	Panguitch	132
58	Alle	Young	2025	Tintic	148

# Golf - Girls 2A - Team Scores



## 2A Girls Golf High School State Championship Mountain View Golf Course



Tuesday, May 17, 2022

FIRST NAME	LAST NAME	GRAD YEAR	SCHOOL	DAY 1 Individual	Individual TOTAL	DAY 1 Team	Standing
Arden	Louchheim	2023	Rowland Hall	67	67	67	1ST PLACE
Jasmine	Le	2023	Rowland Hall	77	77	77	
Katarina	Gianoulis	2023	Rowland Hall	102	102	102	
Allison	Mayetami	2024	Rowland Hall	111	111	111	
Anna	Rodriguez	2022	Rowland Hall	114	114	114	
Angel	Wang	2023	Rowland Hall	123	123	357	
						357	357
Samantha	Cassell	2022	Waterford	96	96	91	2ND PLACE
Evelyn	Azares	2024	Waterford	91	91	96	
Lexi	Peterson	2022	Waterford	102	102	101	
Kaylee	Kim	2023	Waterford	101	101	102	
Delaney	Huefner	2023	Waterford	112	112	112	
Ella	Dolan	2022	Waterford	117	117	390	
						390	390
Tawni	Eyre	2023	Beaver	89	89	89	3RD PLACE
Heidi	Harris	2024	Beaver	96	96	96	
Mia	Harris	2023	Beaver	106	106	106	
Avery	Brown	2022	Beaver	110	110	110	
Annie	McNeill	2022	Beaver	110	110	110	
Taisley	Marshall	2024	Beaver	115	115	401	
						401	401
Lindsay	Starley	2024	Millard	100	100	100	4TH PLACE
Paige	Cummings	2022	Millard	101	101	101	
Austyn	Bennett	2024	Millard	104	104	104	
Carlie	Dearden	2024	Millard	110	110	110	
Ellie	Adams	2023	Millard	131	131	131	
Lacey	Taylor	2023	Millard	129	129	415	
						415	415
Sadie	Batt	2022	North Summit	92	92	92	5TH PLACE
Camden	Greenwood	2022	North Summit	127	127	106	
Katie	Ferry	2024	North Summit	106	106	127	
Paige	Ferry	2024	North Summit	133	133	133	
Paige	Adams	2022	North Summit	134	134	134	
Sariah	Nielsen	2022	North Summit	139	139	458	
						458	458
Bryndee	Childs	2022	Gunnison Valley	117	117	107	Tie 6TH PLACE
Soraya	Leatherwood	2022	Gunnison Valley	107	107	117	
Michelle	Mellor	2022	Gunnison Valley	117	117	117	
Laine	Jensen	2023	Gunnison Valley	133	133	126	
Sara	Hill	2024	Gunnison Valley	126	126	126	
Brighton	Comin	2024	Gunnison Valley	150	150	467	
						467	467
Alyssa	Cserepes	2024	South Sevier	122	122	110	Tie 6TH PLACE
Lyndie	Christensen	2024	South Sevier	114	114	114	
Bonnie	Richards	2024	South Sevier	140	140	121	
Whitley	Goble	2025	South Sevier	121	121	122	
Breylan	Okerlund	2025	South Sevier	110	110	110	
Tess	Holcomb	2024	South Sevier	131	131	467	
						467	467
Halen	Moon	2024	Saint Joseph	125	125	111	7TH PLACE
Lizzie	Randall	2025	Saint Joseph	111	111	125	
Gloria	Bartolomei	2022	Saint Joseph	WD	WD	127	
Addison	Ocana	2025	Saint Joseph	127	127	133	
Katie	Layman	2023	Saint Joseph	133	133	133	
						0	
						496	496



# Golf - Girls 2A - Team Scores

MaKaylee	Crowley	2024	<i>North Sevier</i>	115	115	115	9TH PLACE
Alissa	Crane	2024	<i>North Sevier</i>	124	124	124	
McKenna	Lewis	2022	<i>North Sevier</i>	145	145	140	
Kaydence	Kiesel	2024	<i>North Sevier</i>	140	140	145	
Braige	Marsh	2022	<i>North Sevier</i>	154	154		
					0	524	

INDIVIDUALS				Individual	TOTAL
Regan	Marshall	2022	<i>Beaver</i>	117	117
Malia	Washburn	2022	<i>Beaver</i>	134	134

# Golf - Girls 2A - Individual Scores



## 2A Girls Golf High School State Championship



Mountain View Golf Course

<b>1</b>	Arden Louchheim	2023 Rowland Hall	67
<b>2</b>	Jasmine Le	2023 Rowland Hall	77
<b>3</b>	Tawni Eyre	2023 Beaver	89
<b>4</b>	Evelyn Azares	2024 Waterford	91
<b>5</b>	Sadie Batt	2022 North Summit	92
<b>T6</b>	Heidi Harris	2024 Beaver	96
<b>T6</b>	Samanth Cassell	2022 Waterford	96
<b>8</b>	Lindsay Starley	2024 Millard	100
<b>T9</b>	Paige Cummings	2022 Millard	101
<b>T9</b>	Kaylee Kim	2023 Waterford	101
<b>T11</b>	Katarina Gianoulis	2023 Rowland Hall	102
<b>T11</b>	Lexi Peterson	2022 Waterford	102
<b>13</b>	Austyn Bennett	2024 Millard	104
<b>T14</b>	Mia Harris	2023 Beaver	106
<b>T14</b>	Katie Ferry	2024 North Summit	106
<b>16</b>	Soraya Leatherwood	2022 Gunnison Valley	107
<b>T17</b>	Avery Brown	2022 Beaver	110
<b>T17</b>	Annie McNeill	2022 Beaver	110
<b>T17</b>	Carlie Dearden	2024 Millard	110
<b>T17</b>	Breylan Okerlund	2025 South Sevier	110
<b>T21</b>	Allison Mayetami	2024 Rowland Hall	111
<b>T21</b>	Lizzie Randall	2025 Saint Joseph	111
<b>23</b>	Delaney Huefner	2023 Waterford	112
<b>T24</b>	Anna Rodriguez	2022 Rowland Hall	114
<b>T24</b>	Lyndie Christensen	2024 South Sevier	114
<b>T26</b>	Taisley Marshall	2024 Beaver	115
<b>T26</b>	MaKaylee Crowley	2024 North Sevier	115
<b>T28</b>	Ella Dolan	2022 Waterford	117
<b>T28</b>	Bryndee Childs	2022 Gunnison Valley	117
<b>T28</b>	Michelle Mellor	2022 Gunnison Valley	117
<b>T28</b>	Regan Marshall	2022 Beaver	117
<b>32</b>	Whitley Goble	2025 South Sevier	121
<b>33</b>	Alyssa Cserepes	2024 South Sevier	122
<b>34</b>	Angel Wang	2023 Rowland Hall	123
<b>35</b>	Alissa Crane	2024 North Sevier	124
<b>36</b>	Halen Moon	2024 Saint Joseph	125
<b>37</b>	Sara Hill	2024 Gunnison Valley	126
<b>T38</b>	Addison Ocana	2025 Saint Joseph	127

# Golf - Girls 2A - Individual Scores



## 2A Girls Golf High School State Championship



### Mountain View Golf Course

<b>T38</b> Camden	Greenwood	2022 North Summit	127
<b>40</b> Lacey	Taylor	2023 Millard	129
<b>T41</b> Ellie	Adams	2023 Millard	131
<b>T41</b> Tess	Holcomb	2024 South Sevier	131
<b>T43</b> Laine	Jensen	2023 Gunnison Valley	133
<b>T43</b> Katie	Layman	2023 Saint Joseph	133
<b>T43</b> Paige	Ferry	2024 North Summit	133
<b>T46</b> Paige	Adams	2022 North Summit	134
<b>T46</b> Malia	Washburn	2022 Beaver	134
<b>48</b> Sariah	Nielsen	2022 North Summit	139
<b>T49</b> Bonnie	Richards	2024 South Sevier	140
<b>T49</b> Kaydence	Kiesel	2024 North Sevier	140
<b>51</b> McKenna	Lewis	2022 North Sevier	145
<b>52</b> Brighton	Comin	2024 Gunnison Valley	150
<b>53</b> Braige	Marsh	2022 North Sevier	154

# Golf - Girls 3A - Team Scores



## 3A Girls Golf High School State Championship Oquirrh Hills Golf Course



May 11-12, 2022

FIRST NAME	LAST NAME	GRAD YEAR	SCHOOL	DAY 1 Individual	DAY 2 Individual	Individual TOTAL	DAY 1 Team	DAY 2 Team	Standing
Becca	Poulsen	2022	Richfield	78	82	160	78	75	1ST PLACE
Gwen	Stubbs	2022	Richfield	84	75	159	84	82	
Brielle	Jolley	2024	Richfield	95	95	190	85	85	
Hallie	Janes	2024	Richfield	90	107	197	90	95	
Shelby	Gardner	2025	Richfield	85	85	170			
Charlotte	Poulsen	2024	Richfield	104	106	210	337	337	
Ellie	DeMond	2023	Morgan	87	83	170	87	83	2ND PLACE
Jailee	Snow	2023	Morgan	88	91	179	87	91	
Kia	Christiansen	2023	Morgan	87	95	182	88	95	
Taylor	Burton	2023	Morgan	102	107	209	101	100	
Macie	Andersen	2022	Morgan	101	100	201			
Camden	Smith	2024	Morgan	109	120	229	363	369	
Ava	Isaac	2022	Judge Memorial	84	87	171	84	87	3RD PLACE
Lucy	Callahan	2022	Judge Memorial	90	94	184	90	93	
Brooklyn	Woods	2022	Judge Memorial	94	93	187	94	94	
Sophia	Medina	2025	Judge Memorial	98	94	192	98	94	
Izzy	Valles	2022	Judge Memorial	107	97	204			
Ava	Linke	2022	Judge Memorial	123	111	234	366	368	
Cabria	Walters	2023	Juan Diego	96	87	183	90	87	4TH PLACE
Grayson	Gagnon	2024	Juan Diego	90	88	178	96	88	
Ashley	Cutshall	2024	Juan Diego	100	90	190	100	90	
Jazmin	Asmar	2024	Juan Diego	114	121	235	108	121	
Zoe	Pappas	2024	Juan Diego	108	121	229			
Abby	Quercia	2025	Juan Diego	137	122	259	394	386	
Emily	Keel	2024	Union	84	87	171	84	87	5TH PLACE
Brooklyn	Brown	2024	Union	111	95	206	104	95	
MaKaylee	Riding	2024	Union	104	101	205	107	98	
Emma	Whitmer	2022	Union	108	98	206	107	101	
Alley	Jensen	2023	Union	107	118	225			
Mekaea	Richman	2024	Union	107	114	221	402	381	
MaKenna	Bohman	2023	Grantsville	97	95	192	97	94	6TH PLACE
Alivia	Jefferies	2023	Grantsville	103	94	197	103	95	
Skylar	Ekins	2024	Grantsville	103	109	212	103	103	
Hailie	Fraser	2023	Grantsville	111	103	214	105	104	
Lindsey	Brown	2023	Grantsville	105	113	218			
Riley	McBride	2025	Grantsville	106	104	210	408	396	
Tylee	Henrie	2023	North Sanpete	98	105	203	95	98	7TH PLACE
Eryn	Briggs	2022	North Sanpete	95	98	193	98	101	
Jessica	Applegarth	2024	North Sanpete	98	101	199	98	105	
Sophie	Peterson	2022	North Sanpete	110	105	215	110	105	
Jessica	Blackham	2022	North Sanpete	120	131	251			
Michelle	Lee	2023	North Sanpete	111	125	236	401	409	
Carly	West	2025	Carbon	98	106	204	93	95	8TH PLACE
Savanna	Rasmussen	2023	Carbon	93	95	188	98	102	
Grace	Simms	2025	Carbon	98	102	200	98	104	
Paige	Scovill	2025	Carbon	116	117	233	116	106	
Kaylynn	Black	2025	Carbon	119	104	223			
						0	405	407	

# Golf - Girls 3A - Team Scores

Kaylee	Burton	2023	South Summit	107	106	213	103	106	9TH PLACE
Avery	Ellis	2023	South Summit	103	108	211	107	106	
Emily	Broadhead	2023	South Summit	122	111	233	109	108	
Ellie	Marchant	2025	South Summit	109	106	215	116	109	
Alayna	Taylor	2023	South Summit	118	109	227			
Brianna	Burton	2025	South Summit	116	117	233	435	429	
Aya	Obayashi	2023	Ogden	101	103	204	101	103	10TH PLACE
Megan	Aardema	2024	Ogden	110	117	227	110	110	
Reagan	Wilson	2024	Ogden	111	110	221	111	112	
Ellie	Oliverson	2023	Ogden	118	114	232	116	114	
Taylor	Richards	2023	Ogden	116	112	228			
Addy	Howard	2024	Ogden	116	116	232	438	439	
<b>CUT LINE</b>									
Camrynn	Zufelt	2023	Delta	103	104	207	103	101	11TH PLACE
Bailey	Yates	2022	Delta	108	101	209	108	104	
Rylee	Winters	2022	Delta	113		113	113		
Raquel	King	2024	Delta	117		117	117		
Lanie	Niles	2023	Delta	WD		0			
Kaetly	Morris	2024	Delta	WD		0	441	205	
Britain	Langford	2022	Juab	101	108	209	101	108	12TH PLACE
Saige	Gould	2024	Juab	110		110	110		
Ashlyn	Matheson	2025	Juab	122		122	114		
Brityn	Lynn	2025	Juab	114		114	120		
Callie	McPherson	2025	Juab	129		129			
Haidden	Black	2023	Juab	120		120	445	108	
Kimber	Gilbert	2023	Emery	115		115	111		13TH PLACE
Trinity	Nielsen	2022	Emery	127		127	111		
Cheyenne	Bingham	2024	Emery	111		111	114		
Maggie	Lindsay	2022	Emery	114		114	115		
Aspen	Jensen	2024	Emery	111		111			
Claire	Lindsay	2024	Emery	122		122	451		
Chloie	Shumway	2023	Manti	109		109	109		14TH PLACE
Jamie	Kirkham	2022	Manti	113		113	113		
Mallory	Trythall	2024	Manti	119		119	113		
Abby	Dyreng	2023	Manti	113		113	119		
Jessica	Larsen	2025	Manti	126		126			
Cali	Alder	2022	Manti	129		129	454		
Ellie	Maddock	2022	Ben Lomond	123		123	110		15TH PLACE
Presley	Hester	2025	Ben Lomond	110		110	112		
Averie	Hill	2024	Ben Lomond	133		133	123		
Kaylee	Falkner	2023	Ben Lomond	112		112	126		
Hannah	Woodward	2024	Ben Lomond	131		131			
Brigitta	Benroth	2023	Ben Lomond	126		126	471		
Taylie	Topham	2023	Canyon View	NS		0			16TH PLACE
Kaydence	Lake	2023	Canyon View	NS		0			
Lili	Vasi	2022	Canyon View	NS		0			
Faith	Shortt	2023	Canyon View	NS		0			
Kristie	Jensen	2024	Canyon View	NS		0			
Emilee	Adams	2022	Canyon View	NS		0			

## INDIVIDUALS

# Golf - Girls 3A - Team Scores



## 3A Girls Golf High School State Championship Oquirrh Hills Golf Course



					Individual TOTAL	
Madison	Munger	2022	<i>Grand County</i>	89	99	188
Aspen	Delis	2023	<i>Summit Academy</i>	89	95	184
Mia	Lewis	2024	<i>Richfield</i>	100	96	196
Bree	Rollins	2022	<i>Richfield</i>	101	110	211
Sicily	Miner	2023	<i>Morgan</i>	106	115	221
Ashlyn	Noss	2024	<i>Morgan</i>	107	105	212
Tatum	Burch	2023	<i>Providence Hall</i>	123		123

# Golf - Girls 3A - Individual Scores



## 3A Girls Golf High School State Championship



Oquirrh Hills Golf Course

May 11-12, 2022

### Individual Results

PLACE				FINAL
1	Gwen Stubbs	2022 Richfield	84 75	159
2	Becca Poulsen	2022 Richfield	78 82	160
T3	Shelby Gardner	2025 Richfield	85 85	170
T3	Ellie DeMond	2023 Morgan	87 83	170
T5	Ava Isaac	2022 Judge Memorial	84 87	171
T5	Emily Keel	2024 Union	84 87	171
7	Grayson Gagnon	2024 Juan Diego	90 88	178
8	Jailee Snow	2023 Morgan	88 91	179
9	Kia Christiansen	2023 Morgan	87 95	182
10	Cabria Walters	2023 Juan Diego	96 87	183
T11	Lucy Callahan	2022 Judge Memorial	90 94	184
T11	Aspen Delis	2023 Summit Academy	89 95	184
13	Brooklyn Woods	2022 Judge Memorial	94 93	187
T14	Savanna Rassmussen	2023 Carbon	93 95	188
T14	Madison Munger	2022 Grand County	89 99	188
T16	Brielle Jolley	2024 Richfield	95 95	190
T16	Ashley Cutshall	2024 Juan Diego	100 90	190
T18	Sophia Medina	2025 Judge Memorial	98 94	192
T18	MaKenna Bohman	2023 Grantsville	97 95	192
20	Eryn Briggs	2022 North Sanpete	95 98	193
21	Mia Lewis	2024 Richfield	100 96	196
T22	Hallie Janes	2024 Richfield	90 107	197
T22	Alivia Jefferies	2023 Grantsville	103 94	197
24	Jessica Applegarth	2024 North Sanpete	98 101	199
25	Grace Simms	2025 Carbon	98 102	200
26	Macie Andersen	2022 Morgan	101 100	201
27	Tylee Henrie	2023 North Sanpete	98 105	203
T28	Izzy Valles	2022 Judge Memorial	107 97	204
T28	Carly West	2025 Carbon	98 106	204
T28	Aya Obayashi	2023 Ogden	101 103	204
31	MaKaylee Riding	2024 Union	104 101	205
T32	Brooklyn Brown	2024 Union	111 95	206
T32	Emma Whitmer	2022 Union	108 98	206
34	Camrynn Zufelt	2023 Delta	103 104	207
T35	Taylor Burton	2023 Morgan	102 107	209
T35	Bailey Yates	2022 Delta	108 101	209
T35	Britain Langford	2022 Juab	101 108	209
T38	Charlotte Poulsen	2024 Richfield	104 106	210
T38	Riley McBride	2025 Grantsville	106 104	210
T40	Avery Ellis	2023 South Summit	103 108	211
T40	Bree Rollins	2022 Richfield	101 110	211
T42	Skylar Ekins	2024 Grantsville	103 109	212
T42	Ashlyn Noss	2024 Morgan	107 105	212
44	Kaylee Burton	2023 South Summit	107 106	213
45	Hailie Fraser	2023 Grantsville	111 103	214

# Golf - Girls 3A - Individual Scores



## 3A Girls Golf High School State Championship



### Oquirrh Hills Golf Course

<b>T46</b>	Sophie Peterson	2022 North Sanpete	110	105	215
<b>T46</b>	Ellie Marchant	2025 South Summit	109	106	215
<b>48</b>	Lindsey Brown	2023 Grantsville	105	113	218
<b>T49</b>	Mekaea Richman	2024 Union	107	114	221
<b>T49</b>	Reagan Wilson	2024 Ogden	111	110	221
<b>T49</b>	Sicily Miner	2023 Morgan	106	115	221
<b>52</b>	Kaylynn Black	2025 Carbon	119	104	223
<b>53</b>	Alley Jensen	2023 Union	107	118	225
<b>T54</b>	Alayna Taylor	2023 South Summit	118	109	227
<b>T54</b>	Megan Aardema	2024 Ogden	110	117	227
<b>56</b>	Taylor Richards	2023 Ogden	116	112	228
<b>T57</b>	Camden Smith	2024 Morgan	109	120	229
<b>T57</b>	Zoe Pappas	2024 Juan Diego	108	121	229
<b>T59</b>	Ellie Oliverson	2023 Ogden	118	114	232
<b>T59</b>	Addy Howard	2024 Ogden	116	116	232
<b>T61</b>	Paige Scovill	2025 Carbon	116	117	233
<b>T61</b>	Emily Broadhead	2023 South Summit	122	111	233
<b>T61</b>	Brianna Burton	2025 South Summit	116	117	233
<b>64</b>	Ava Linke	2022 Judge Memorial	123	111	234
<b>65</b>	Jazmin Asmar	2024 Juan Diego	114	121	235
<b>66</b>	Michelle Lee	2023 North Sanpete	111	125	236
<b>67</b>	Jessica Blackham	2022 North Sanpete	120	131	251
<b>68</b>	Abby Quercia	2025 Juan Diego	137	122	259



# Golf - Girls 4A - Team Scores

## 4A Girls Golf High School State Championship

### Sunbook Golf Club

May 11-12, 2022

First	Last	School	DAY 1 Individual	DAY 2 Individual	Individual TOTAL	DAY 1 Team	DAY 2 Team	Standing
Alyssa	Butterfus	2024 Pine View	88	83	171	88	83	1ST PLACE
Hallie	Wieland	2023 Pine View	88	89	177	88	86	
Skyeli	Millward	2022 Pine View	104	97	201	88	89	
Anique	Shirts	2022 Pine View	103	94	197	91	89	
Katelyn	Leavitt	2022 Pine View	88	86	174			
Kenzi	Owen	2023 Pine View	91	89	180	355	347	
Rylee	Payne	2023 Desert Hills	83	84	167	83	84	2ND PLACE
Brooklyn	Rhodes	2022 Desert Hills	96	91	187	96	89	
Lucy	Dixon	2024 Desert Hills	97	96	193	97	91	
Savannah	Ranson	2022 Desert Hills	97	89	186	97	96	
Kathryn	Sandberg	2023 Desert Hills	99	103	202			
Brynn	Christensen	2022 Desert Hills	116	113	229	373	360	
Lilly	Swink	2022 Ridgeline	97	99	196	84	86	3RD PLACE
Brooke	Norton	2022 Ridgeline	100	106	206	97	94	
Maddie	Fujimoto	2025 Ridgeline	84	86	170	100	99	
Brooke	Goates	2022 Ridgeline	102	94	196	102	102	
Naomi	Dunker	2024 Ridgeline	118	104	222			
Mikele	Norris	2022 Ridgeline	115	102	217	383	381	
Annabelle	Millard	2022 Dixie	80	82	162	80	82	4TH PLACE
Iris	Pead	2022 Dixie	96	88	184	96	88	
Stacie	Phelps	2024 Dixie	108	90	198	108	90	
Cassie	Osness	2022 Dixie	125	122	247	111	117	
Avery	Sutterfield	2025 Dixie	111	117	228			
Chelsey	Lovejoy	2023 Dixie	122	124	246	395	377	
Avery	Parker	2024 Green Canyon	90	97	187	90	97	5TH PLACE
Ally	Parker	2024 Green Canyon	103	107	210	91	98	
Paige	Spackman	2023 Green Canyon	102	122	224	98	107	
Janalynn	Blotter	2024 Green Canyon	108	108	216	102	108	
Avery	Anderson	2023 Green Canyon	98	114	212			
Olivia	Spackman	2024 Green Canyon	91	98	189	381	410	
Macy	Sickler	2023 Sky View	99	92	191	99	92	6TH PLACE
Maysen	Mckay	2024 Sky View	106	101	207	106	101	
Camrie	Sparrow	2023 Sky View	113	105	218	106	101	
Mandy	Haynie	2023 Sky View	106	101	207	107	105	
Allie	Spackman	2025 Sky View	107	106	213			
Isabelle	Mullen	2025 Sky View	109	108	217	418	399	
RaeLee	Johnson	2024 Cedar	78	87	165	78	87	7TH PLACE
Denym	Bohn	2025 Cedar	111	107	218	111	107	
Taylyn	Wilson	2025 Cedar	111	109	220	111	109	
Rachel	Blodgett	2024 Cedar	116	114	230	115	114	
Kamrey	Leavitt	2023 Cedar	115	120	235			
Calli	Huff	2025 Cedar	120	114	234	415	417	
Tylee	Bennett	2025 Bear River	94	95	189	94	95	8TH PLACE
Angie	Delgado	2024 Bear River	105	117	222	105	110	
Trinity	Pugsley	2024 Bear River	116	116	232	105	110	
Jessa	Theurer	2024 Bear River	105	110	215	107	116	
Maci	Roberts	2024 Bear River	107	119	226			
Abbi	Nessen	2024 Bear River	115	110	225	411	431	

# Golf - Girls 4A - Team Scores

INDIVIDUALS					Individual TOTAL
Ellie Johnson	2023	<i>Hurricane</i>	96	87	183
Avery Anderson	2022	<i>Logan</i>	101	95	196
Taya Sickler	2023	<i>Mountain Crest</i>	102	107	209
Kayla Dillingham	2023	<i>Crimson Cliffs</i>	102	104	206
Kiera Crosbie	2022	<i>Mountain Crest</i>	104	111	215
Ashley Randall	2022	<i>Mountain Crest</i>	107	99	206
Camryn Sutterfield	2022	<i>Snow Canyon</i>	107	108	215
Atti Seeley	2022	<i>Hurricane</i>	108	116	224
Haley Pierce	2022	<i>Mountain Crest</i>	109	108	217
Allie Wells	2023	<i>Mountain Crest</i>	109	107	216
Gwen Dailey	2022	<i>Crimson Cliffs</i>	109	104	213
Ky Randall	2023	<i>Snow Canyon</i>	109	119	228

## CUT LINE

Kiera Crosbie	2022	<i>Mountain Crest</i>	104	104	102				
Taya Sickler	2023	<i>Mountain Crest</i>	102	102	104				
Ashley Randall	2022	<i>Mountain Crest</i>	107	107	107				
Haley Pierce	2022	<i>Mountain Crest</i>	109	109	109				
Lexie Bair	2022	<i>Mountain Crest</i>	116	116					
Allie Wells	2023	<i>Mountain Crest</i>	109	109	422		422		9TH PLACE
Kayla Dillingham	2023	<i>Crimson Cliffs</i>	102	102	102				
Kennadi Taylor	2022	<i>Crimson Cliffs</i>	118	118	109				
Abby Huddleston	2022	<i>Crimson Cliffs</i>	110	110	110				
Lexi Leavitt	2024	<i>Crimson Cliffs</i>	113	113	113				
Emma Nebeker	2022	<i>Crimson Cliffs</i>	119	119					
Gwen Dailey	2022	<i>Crimson Cliffs</i>	109	109	434		434		10TH PLACE
Ellie Johnson	2023	<i>Hurricane</i>	96	96	96				
Atti Seeley	2022	<i>Hurricane</i>	108	108	108				
Kamrym Kent	2024	<i>Hurricane</i>	122	122	110				
Shaylee Monson	2024	<i>Hurricane</i>	120	120	120				
Jocelyn Williams	2024	<i>Hurricane</i>	110	110					
Analee Larsen	2024	<i>Hurricane</i>	126	126	434		434		11TH PLACE
Avery Anderson	2022	<i>Logan</i>	101	101	101				
Jessi Kartchner	2022	<i>Logan</i>	117	117	110				
Vivian Worley	2023	<i>Logan</i>	110	110	117				
Aspen Wooley	2023	<i>Logan</i>	117	117	117				
Gracyn Killpack	2023	<i>Logan</i>	132	132					
Kasia In	2025	<i>Logan</i>	124	124	445		445		12TH PLACE
Virginia Deming	2022	<i>Snow Canyon</i>	113	113	107				
Camryn Sutterfield	2022	<i>Snow Canyon</i>	107	107	109				
Ky Randall	2023	<i>Snow Canyon</i>	109	109	113				
Sarah Jane Miller	2023	<i>Snow Canyon</i>	120	120	120				
				0					
				0	449		449		13TH PLACE

# Golf - Girls 4A - Individual Scores



## 4A Girls Golf High School State Championship Sunbrook Golf Club



<b>1</b>	Annabelle Millard	2022 Dixie	80	82	162
<b>2</b>	RaeLee Johnson	2024 Cedar	78	87	165
<b>3</b>	Rylee Payne	2023 Desert Hills	83	84	167
<b>4</b>	Maddie Fujimoto	2025 Ridgeline	84	86	170
<b>5</b>	Alyssa Butterfus	2024 Pine View	88	83	171
<b>6</b>	Katelyn Leavitt	2022 Pine View	88	86	174
<b>7</b>	Hallie Wieland	2023 Pine View	88	89	177
<b>8</b>	Kenzi Owen	2023 Pine View	91	89	180
<b>9</b>	Ellie Johnson	2023 Hurricane	96	87	183
<b>10</b>	Iris Pead	2022 Dixie	96	88	184
<b>11</b>	Savannah Ranson	2022 Desert Hills	97	89	186
<b>T12</b>	Brooklyn Rhodes	2022 Desert Hills	96	91	187
<b>T12</b>	Avery Parker	2024 Green Canyon	90	97	187
<b>T14</b>	Olivia Spackman	2024 Green Canyon	91	98	189
<b>T14</b>	Tylee Bennett	2025 Bear River	94	95	189
<b>16</b>	Macy Sickler	2023 Sky View	99	92	191
<b>17</b>	Lucy Dixon	2024 Desert Hills	97	96	193
<b>T18</b>	Lilly Swink	2022 Ridgeline	97	99	196
<b>T18</b>	Brooke Goates	2022 Ridgeline	102	94	196
<b>T18</b>	Avery Anderson	2022 Logan	101	95	196
<b>21</b>	Anique Shirts	2022 Pine View	103	94	197
<b>22</b>	Stacie Phelps	2024 Dixie	108	90	198
<b>23</b>	Skyeli Millward	2022 Pine View	104	97	201
<b>24</b>	Kathryn Sandberg	2023 Desert Hills	99	103	202
<b>T25</b>	Brooke Norton	2022 Ridgeline	100	106	206
<b>T25</b>	Kayla Dillingham	2023 Crimson Cliffs	102	104	206
<b>T25</b>	Ashley Randall	2022 Mountain Crest	107	99	206
<b>T28</b>	Maysen Mckay	2024 Sky View	106	101	207
<b>T28</b>	Mandy Haynie	2023 Sky View	106	101	207
<b>30</b>	Taya Sickler	2023 Mountain Crest	102	107	209
<b>31</b>	Ally Parker	2024 Green Canyon	103	107	210
<b>32</b>	Avery Anderson	2023 Green Canyon	98	114	212
<b>T33</b>	Allie Spackman	2025 Sky View	107	106	213
<b>T33</b>	Gwen Dailey	2022 Crimson Cliffs	109	104	213
<b>T35</b>	Jessa Theurer	2024 Bear River	105	110	215
<b>T35</b>	Kiera Crosbie	2022 Mountain Crest	104	111	215
<b>T35</b>	Camryn Sutterfield	2022 Snow Canyon	107	108	215
<b>T38</b>	Janalynn Blotter	2024 Green Canyon	108	108	216
<b>T38</b>	Allie Wells	2023 Mountain Crest	109	107	216
<b>T40</b>	Mikele Norris	2022 Ridgeline	115	102	217
<b>T40</b>	Isabelle Mullen	2025 Sky View	109	108	217
<b>T40</b>	Haley Pierce	2022 Mountain Crest	109	108	217
<b>T43</b>	Camrie Sparrow	2023 Sky View	113	105	218
<b>T43</b>	Denym Bohn	2025 Cedar	111	107	218
<b>45</b>	Taylyn Wilson	2025 Cedar	111	109	220
<b>T46</b>	Naomi Dunker	2024 Ridgeline	118	104	222
<b>T46</b>	Angie Delgado	2024 Bear River	105	117	222

# Golf - Girls 4A - Individual Scores

<b>T48</b> Paige	Spackman	2023 Green Canyon	102	122	224
<b>T48</b> Atti	Seeley	2022 Hurricane	108	116	224
<b>50</b> Abbi	Nessen	2024 Bear River	115	110	225
<b>51</b> Maci	Roberts	2024 Bear River	107	119	226
<b>T52</b> Avery	Sutterfield	2025 Dixie	111	117	228
<b>T52</b> Ky	Randall	2023 Snow Canyon	109	119	228
<b>54</b> Brynn	Christensen	2022 Desert Hills	116	113	229
<b>55</b> Rachel	Blodgett	2024 Cedar	116	114	230
<b>56</b> Trinity	Pugsley	2024 Bear River	116	116	232
<b>57</b> Calli	Huff	2025 Cedar	120	114	234
<b>58</b> Kamrey	Leavitt	2023 Cedar	115	120	235
<b>59</b> Chelsey	Lovejoy	2023 Dixie	122	124	246
<b>60</b> Cassie	Osness	2022 Dixie	125	122	247

# Golf - Girls 5A - Team Scores



## 5A Girls Golf High School State Championship



River Oaks Golf Course

May 9-10, 2022

FIRST NAME	LAST NAME	GRAD YEAR	SCHOOL	DAY 1 Individual	DAY 2 Individual	Individual TOTAL	DAY 1 Team	DAY 2 Team	Total	
Sunbin	Seo	2022	Timpview	67	70	137	67	70		1ST PLACE
Rachel	Lillywhite	2022	Timpview	73	77	150	73	73		
Emma	Lillywhite	2024	Timpview	77	73	150	77	77		
Keilani	Hanamaikai	2022	Timpview	87	95	182	87	95		
Seneti	Tolutau	2025	Timpview	91	95	186				
Kate	Miller	2024	Timpview	95	100	195	304	315	619	
Salina	Lui	2022	Alta	86	85	171	86	80		2ND PLACE
Lisa	Hwang	2022	Alta	93	87	180	86	85		
Dani	Gibson	2022	Alta	89	80	169	89	87		
Sami	Gibson	2022	Alta	86	92	178	93	92		
Lindsey	Jack	2022	Alta	94	100	194				
Jolie	Heale	2025	Alta	97	99	196	354	344	698	
Rachel	Moore	2022	Olympus	87	85	172	87	85		3RD PLACE
Campbell	Kato	2025	Olympus	91	87	178	91	87		
Lilly	Wagstaff	2023	Olympus	91	99	190	91	89		
Thea	Maxwell	2024	Olympus	100	89	189	100	94		
Kayla	Long	2022	Olympus	105	94	199				
Hailey	Martin	2024	Olympus	110	111	221	369	355	724	
Ashley	Lam	2024	Skyline	75	77	152	75	77		4TH PLACE
Gwen	Poelman	2025	Skyline	90	93	183	90	93		
Avery	Kraatz	2024	Skyline	96	101	197	96	99		
Teagan	Halloran	2024	Skyline	104	103	207	101	101		
Laurel	Iorg	2022	Skyline	101	99	200				
Claire	Keller	2022	Skyline	101	113	214	362	370	732	
Pati	Uluave	2022	Lehi	64	74	138	64	74		5TH PLACE
Brooke	Anderson	2022	Lehi	83	82	165	83	82		
Alexa	Willes	2022	Lehi	121	124	245	118	116		
Nikki	Johnson	2022	Lehi	118	118	236	121	118		
Cami	Nelson	2023	Lehi	130	123	253				
Anna	Moors	2023	Lehi	126	116	242	386	390	776	
Abby	Francis	2024	Park City	97	105	202	93	93		6TH PLACE
Emily	Hawksworth	2022	Park City	96	105	201	96	101		
Erin	Bratcher	2023	Park City	93	101	194	97	105		
Sierra	Scanlan	2023	Park City	97	93	190	97	105		
Bridget	Donahue	2023	Park City	110	123	233				
Stevie	Haugh	2024	Park City	116	110	226	383	404	787	
Ellie	Olsen	2023	Wasatch	88	86	174	88	86		8TH PLACE
Sidney	Bennion	2022	Wasatch	100	93	193	100	93		
Morgan	Nelson	2022	Wasatch	108	106	214	101	106		
Shelby	Gabrielson	2023	Wasatch	101	111	212	108	111		
Morgan	Lay	2024	Wasatch	123	132	255				
Tehya	Geake	2025	Wasatch	120	118	238	397	396	793	
Molli	Murri	2022	Bountiful	102	97	199	98	94		7TH PLACE
Kylie	Ohlson	2022	Bountiful	104	94	198	101	97		
Holland	Staker	2023	Bountiful	98	98	196	102	98		
Breca	Patterson	2024	Bountiful	101	106	207	104	106		
Ella	Snyder	2022	Bountiful	127	119	246				
Sophie	Milne	2023	Bountiful	127	137	264	405	395	800	

# Golf - Girls 5A - Team Scores



## 5A Girls Golf High School State Championship



### River Oaks Golf Course

Kaylie	Mumford	2024	Jordan	92	87	179	85	87	9TH PLACE
Myra	O'Farrell	2023	Jordan	85	90	175	92	90	
Annie	Nelson	2023	Jordan	116	WD	116	116	110	
Emerson	Williams	2025	Jordan	118	111	229	118	111	
Denver	Van Patten	2022	Jordan	123	122	245			
Madi	Cannon	2022	Jordan	126	110	236	411	398	
Randee	Tormondsen	2024	Stansbury	96	99	195	96	99	10TH PLACE
Alexis	Autry	2022	Stansbury	105	104	209	100	103	
Kamry	Bryan	2025	Stansbury	100	107	207	105	104	
Bailey	Vorwaller	2023	Stansbury	112	103	215	106	104	
Reagan	Richins	2023	Stansbury	106	104	210			
Ava	Padgett	2024	Stansbury	113	110	223	407	410	
<b>CUT LINE</b>									
Jessy	Merrell	2024	Uintah	101		101	87	88	11TH PLACE
McKenzie	White	2024	Uintah	87	88	175	101		
Leaira	Wilson	2024	Uintah	123		123	108		
Brilee	Snow	2023	Uintah	108		108	119		
Emma	Aycock	2024	Uintah	136		136			
Addisyn	Yack	2025	Uintah	119		119	415	88	
Katelin	Bingham	2024	Spanish Fork	81	79	160	81	79	12TH PLACE
Libby	Shaheen	2023	Spanish Fork	100	103	203	100	103	
Addy	Levanger	2025	Spanish Fork	123		123	114		
Emily	Bingham	2025	Spanish Fork	114		114	123		
Ileigh	Carlson	2024	Spanish Fork	140		140			
Claire	Gordon	2025	Spanish Fork	139		139	418	182	
Isabel	Wade	2024	Northridge	88	91	179	88	91	13TH PLACE
Mateya	Shephard	2024	Northridge	109		109	109		
Lauren	Wren	2022	Northridge	115		115	113		
Nicole	Kirkwood	2023	Northridge	114		114	114		
Kennady	Whitaker	2023	Northridge	113		113			
Caylee	Carston	2024	Northridge	138		138	424	91	
Kylie	Johnson	2023	Bonneville	96	93	189	96	93	14TH PLACE
Cambri	Schmitt	2022	Bonneville	102		102	102		
Ivy	Herrick	2024	Bonneville	114		114	114		
Elle	Nielson	2023	Bonneville	123		123	116		
Gracie	Schenck	2022	Bonneville	116		116			
Mia	Marberger	2024	Bonneville	118		118	428	93	
Kindra	Hirasuna	2023	Murray	100	110	210	100	110	15TH PLACE
Abby	Barlocker	2023	Murray	108		108	108		
Maykaylee	Getty	2023	Murray	117		117	117		
Allie	Deforest	2024	Murray	120		120	120		
Aloe	Merrill	2023	Murray	131		131			
Jadyn	Powell	2025	Murray	137		137	445	110	
Adri	Summerhays	2023	Viewmont	90	84	174	90	84	16TH PLACE
Karissa	Goff	2024	Viewmont	96	105	201	96	105	
Halle	Salmon	2024	Viewmont	129		129	129		
Celine	Dimond	2022	Viewmont	WD		0			
Savanna	Rainey	2022	Viewmont	WD		0			
							315	189	



# Golf - Girls 5A - Team Scores



## 5A Girls Golf High School State Championship River Oaks Golf Course



INDIVIDUALS						Individual TOTAL
Alexa	Child	2023	<i>Springville</i>	98	90	188
Erica	Murdock	2022	<i>Salem Hills</i>	99	91	190
Payton	Driscoll	2023	<i>Maple Mountain</i>	105		105
Sage	Hubbs	2024	<i>Salem Hills</i>	106		106
Lexi	Pugmire	2023	<i>Springville</i>	109		109
Maycee	Lawless	2024	<i>Tooele</i>	110		110
Kennedee	Pearson	2025	<i>Woods Cross</i>	110		110
Arlette	Slivkoff	2024	<i>Cedar Valley</i>	112		112
Kaya	Weiss	2024	<i>Salem Hills</i>	118		118
Jetta	Hunt	2024	<i>Tooele</i>	125		125
Hailey	Crowell	2024	<i>Cottonwood</i>	127		127

# Golf - Girls 5A - Individual Scores



## 5A Girls Golf High School State Championship



River Oaks Golf Course

May 9-10, 2022

### Individual Results

PLACE				FINAL		
<b>1</b>	Sunbin	Seo	2022 Timpview	67	70	137
<b>2</b>	Pati	Uluave	2022 Lehi	64	74	138
<b>T3</b>	Rachel	Lillywhite	2022 Timpview	73	77	150
<b>T3</b>	Emma	Lillywhite	2024 Timpview	77	73	150
<b>5</b>	Ashley	Lam	2024 Skyline	75	77	152
<b>6</b>	Katelin	Bingham	2024 Spanish Fork	81	79	160
<b>7</b>	Brooke	Anderson	2022 Lehi	83	82	165
<b>8</b>	Dani	Gibson	2022 Alta	89	80	169
<b>9</b>	Salina	Lui	2022 Alta	86	85	171
<b>10</b>	Rachel	Moore	2022 Olympus	87	85	172
<b>T11</b>	Ellie	Olsen	2023 Wasatch	88	86	174
<b>T11</b>	Adri	Summerhays	2023 Viewmont	90	84	174
<b>T13</b>	Myra	O'Farrell	2023 Jordan	85	90	175
<b>T13</b>	McKenzie	White	2024 Uintah	87	88	175
<b>T15</b>	Sami	Gibson	2022 Alta	86	92	178
<b>T15</b>	Campbell	Kato	2025 Olympus	91	87	178
<b>T17</b>	Kaylie	Mumford	2024 Jordan	92	87	179
<b>T17</b>	Isabel	Wade	2024 Northridge	88	91	179
<b>19</b>	Lisa	Hwang	2022 Alta	93	87	180
<b>20</b>	Keilani	Hanamaikai	2022 Timpview	87	95	182
<b>21</b>	Gwen	Poelman	2025 Skyline	90	93	183
<b>22</b>	Seneti	Tolutau	2025 Timpview	91	95	186
<b>23</b>	Alexa	Child	2023 Springville	98	90	188
<b>T24</b>	Thea	Maxwell	2024 Olympus	100	89	189
<b>T24</b>	Kylie	Johnson	2023 Bonneville	96	93	189
<b>T26</b>	Lilly	Wagstaff	2023 Olympus	91	99	190
<b>T26</b>	Sierra	Scanlan	2023 Park City	97	93	190
<b>T26</b>	Erica	Murdock	2022 Salem Hills	99	91	190
<b>29</b>	Sidney	Bennion	2022 Wasatch	100	93	193
<b>T30</b>	Lindsey	Jack	2022 Alta	94	100	194
<b>T30</b>	Erin	Bratcher	2023 Park City	93	101	194
<b>T32</b>	Kate	Miller	2024 Timpview	95	100	195
<b>T32</b>	Randee	Tormonsen	2024 Stansbury	96	99	195
<b>T34</b>	Jolie	Heale	2025 Alta	97	99	196
<b>T34</b>	Holland	Staker	2023 Bountiful	98	98	196
<b>36</b>	Avery	Kraatz	2024 Skyline	96	101	197
<b>37</b>	Kylie	Ohlson	2022 Bountiful	104	94	198



# Golf - Girls 5A - Individual Scores



## 5A Girls Golf High School State Championship



### River Oaks Golf Course

<b>T38</b>	Kayla	Long	2022 Olympus	105	94	199
<b>T38</b>	Molli	Murri	2022 Bountiful	102	97	199
<b>40</b>	Laurel	Iorg	2022 Skyline	101	99	200
<b>T41</b>	Emily	Hawksworth	2022 Park City	96	105	201
<b>T41</b>	Karissa	Goff	2024 Viewmont	96	105	201
<b>43</b>	Abby	Francis	2024 Park City	97	105	202
<b>44</b>	Libby	Shaheen	2023 Spanish Fork	100	103	203
<b>T45</b>	Teagan	Halloran	2024 Skyline	104	103	207
<b>T45</b>	Breca	Patterson	2024 Bountiful	101	106	207
<b>T45</b>	Kamry	Bryan	2025 Stansbury	100	107	207
<b>48</b>	Alexis	Autry	2022 Stansbury	105	104	209
<b>T49</b>	Reagan	Richins	2023 Stansbury	106	104	210
<b>T49</b>	Kindra	Hirasuna	2023 Murray	100	110	210
<b>51</b>	Shelby	Gabrielson	2023 Wasatch	101	111	212
<b>T52</b>	Claire	Keller	2022 Skyline	101	113	214
<b>T52</b>	Morgan	Nelson	2022 Wasatch	108	106	214
<b>54</b>	Bailey	Vorwaller	2023 Stansbury	112	103	215
<b>55</b>	Hailey	Martin	2024 Olympus	110	111	221
<b>56</b>	Ava	Padgett	2024 Stansbury	113	110	223
<b>57</b>	Stevie	Haugh	2024 Park City	116	110	226
<b>58</b>	Emerson	Williams	2025 Jordan	118	111	229
<b>59</b>	Bridget	Donahue	2023 Park City	110	123	233
<b>T60</b>	Nikki	Johnson	2022 Lehi	118	118	236
<b>T60</b>	Madi	Cannon	2022 Jordan	126	110	236
<b>62</b>	Tehya	Geake	2025 Wasatch	120	118	238
<b>63</b>	Anna	Moors	2023 Lehi	126	116	242
<b>T64</b>	Alexa	Willes	2022 Lehi	121	124	245
<b>T64</b>	Denver	Van Patten	2022 Jordan	123	122	245
<b>66</b>	Ella	Snyder	2022 Bountiful	127	119	246
<b>67</b>	Cami	Nelson	2023 Lehi	130	123	253
<b>68</b>	Morgan	Lay	2024 Wasatch	123	132	255
<b>69</b>	Sophie	Milne	2023 Bountiful	127	137	264

# Golf - Girls 6A - Team Scores



## 6A Girls Golf High School State Championship



Stonebridge Golf Club

May 9-10, 2022

FIRST NAME	LAST NAME	GRADE	SCHOOL	DAY 1	DAY 2	Individual	DAY 1	DAY 2	Total	PLACE
Berlin	Long	2022	Lone Peak	70	74	144	70	74		1ST PLACE
Aadyn	Long	2025	Lone Peak	70	77	147	70	77		
Eliza	Zolman	2022	Lone Peak	79	82	161	79	82		
Carly	Belliston	2022	Lone Peak	83	91	174	83	89		
Meagan	King	2022	Lone Peak	90	89	179				
Megan	Wood	2022	Lone Peak	93	91	184	302	322	624	
Millie	Terrion	2022	Herriman	76	74	150	76	74		2ND PLACE
Maycee	Dehlin	2023	Herriman	80	85	165	80	85		
Audrey	Crump	2023	Herriman	82	94	176	82	94		
Alex	Floor	2022	Herriman	87	105	192	87	105		
Hallie	Sant	2025	Herriman	101	108	209				
Nicole	Figueroa	2024	Herriman	111	114	225	325	358	683	
Cheyene	Hansen	2022	Davis	79	83	162	79	83		3RD PLACE
Hannah	Karras	2022	Davis	94	89	183	82	84		
Quinn	Shupe	2022	Davis	82	94	176	89	89		
Olivia	Davenport	2025	Davis	92	84	176	92	89		
Bridgette	Volk	2022	Davis	89	90	179				
Abby	Lewis	2023	Davis	101	89	190	342	345	687	
Victoria	Romney	2023	Corner Canyon	79	79	158	79	79		4TH PLACE
Alyssa	Meadows	2024	Corner Canyon	79	85	164	79	85		
Bella	Boman	2022	Corner Canyon	90	91	181	90	91		
Laney	Ross	2023	Corner Canyon	91	98	189	91	98		
Laila	Rowe	2023	Corner Canyon	102	107	209				
Abby	Brady	2022	Corner Canyon	98	101	199	339	353	692	
Madalyn	Hadley	2024	Fremont	82	79	161	82	79		5TH PLACE
Taylor	Butler	2022	Fremont	83	86	169	83	86		
Susan	Tiffner	2025	Fremont	94	98	192	91	92		
Lexie	Anderson	2022	Fremont	105	106	211	94	98		
Lily	Bates	2022	Fremont	91	92	183				
Maddie	Gibson	2025	Fremont	96	102	198	350	355	705	
Jane	Olson	2022	Riverton	72	82	154	72	82		6TH PLACE
Hunter	Gledhill	2024	Riverton	86	91	177	86	91		
Jacey	Hilton	2024	Riverton	104	93	197	100	93		
Kayci	Wells	2024	Riverton	100	96	196	104	96		
Braelyn	Proctor	2022	Riverton	126	121	247				
Melia	Weiss	2022	Riverton	122	121	243	362	362	724	
Sydney	Richards	2023	Farmington	85	87	172	77	87		7TH PLACE
Maura	Hawkes	2023	Farmington	77	90	167	85	90		
Aubi	Eaves	2023	Farmington	95	109	204	95	98		
Paige	Olsen	2022	Farmington	106	98	204	102	108		
Maddie	Baugh	2023	Farmington	116	110	226				
Eden	Page	2023	Farmington	102	108	210	359	383	742	

# Golf - Girls 6A - Team Scores



## 6A Girls Golf High School State Championship



### Stonebridge Golf Club

Remi Rawlings	2025	Weber	85	79	164	85	79	T7TH PLACE	
Izzy Rawlings	2023	Weber	91	86	177	91	86		
Samantha Messerly	2024	Weber	104	94	198	104	94		
Rya Williams	2022	Weber	107	101	208	106	97		
Oakley Woodland	2022	Weber	106	97	203				
Savanna Meyers	2023	Weber	110	101	211	386	356	742	
Meagan Carter	2023	Pleasant Grove	93	98	191	93	90	9TH PLACE	
Estelle Stevens	2022	Pleasant Grove	103	108	211	95	98		
Sadie Scoville	2022	Pleasant Grove	95	100	195	101	100		
Savannah Peay	2022	Pleasant Grove	103	90	193	103	108		
Sarah Osguthorpe	2022	Pleasant Grove	106	110	216				
Rylee Durfey	2022	Pleasant Grove	101	109	210	392	396		788
Lily Shin	2024	American Fork	78	82	160	78	82	10TH PLACE	
Bryn Adams	2024	American Fork	100	104	204	100	104		
Miya Sharp	2023	American Fork	105	107	212	100	107		
Shayla Clayton	2024	American Fork	100	118	218	105	113		
Bethany Brady	2024	American Fork	110	117	227				
Natalie Anderson	2022	American Fork	110	113	223	383	406		789
Bailee Carrigan	2023	Copper Hills	95	99	194				
Adley Nelson	2025	Lone Peak	80	86	166				
CC Banz	2022	West	81	87	168				
Madalin Chandra	2023	Cyprus	82	93	175				
Emma Hess	2024	Clearfield	95	95	190				
Rilee Godfrey	2022	Layton	93	94	187				
Jacie Moffat	2022	Clearfield	91	83	174				
Taigen Worthington	2022	Layton	87	94	181				
Abbie Koch	2022	Bingham	86	85	171				

### CUT LINE

Bailee Carrigan	2023	Copper Hills	95	95	95			11TH PLACE
Kailee Walker	2024	Copper Hills	100	100	99			
Larissa Veal	2022	Copper Hills	99	99	100			
Fiti Drifill	2023	Copper Hills	104	104	102			
Rachel Franco	2022	Copper Hills	102	102				
Bella Hunt	2023	Copper Hills	124	124	396		396	
Taigen Worthington	2022	Layton	87	87	87			12TH PLACE
Rilee Godfrey	2022	Layton	93	93	93			
Claire Huff	2022	Layton	114	114	104			
Abigail Johnson	2022	Layton	117	117	113			
Addison Cannon	2025	Layton	104	104				
Ruby Archibald	2024	Layton	113	113	397		397	
Jacie Moffat	2022	Clearfield	91	91	91			13TH PLACE
Emma Hess	2024	Clearfield	95	95	95			
Cameron Moffat	2024	Clearfield	100	100	100			
Kennedy Slagle	2022	Clearfield	112	112	112			
Bre Brough	2024	Clearfield	119	119				
Alia Kynaston	2023	Clearfield	118	118	398			



# Golf - Girls 6A - Team Scores



## 6A Girls Golf High School State Championship



### Stonebridge Golf Club

Abbie Koch	2022	<i>Bingham</i>	86	86	86	14TH PLACE
Morgan Ives	2024	<i>Bingham</i>	113	113	103	
Maddie Horsley	2023	<i>Bingham</i>	117	117	109	
Mya Thompson	2024	<i>Bingham</i>	110	110	110	
Jenna Claybaugh	2022	<i>Bingham</i>	103	103		
Telea Bloomfield	2023	<i>Bingham</i>	109	109	408	
Madalin Chandra	2023	<i>Cyprus</i>	82	82	82	15th PLACE
Mia Mageras	2022	<i>Cyprus</i>	101	101	101	
Caitlyn Arnold	2022	<i>Cyprus</i>	137	137	137	
Maddie White	2023	<i>Cyprus</i>	WD	0	140	
Savannah Watkins	2023	<i>Cyprus</i>	143	143		
Makaylee Wilberg	2022	<i>Cyprus</i>	140	140	460	

### INDIVIDUALS

						Individual
Adley Nelson	2025	<i>Lone Peak</i>	80		80	
Brenda Castillo	2022	<i>Hunter</i>	100		100	
Natalie Johnson	2022	<i>Hunter</i>	112		112	
Dakota Good	2022	<i>Kearns</i>	124		124	
Annika Thorstensen	2022	<i>Roy</i>	123		123	
Elena Lapana	2023	<i>Granger</i>	130		130	
Allison King	2023	<i>Hunter</i>	115		115	
CC Banz	2022	<i>West</i>	81		81	
Lucy Falkner	2022	<i>West</i>	115		115	
Tori Tye	2022	<i>Taylorville</i>	113		113	
Aleah Olson	2023	<i>Mountain Ridge</i>	120		120	

# Golf - Girls 6A - Individual Scores



## 6A Girls Golf High School State Championship



Stonebridge Golf Club

May 9-10, 2022

### Individual Results

PLACE	FIRST	Last	Grad Yr	School	Day 1	Day 2	FINAL
<b>1</b>	Berlin	Long	2022	Lone Peak	70	74	144
<b>2</b>	Aadyn	Long	2025	Lone Peak	70	77	147
<b>3</b>	Millie	Terrion	2022	Herriman	76	74	150
<b>4</b>	Jane	Olson	2022	Riverton	72	82	154
<b>5</b>	Victoria	Romney	2023	Corner Canyon	79	79	158
<b>6</b>	Lily	Shin	2024	American Fork	78	82	160
<b>T7</b>	Eliza	Zolman	2022	Lone Peak	79	82	161
<b>T7</b>	Madalyn	Hadley	2024	Fremont	82	79	161
<b>9</b>	Cheyene	Hansen	2022	Davis	79	83	162
<b>T10</b>	Alyssa	Meadows	2024	Corner Canyon	79	85	164
<b>T10</b>	Remi	Rawlings	2025	Weber	85	79	164
	12 Maycee	Dehlin	2023	Herriman	80	85	165
	13 Adley	Nelson	2025	Lone Peak	80	86	166
	14 Maura	Hawkes	2023	Farmington	77	90	167
	15 CC	Banz	2022	West	81	87	168
	16 Tayler	Butler	2022	Fremont	83	86	169
	17 Abbie	Koch	2022	Bingham	86	85	171
	18 Sydney	Richards	2023	Farmington	85	87	172
	<b>T19</b> Carly	Belliston	2022	Lone Peak	83	91	174
	<b>T19</b> Jacie	Moffat	2022	Clearfield	91	83	174
	<b>21</b> Madalin	Chandra	2023	Cyprus	82	93	175
	<b>T22</b> Audrey	Crump	2023	Herriman	82	94	176
	<b>T22</b> Quinn	Shupe	2022	Davis	82	94	176
	<b>T22</b> Olivia	Davenport	2025	Davis	92	84	176
	<b>T25</b> Hunter	Gledhill	2024	Riverton	86	91	177
	<b>T25</b> Izzy	Rawlings	2023	Weber	91	86	177
	<b>T27</b> Meagan	King	2022	Lone Peak	90	89	179
	<b>T27</b> Bridgette	Volk	2022	Davis	89	90	179
	<b>T29</b> Bella	Boman	2022	Corner Canyon	90	91	181
	<b>T29</b> Taigen	Worthington	2022	Layton	87	94	181
	<b>T31</b> Hannah	Karras	2022	Davis	94	89	183
	<b>T31</b> Lily	Bates	2022	Fremont	91	92	183
	<b>33</b> Megan	Wood	2022	Lone Peak	93	91	184
	<b>34</b> Rilee	Godfrey	2022	Layton	93	94	187
	<b>35</b> Laney	Ross	2023	Corner Canyon	91	98	189

# Golf - Girls 6A - Individual Scores



## 6A Girls Golf High School State Championship



### Stonebridge Golf Club

T36	Abby	Lewis	2023	Davis	101	89	190
T36	Emma	Hess	2024	Clearfield	95	95	190
38	Meagan	Carter	2023	Pleasant Grove	93	98	191
T39	Alex	Floor	2022	Herriman	87	105	192
T39	Susan	Tiffner	2025	Fremont	94	98	192
41	Savannah	Peay	2022	Pleasant Grove	103	90	193
42	Bailee	Carrigan	2023	Copper Hills	95	99	194
43	Sadie	Scoville	2022	Pleasant Grove	95	100	195
44	Kayci	Wells	2024	Riverton	100	96	196
45	Jacey	Hilton	2024	Riverton	104	93	197
T46	Maddie	Gibson	2025	Fremont	96	102	198
T46	Samantha	Messerly	2024	Weber	104	94	198
48	Abby	Brady	2022	Corner Canyon	98	101	199
49	Oakley	Woodland	2022	Weber	106	97	203
T50	Aubi	Eaves	2023	Farmington	95	109	204
T50	Paige	Olsen	2022	Farmington	106	98	204
T50	Bryn	Adams	2024	American Fork	100	104	204
53	Rya	Williams	2022	Weber	107	101	208
T54	Hallie	Sant	2025	Herriman	101	108	209
T54	Laila	Rowe	2023	Corner Canyon	102	107	209
T56	Eden	Page	2023	Farmington	102	108	210
T56	Rylee	Durfey	2022	Pleasant Grove	101	109	210
T58	Lexie	Anderson	2022	Fremont	105	106	211
T58	Savanna	Meyers	2023	Weber	110	101	211
T58	Estelle	Stevens	2022	Pleasant Grove	103	108	211
61	Miya	Sharp	2023	American Fork	105	107	212
62	Sarah	Osguthorpe	2022	Pleasant Grove	106	110	216
63	Shayla	Clayton	2024	American Fork	100	118	218
64	Natalie	Anderson	2022	American Fork	110	113	223
65	Nicole	Figueroa	2024	Herriman	111	114	225
66	Maddie	Baugh	2023	Farmington	116	110	226
67	Bethany	Brady	2024	American Fork	110	117	227
68	Melia	Weiss	2022	Riverton	122	121	243
69	Braelyn	Proctor	2022	Riverton	126	121	247

# Lacrosse - Boys 4A


## 2022 UHSAA • Mountain America Credit Union 4A Boys Lacrosse State Tournament

Seed	First Round May 19 at Home Sites	Quarterfinals May 21 at Home Sites	Semifinals May 25 at Judge Memorial HS	Finals May 27 at Zions Bank Stadium
------	--	--	--	---

Presented by:



**MOUNTAIN AMERICA**  
CREDIT UNION



**Green Canyon**

4A State Champion

3:00pm




Simply Different  
www.agraria.com




# Lacrosse - Boys 5A

## 2022 UHSAA • Mountain American Credit Union 5A Boys Lacrosse State Championship



Presented By:



**MOUNTAIN AMERICA**  
CREDIT UNION



5A State Champion




The higher seed is the HOME TEAM



# Lacrosse - Boys 6A

## 2022 UHSAA • Mountain American Credit Union 6A Boys Lacrosse State Championship




The higher seed is the HOME TEAM

# Lacrosse - Girls 4A

## 2022 UHSAA • Mountain America Credit Union 4A Girls Lacrosse State Tournament

Seed	First Round May 19 at Home Sites	Quarterfinals May 21 at Home Sites	Semifinals May 24 at Judge Memorial HS	Finals May 26 at Zions Bank Stadium
------	--	--	--	---

Presented by:



**MOUNTAIN AMERICA**  
CREDIT UNION



**Bear River**

4A State Champion  
3:00pm



Simply Different  
www.agraria.com



# Lacrosse - Girls 5A

## 2022 UHSAA • Mountain American Credit Union 5A Girls Lacrosse State Championship



Presented By:



**MOUNTAIN AMERICA**  
CREDIT UNION



**Olympus**

6A State Champion




The higher seed is the HOME TEAM



# Lacrosse - Girls 6A

## 2022 UHSAA • Mountain American Credit Union 6A Girls Lacrosse State Championship



Presented By:



**MOUNTAIN AMERICA**  
CREDIT UNION



**Mountain Ridge**

6A State Champion

1 Skyridge	9
2 Mountain Ridge	11




The higher seed is the HOME TEAM



# Soccer - Boys 2A

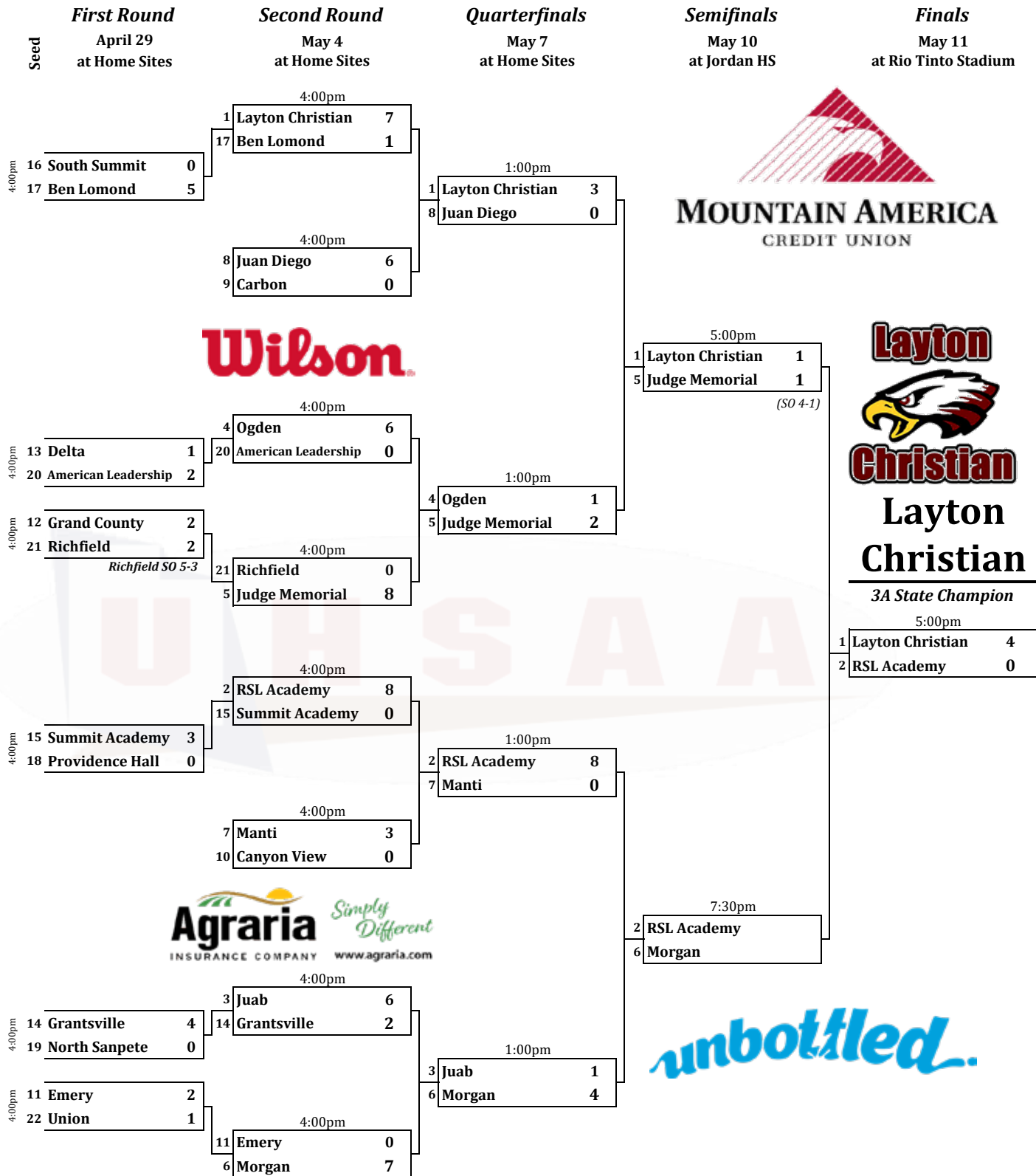
## 2022 UHSAA • Mountain America Credit Union 2A Boys Soccer State Championship



The higher seed is the HOME TEAM

# Soccer - Boys 3A

## 2022 UHSAA • Mountain America Credit Union 3A Boys Soccer State Championship



The higher seed is the HOME TEAM

# Soccer - Boys 4A


## 2022 UHSAA • Mountain America Credit Union 4A Boys Soccer State Championship



The higher seed is the HOME TEAM

# Soccer - Boys 5A

## 2022 UHSAA • Mountain America Credit Union 5A Boys Soccer State Tournament




The higher seed is the HOME TEAM







# Soccer - Girls 2A

## 2021 UHSAA/Mountain America Credit Union 2A Girls Soccer State Tournament



# Soccer - Girls 3A

## 2021 UHSAA/Mountain America Credit Union 3A Girls Soccer State Tournament



**MOUNTAIN AMERICA**  
CREDIT UNION



**Ogden**

3A State Champion




The higher seed is the HOME TEAM



# Soccer - Girls 4A


## 2021 UHSAA/Mountain America Credit Union 4A Girls Soccer State Tournament



The higher seed is the HOME TEAM  
RETURN TO MAIN MENU PAGE

# Soccer - Girls 5A

## 2021 UHSAA/Mountain America Credit Union 5A Girls Soccer State Tournament




The higher seed is the HOME TEAM


# Soccer - Girls 6A

## 2021 UHSAA/Mountain America Credit Union 6A Girls Soccer State Tournament

Seed	First Round October 7 at Home Sites	Second Round October 12 at Home Sites	Quarterfinals October 14 at Home Sites	Semifinals October 19 at Juan Diego HS	Finals October 22 at Rio Tinto Stadium
------	---	---	--	--	--



Presented By:



**MOUNTAIN AMERICA**  
CREDIT UNION



**RIVERTON**  
SILVER WOLVES

**Riverton**

6A State Champion  
3-1



11:00am



**MOUNTAIN AMERICA**  
CREDIT UNION

The higher seed is the HOME TEAM



RETURN TO MAIN MENU PAGE

# Softball - 2A

## 2022 UHSAA • Mountain America Credit Union 2A Softball State Championship


May 7 at POD Sites • May 12-14 at Spanish Fork Softball Complex


<b>SEED</b>	Sat. May 7 @ POD Sites Play-In Games	<b>SEED</b>	Sat. May 7 @ POD Sites Games 1-8 & 16-19	Thursday, May 12 Games 9-12, 20-25	Friday, May 13 Games 13-15, 26-28	Saturday, May 14 Games 29, 30 & 31
-------------	---	-------------	---	---------------------------------------	--------------------------------------	---------------------------------------

<i>at #1 Seed</i>		<i>at #1 Seed</i>		<i>Quarterfinals</i>		<i>Semifinals</i>		<i>Finals</i>	
16	Wayne	16	North Summit	1	Duchesne	13	1	Duchesne	10
17	North Summit	23	Altamont	8	Altamont	4	5	Parowan	0
Play-In Game 10:00am		Game 1 12:30pm P1		Game 9 10:00am F3		Game 13 10:00am F3		Game 15 3:00pm F3	
<i>at #2 Seed</i>		<i>at #2 Seed</i>		<i>Quarterfinals</i>		<i>Semifinals</i>		<i>Finals</i>	
2	Enterprise	19	Rowland Hall	2	Enterprise	11	2	Enterprise	11
15	Rowland Hall	0	South Sevier	7	South Sevier	0	3	Beaver	1
Game 5 12:30pm P3		Game 6 3:00pm P3		Game 11 12:15pm F3		Game 14 10:00am F4		Game 29 10:00am F4	
<i>at #3 Seed</i>		<i>at #3 Seed</i>		<i>Quarterfinals</i>		<i>Semifinals</i>		<i>Finals</i>	
3	Beaver	10	Millard	3	Beaver	5	6	Millard	0
14	Millard	0	Kanab	6	Millard	2	Game 28 3:00pm		
Game 7 11:00am P4		Game 8 1:15pm P4		Game 12 12:15pm F4		Game 26 12:30pm		Game 30 12:30pm F4	
<i>at #4 Seed</i>		<i>at #4 Seed</i>		<i>Quarterfinals</i>		<i>Semifinals</i>		<i>Finals</i>	
4	Gunnison Valley	15	Piute	4	Gunnison Valley	5	2	Enterprise	5
13	Piute	0	Panguitch	5	Parowan	10	1	Duchesne	2
Game 3 11:00am P2		Game 4 1:15pm P2		Game 10 10:00am F4		Game 14 10:00am F4		Game 15 3:00pm F3	
<i>at #1 Seed</i>		<i>at #1 Seed</i>		<i>Quarterfinals</i>		<i>Semifinals</i>		<i>Finals</i>	
1	Millard	2	San Juan	1	Parowan	1	1	Duchesne	5
16	San Juan	16	So. Sevier	12	So. Sevier	1	2	Enterprise	4
Game 16 5:30pm		Game 20 2:30pm		Game 7:00pm		Game 26 12:30pm		Game 30 12:30pm F4	
<i>at #2 Seed</i>		<i>at #2 Seed</i>		<i>Quarterfinals</i>		<i>Semifinals</i>		<i>Finals</i>	
2	Enterprise	19	Rowland Hall	6	No. Sevier	2	3	Beaver	22
15	Rowland Hall	0	No. Sevier	21	No. Sevier	2	4	Gunnison	12
Game 5 12:30pm P3		Game 6 3:00pm P3		Game 22 4:45pm		Game 27 12:30pm		Game 29 10:00am F4	
<i>at #3 Seed</i>		<i>at #3 Seed</i>		<i>Quarterfinals</i>		<i>Semifinals</i>		<i>Finals</i>	
3	Beaver	10	Millard	4	Kanab	4	Game 28 3:00pm		
14	Millard	0	Kanab	7	Altamont	5	Game 31 12:30pm F4		
Game 7 11:00am P4		Game 8 1:15pm P4		Game 23 4:45pm		Game 29 10:00am F4		Game 31 12:30pm F4	
<i>at #4 Seed</i>		<i>at #4 Seed</i>		<i>Quarterfinals</i>		<i>Semifinals</i>		<i>Finals</i>	
4	Gunnison Valley	15	Piute	14	Piute	10	Game 28 3:00pm		
13	Piute	0	Panguitch	8	Panguitch	8	Game 29 10:00am F4		
Game 3 11:00am P2		Game 4 1:15pm P2		Game 21 2:30pm		Game 27 12:30pm		Game 30 12:30pm F4	

**Presented by:**  **MOUNTAIN AMERICA CREDIT UNION**

 **Duchesne**  
2A State Champion

2	Enterprise	1	4
1	Duchesne	2	5

Game 31, If necessary, will be played at 2:30pm

**unbottled.**  
**Agraria** Simply Different  
INSURANCE COMPANY www.agraria.com

**Wilson**

**UHSAA**

P=Pod Number  
F=Field Number

~ In case of inclement weather, games will be played in the order they appear on the bracket.

**The Higher seed will be the Home Team**






# Softball - 4A

## 2022 UHSAA • Mountain America Credit Union 4A Softball State Championship Super Regional • May 13 & 14 at Home Sites

Bracket Play - May 18 & 19 at Canyons Softball Complex - St. George • Finals - May 20 & 21 at Dixie State University



Presented by:

**MOUNTAIN AMERICA**  
CREDIT UNION

**Super Regionals**  
May 13 & 14  
Home Sites  
Best of 3

Bracket Play		Finals
May 18 Games 1-8	May 19 Games 9-13	May 20 & 21 Best of 3

1 **Bear River**  
BYE

2 **Crimson Cliffs**  
BYE

3 **Ridgeline**  
BYE

4 **Snow Canyon**  
G1-5/13 4:00pm  
G2-5/14 11:00am  
G3-5/14 (If Ness.)

13 **Logan**  
G1-SC 19-1, G2-SC 19-0

5 **Hurricane**  
G1-5/13 4:00pm  
G2-5/14 11:00am  
G3-5/14 (If Ness.)

12 **Pine View**  
G1-HT 9-2, G2-HT 13-3

6 **Sky View**  
G1-5/13 4:00pm  
G2-5/14 11:00am  
G3-5/14 (If Ness.)

11 **Cedar**  
G1-CR 9-7, G2-SV 9-4,  
G3-CR 11-3

7 **Dixie**  
G1-5/13 4:00pm  
G2-5/14 11:00am  
G3-5/14 (If Ness.)

10 **Green Canyon**  
G1-DF 10-0, G2-DF 12-11

8 **Mountain Crest**  
G1-5/13 4:00pm  
G2-5/14 11:00am  
G3-5/14 (If Ness.)

9 **Desert Hills**  
G1-MC 4-2, G2-DH 10-8,  
G3-DH 2-0

RE-SEED AFTER  
SUPER REGIONALS



**BRACKET 1**

1 <b>Bear River</b> 6		1 <b>Bear River</b> 8	
G2-5/18-12:00pm-Field 2			
11 <b>Cedar</b> 3		5 <b>Hurricane</b> 1	
		G8-5/18-2:30pm-Field 2	
4 <b>Snow Canyon</b> 4		1 <b>Bear River</b> 5	
		G12-5/19-12:30pm-Field 1	
5 <b>Hurricane</b> 6		5 <b>Hurricane</b> 1	
		G1-5/18-12:00pm-Field 1	
11 <b>Cedar</b> 1		4 <b>Snow Canyon</b> 4	
		G14-5/19-2:30pm-Field 1	
4 <b>Snow Canyon</b> 3		4 <b>Snow Canyon</b> 5	
		G6-5/18-2:30pm-Field 1	
		G9-5/19-10:30am-Field 1	
		(If Necessary)	



**Ridgeline**

4A State Champion

Game 1 of Series  
Ridgeline 3  
Bear River 2

Game 2 of Series  
Ridgeline 8  
Bear River 2

**BRACKET 2**

2 <b>Crimson Cliffs</b> 13		2 <b>Crimson Cliffs</b> 1	
		G3-5/18-12:00pm-Field 5	
9 <b>Desert Hills</b> 3		3 <b>Ridgeline</b> 15	
		G7-5/18-2:30pm-Field 4	
3 <b>Ridgeline</b> 10		3 <b>Ridgeline</b> 5	
		G4-5/18-12:00pm-Field 4	
7 <b>Dixie</b> 0		2 <b>Crimson Cliffs</b> 6	
		G11-5/19-12:30pm-Field 5	
9 <b>Desert Hills</b> 14		2 <b>Crimson Cliffs</b> 5	
		G10-5/19-10:30am-Field 5	
3 <b>Ridgeline</b> 10		9 <b>Desert Hills</b> 2	
		G5-5/18-2:30pm-Field 5	
7 <b>Dixie</b> 1		7 <b>Dixie</b> 1	
		G13-5/19-2:30pm-Field 5	
		(If Necessary)	



The Higher seed will be the Home Team

In best of three series, the "If Necessary" games, home team will be decided by a coin toss.




# Softball - 5A

## 2022 UHSAA • Mountain America Credit Union - 5A Softball State Championships

First Round - May 13 at Home Sites • Regionals - May 14 & 16 at Home Sites • Super Regionals - May 19 & 20 at Home Sites

Bracket Play - May 24 & 25 at Cottonwood Complex • Finals - May 26 & 27 at Brigham Young University



Presented by:

**MOUNTAIN AMERICA**  
CREDIT UNION

First Round  
May 13  
Home Sites  
Single Elimination  
4:00pm

Play-In Game for  
the 32/33 Seeds  
at 17 Seed Home

32 Highland 17  
33 Provo 2  
1:30pm

17 Payson 16  
32 Highland 0

18 Maple Mountain 15  
31 Cottonwood 5

19 Northridge 10  
30 Jordan 2

20 Tooele 16  
29 Park City 1

21 Skyline 8  
28 Brighton 2

22 Alta 17  
27 Hillcrest 5

23 Timpview 17  
26 Mountain View 2

24 Olympus 1  
25 Woods Cross 13

Regionals  
May 14 & 16  
Home Sites  
Best of 3

RE-SEED AFTER  
FIRST ROUND

9 Timpanogos

G1-5/14 1:00pm  
G2-5/16 3:30pm  
G3-5/16 (If Ness.)

25 Woods Cross  
G1-TT 7-4, G2-TT 8-6

10 Stansbury

G1-5/14 1:00pm  
G2-5/16 3:30pm  
G3-5/16 (If Ness.)

23 Timpview  
G1-SS 6-1, G2-SS 12-4

11 Box Elder

G1-5/14 1:00pm  
G2-5/16 3:30pm  
G3-5/16 (If Ness.)

22 Alta  
G1-BE 12-2, G2-BE 10-3

12 Cedar Valley

G1-5/14 1:00pm  
G2-5/16 3:30pm  
G3-5/16 (If Ness.)

21 Skyline  
G1-CV 18-3, G2-CV 14-3

13 Orem

G1-5/14 1:00pm  
G2-5/16 3:30pm  
G3-5/16 (If Ness.)

20 Tooele  
G1-TB 4-2, G2-TB 12-0

14 East

G1-5/14 1:00pm  
G2-5/16 3:30pm  
G3-5/16 (If Ness.)

19 Northridge  
G1-EL 3-2, G2-EL 5-4

15 Viewmont

G1-5/14 1:00pm  
G2-5/16 3:30pm  
G3-5/16 (If Ness.)

18 Maple Mountain  
G1-VV 17-7, G2-VV 12-5

16 Murray

G1-5/14 1:00pm  
G2-5/16 3:30pm  
G3-5/16 (If Ness.)

17 Payson  
G1-PL 18-2, G2-PL 22-5

Super Regionals  
May 19 & 20  
Home Sites  
Best of 3

RE-SEED AFTER  
REGIONALS

1 Spanish Fork

G1-5/19 4:00pm  
G2-5/20 3:30pm  
G3-5/20 (If Ness.)

20 Tooele  
G1-SF 11-6, G2-SF 12-1

2 Bonneville

G1-5/19 4:00pm  
G2-5/20 3:30pm  
G3-5/20 (If Ness.)

17 Payson  
G1-PL 4-3, G2-BL 14-6  
G3-BL 28-14

3 Uintah

G1-5/19 4:00pm  
G2-5/20 3:30pm  
G3-5/20 (If Ness.)

15 Viewmont  
G1-UU 21-13,  
G2-UU 11-1

4 Bountiful

G1-5/19 4:00pm  
G2-5/20 3:30pm  
G3-5/20 (If Ness.)

14 East  
G1-BR 8-0, G2-BR 10-0

5 Wasatch

G1-5/19 4:00pm  
G2-5/20 3:30pm  
G3-5/20 (If Ness.)

12 Cedar Valley

G1-WW 11-6,  
G2-WW 12-2

6 Springville

G1-5/19 4:00pm  
G2-5/20 3:30pm  
G3-5/20 (If Ness.)

11 Box Elder  
G1-SR 11-4, G2-SR 9-8

7 Lehi

G1-5/19 4:00pm  
G2-5/20 3:30pm  
G3-5/20 (If Ness.)

10 Stansbury  
G1-LP 9-4, G2-LP 11-0

8 Salem Hills

G1-5/19 4:00pm  
G2-5/20 3:30pm  
G3-5/20 (If Ness.)

9 Timpanogos  
G1-TT 11-3, G2-TT 12-6

Bracket Play  
May 24 Games 1-8  
May 25 Games 9-14  
May 26 & 27 Best of 3

RE-SEED AFTER  
SUPER REGIONALS



BRACKET 1

1 Spanish Fork 9

G2-5/24-10:30am-Field 1

9 Timpanogos 0

G1-5/24-10:30am-Field 2

4 Bountiful 2

G1-5/24-10:30am-Field 2

5 Wasatch 3

G1-5/24-10:30am-Field 2

9 Timpanogos 4

G6-5/24-12:30pm-Field 1

4 Bountiful 10

G6-5/24-12:30pm-Field 1

1 Spanish Fork 9

G8-5/24-12:30pm-Field 2

5 Wasatch 0

G9-5/25-10:30am-Field 2

5 Wasatch 4

G9-5/25-10:30am-Field 2

4 Bountiful 9

G14-5/25-2:30pm-Field 2  
(If Necessary)

BRACKET 2

2 Bonneville 0

G3-5/24-10:30am-Field 3

7 Lehi 1

G4-5/24-10:30am-Field 4

3 Uintah 7

G4-5/24-10:30am-Field 4

6 Springville 3

G5-5/24-12:30pm-Field 3

2 Bonneville 1

G5-5/24-12:30pm-Field 3

6 Springville 10

G5-5/24-12:30pm-Field 3

7 Lehi 7

G7-5/24-12:30pm-Field 4

7 Lehi 3

G7-5/24-12:30pm-Field 4

3 Uintah 3

G10-5/25-10:30am Field 4

6 Springville 7

G11-5/25-12:30pm-Field 4

7 Lehi 4

G13-5/25-2:30pm-Field 4  
(If Necessary)

6 Springville 2

G13-5/25-2:30pm-Field 4  
(If Necessary)

unbottled.

Wilson

The Higher seed will be the Home Team

In best of three series, the "If Necessary" games, home team will be decided by a coin toss.



Spanish Fork

5A State  
Champion

Game 1 of Series  
Spanish Fork 15  
Lehi 2


Game 2 of Series  
Spanish Fork 4  
Lehi 0

G15-5/26-4:00pm  
G16-5/27-11:00am  
G17-5/27-4:00pm (If Ness.)



# Softball - 6A

2022 UHSAA • Mountain America Credit Union • 6A Softball State Championships  
 Regional - May 14 & 16 • Super Regional - May 19 & 20 @ Home Sites  
 Bracket Play - May 24 & 25 at Cottonwood Complex • Finals - May 26 & 27 at Brigham Young University



Presented by:

**MOUNTAIN AMERICA**  
CREDIT UNION

**Regional**  
May 14 & 16  
Home Sites  
Best of 3

**Super Regional**  
May 19 & 20  
Home Sites  
Best of 3

Bracket Play		Finals
May 24 Games 1-8	May 25 Games 9-14	May 26 & 27 Best of 3

- 16 Taylorsville**  
G1-5/14 11:00am  
G2-5/16 3:30pm  
G3-5/16 (If Ness.)
- 17 Hunter**  
G1-TW 6-5, G2-HW 7-6,  
G3-TW 6-5
- 9 Cyprus**  
G1-5/14 1:00pm  
G2-5/16 3:30pm  
G3-5/16 (If Ness.)
- 24 Kearns**  
G1-CP 13-0, G2-CP 18-1
- 12 Copper Hills**  
G1-5/14 1:00pm  
G2-5/16 3:30pm  
G3-5/16 (If Ness.)
- 21 Clearfield**  
G1-CF 13-4, G2-CH 13-2,  
G3-CH 8-7
- 13 West Jordan**  
G1-5/14 1:00pm  
G2-5/16 3:30pm  
G3-5/16 (If Ness.)
- 20 Roy**  
G1-WJ 9-8, G2-WJ 11-8
- 14 Layton**  
G1-5/14 1:00pm  
G2-5/16 3:30pm  
G3-5/16 (If Ness.)
- 19 Herriman**  
G1-LL 6-5, G2-HM 9-8,  
G3-HM 8-0
- 11 Pleasant Grove**  
G1-5/14 1:00pm  
G2-5/16 3:30pm  
G3-5/16 (If Ness.)
- 22 Syracuse**  
G1-PG 11-3, G2-PG 14-0
- 10 Weber**  
G1-5/14 1:00pm  
G2-5/16 3:30pm  
G3-5/16 (If Ness.)
- 23 Corner Canyon**  
G1-WW 16-0,  
G2-WW 16-1
- 15 Lone Peak**  
G1-5/14 1:00pm  
G2-5/16 3:30pm  
G3-5/16 (If Ness.)
- 18 Davis**  
G1-LP 1-0, G2-LP 2-1

- RE-SEED AFTER REGIONALS
- 1 Riverton**  
G1-5/19 4:00pm  
G2-5/20 3:30pm  
G3-5/20 (If Ness.)
  - 19 Herriman**  
G1-RS 15-0, G2-RS 11-0
  - 2 Skyridge**  
G1-5/19 4:00pm  
G2-5/20 3:30pm  
G3-5/20 (If Ness.)
  - 16 Taylorsville**  
G1-SF 14-4, G2-SF 14-0
  - 3 Bingham**  
G1-5/19 4:00pm  
G2-5/20 3:30pm  
G3-5/20 (If Ness.)
  - 15 Lone Peak**  
G1-BM 11-1, G2-BM 11-1
  - 4 Fremont**  
G1-5/19 4:00pm  
G2-5/20 3:30pm  
G3-5/20 (If Ness.)
  - 13 West Jordan**  
G1-FS 6-1, FS 7-5
  - 5 Mountain Ridge**  
G1-5/19 4:00pm  
G2-5/20 3:30pm  
G3-5/20 (If Ness.)
  - 12 Copper Hills**  
G1-MR 10-8, G2-MR 16-8
  - 6 West**  
G1-5/19 4:00pm  
G2-5/20 3:30pm  
G3-5/20 (If Ness.)
  - 11 Pleasant Grove**  
G1-WP 10-9,  
G2-WP 13-10
  - 7 Farmington**  
G1-5/19 4:00pm  
G2-5/20 3:30pm  
G3-5/20 (If Ness.)
  - 10 Weber**  
G1-WW 4-3, G2-WW 6-0
  - 8 Westlake**  
G1-5/19 4:00pm  
G2-5/20 3:30pm  
G3-5/20 (If Ness.)
  - 9 Cyprus**  
G1-WT 7-3, G2-CP 21-3,  
G3-CP 11-4

RE-SEED AFTER SUPER REGIONALS

**BRACKET 1**

<b>1 Riverton</b> 12	<b>10 Weber</b> 0	<b>4 Fremont</b> 8	<b>5 Mountain Ridge</b> 7	<b>10 Weber</b> 5	<b>5 Mountain Ridge</b> 10
G2-5/24-3:00pm-Field 1	G8-5/24-5:00pm-Field 2	G1-5/24-3:00pm-Field 2	G1-5/24-3:00pm-Field 2	G9-5/25-10:30am-Field 1	G6-5/24-5:00pm-Field 1
<b>1 Riverton</b> 5	<b>4 Fremont</b> 0	<b>4 Fremont</b> 12	<b>5 Mountain Ridge</b> 2	<b>1 Riverton</b> 10	<b>4 Fremont</b> 0
G12-5/25-12:30pm-Field 1	G12-5/25-12:30pm-Field 1	G14-5/25-2:30pm-Field 1	G14-5/25-2:30pm-Field 1	<b>1 Riverton</b> Bracket 1 Winner	(If Necessary)
<b>1 Riverton</b> 10	<b>4 Fremont</b> 0	<b>5 Mountain Ridge</b> 10	<b>5 Mountain Ridge</b> 10	G15-5/26-7:00pm	G16-5/27-1:30pm
<b>6 West</b> 6	<b>6 West</b> 2	<b>6 West</b> 9	<b>6 West</b> 12	G17-5/27-7:00pm (If Ness.)	<b>6 West</b> Bracket 2 Winner
<b>2 Skyridge</b> 16	<b>9 Cyprus</b> 12	<b>3 Bingham</b> 8	<b>6 West</b> 6	<b>2 Skyridge</b> 3	<b>3 Bingham</b> 1
G3-5/24-3:00pm-Field 3	G7-5/24-5:00pm-Field 4	G4-5/24-3:00pm-Field 4	G11-5/25-12:30pm-Field 3	<b>2 Skyridge</b> 1	<b>3 Bingham</b> 5
<b>2 Skyridge</b> 3	<b>3 Bingham</b> 1	<b>6 West</b> 6	<b>6 West</b> 2	<b>6 West</b> 2	<b>6 West</b> 2
G7-5/24-5:00pm-Field 4	G10-5/25-10:30am-Field 3	G11-5/25-12:30pm-Field 3	G13-5/25-2:30pm-Field 3	<b>6 West</b> 2	<b>6 West</b> 2
<b>3 Bingham</b> 8	<b>6 West</b> 6	<b>6 West</b> 9	<b>6 West</b> 12	<b>6 West</b> 2	<b>6 West</b> 2
G4-5/24-3:00pm-Field 4	G11-5/25-12:30pm-Field 3	G13-5/25-2:30pm-Field 3	<b>6 West</b> 12	<b>6 West</b> 2	<b>6 West</b> 2
<b>3 Bingham</b> 5	<b>6 West</b> 2	<b>6 West</b> 9	<b>6 West</b> 12	<b>6 West</b> 2	<b>6 West</b> 2
G9-5/25-10:30am-Field 1	G13-5/25-2:30pm-Field 3	<b>6 West</b> 9	<b>6 West</b> 12	<b>6 West</b> 2	<b>6 West</b> 2
<b>3 Bingham</b> 5	<b>6 West</b> 2	<b>6 West</b> 9	<b>6 West</b> 12	<b>6 West</b> 2	<b>6 West</b> 2
G10-5/25-10:30am-Field 3	G13-5/25-2:30pm-Field 3	<b>6 West</b> 9	<b>6 West</b> 12	<b>6 West</b> 2	<b>6 West</b> 2
<b>3 Bingham</b> 5	<b>6 West</b> 2	<b>6 West</b> 9	<b>6 West</b> 12	<b>6 West</b> 2	<b>6 West</b> 2
G10-5/25-10:30am-Field 3	G13-5/25-2:30pm-Field 3	<b>6 West</b> 9	<b>6 West</b> 12	<b>6 West</b> 2	<b>6 West</b> 2
<b>3 Bingham</b> 5	<b>6 West</b> 2	<b>6 West</b> 9	<b>6 West</b> 12	<b>6 West</b> 2	<b>6 West</b> 2
G10-5/25-10:30am-Field 3	G13-5/25-2:30pm-Field 3	<b>6 West</b> 9	<b>6 West</b> 12	<b>6 West</b> 2	<b>6 West</b> 2
<b>3 Bingham</b> 5	<b>6 West</b> 2	<b>6 West</b> 9	<b>6 West</b> 12	<b>6 West</b> 2	<b>6 West</b> 2
G10-5/25-10:30am-Field 3	G13-5/25-2:30pm-Field 3	<b>6 West</b> 9	<b>6 West</b> 12	<b>6 West</b> 2	<b>6 West</b> 2
<b>3 Bingham</b> 5	<b>6 West</b> 2	<b>6 West</b> 9	<b>6 West</b> 12	<b>6 West</b> 2	<b>6 West</b> 2
G10-5/25-10:30am-Field 3	G13-5/25-2:30pm-Field 3	<b>6 West</b> 9	<b>6 West</b> 12	<b>6 West</b> 2	<b>6 West</b> 2
<b>3 Bingham</b> 5	<b>6 West</b> 2	<b>6 West</b> 9	<b>6 West</b> 12	<b>6 West</b> 2	<b>6 West</b> 2
G10-5/25-10:30am-Field 3	G13-5/25-2:30pm-Field 3	<b>6 West</b> 9	<b>6 West</b> 12	<b>6 West</b> 2	<b>6 West</b> 2
<b>3 Bingham</b> 5	<b>6 West</b> 2	<b>6 West</b> 9	<b>6 West</b> 12	<b>6 West</b> 2	<b>6 West</b> 2
G10-5/25-10:30am-Field 3	G13-5/25-2:30pm-Field 3	<b>6 West</b> 9	<b>6 West</b> 12	<b>6 West</b> 2	<b>6 West</b> 2
<b>3 Bingham</b> 5	<b>6 West</b> 2	<b>6 West</b> 9	<b>6 West</b> 12	<b>6 West</b> 2	<b>6 West</b> 2
G10-5/25-10:30am-Field 3	G13-5/25-2:30pm-Field 3	<b>6 West</b> 9	<b>6 West</b> 12	<b>6 West</b> 2	<b>6 West</b> 2
<b>3 Bingham</b> 5	<b>6 West</b> 2	<b>6 West</b> 9	<b>6 West</b> 12	<b>6 West</b> 2	<b>6 West</b> 2
G10-5/25-10:30am-Field 3	G13-5/25-2:30pm-Field 3	<b>6 West</b> 9	<b>6 West</b> 12	<b>6 West</b> 2	<b>6 West</b> 2
<b>3 Bingham</b> 5	<b>6 West</b> 2	<b>6 West</b> 9	<b>6 West</b> 12	<b>6 West</b> 2	<b>6 West</b> 2
G10-5/25-10:30am-Field 3	G13-5/25-2:30pm-Field 3	<b>6 West</b> 9	<b>6 West</b> 12	<b>6 West</b> 2	<b>6 West</b> 2
<b>3 Bingham</b> 5	<b>6 West</b> 2	<b>6 West</b> 9	<b>6 West</b> 12	<b>6 West</b> 2	<b>6 West</b> 2
G10-5/25-10:30am-Field 3	G13-5/25-2:30pm-Field 3	<b>6 West</b> 9	<b>6 West</b> 12	<b>6 West</b> 2	<b>6 West</b> 2
<b>3 Bingham</b> 5	<b>6 West</b> 2	<b>6 West</b> 9	<b>6 West</b> 12	<b>6 West</b> 2	<b>6 West</b> 2
G10-5/25-10:30am-Field 3	G13-5/25-2:30pm-Field 3	<b>6 West</b> 9	<b>6 West</b> 12	<b>6 West</b> 2	<b>6 West</b> 2
<b>3 Bingham</b> 5	<b>6 West</b> 2	<b>6 West</b> 9	<b>6 West</b> 12	<b>6 West</b> 2	<b>6 West</b> 2
G10-5/25-10:30am-Field 3	G13-5/25-2:30pm-Field 3	<b>6 West</b> 9	<b>6 West</b> 12	<b>6 West</b> 2	<b>6 West</b> 2
<b>3 Bingham</b> 5	<b>6 West</b> 2	<b>6 West</b> 9	<b>6 West</b> 12	<b>6 West</b> 2	<b>6 West</b> 2
G10-5/25-10:30am-Field 3	G13-5/25-2:30pm-Field 3	<b>6 West</b> 9	<b>6 West</b> 12	<b>6 West</b> 2	<b>6 West</b> 2
<b>3 Bingham</b> 5	<b>6 West</b> 2	<b>6 West</b> 9	<b>6 West</b> 12	<b>6 West</b> 2	<b>6 West</b> 2
G10-5/25-10:30am-Field 3	G13-5/25-2:30pm-Field 3	<b>6 West</b> 9	<b>6 West</b> 12	<b>6 West</b> 2	<b>6 West</b> 2
<b>3 Bingham</b> 5	<b>6 West</b> 2	<b>6 West</b> 9	<b>6 West</b> 12	<b>6 West</b> 2	<b>6 West</b> 2
G10-5/25-10:30am-Field 3	G13-5/25-2:30pm-Field 3	<b>6 West</b> 9	<b>6 West</b> 12	<b>6 West</b> 2	<b>6 West</b> 2
<b>3 Bingham</b> 5	<b>6 West</b> 2	<b>6 West</b> 9	<b>6 West</b> 12	<b>6 West</b> 2	<b>6 West</b> 2
G10-5/25-10:30am-Field 3	G13-5/25-2:30pm-Field 3	<b>6 West</b> 9	<b>6 West</b> 12	<b>6 West</b> 2	<b>6 West</b> 2
<b>3 Bingham</b> 5	<b>6 West</b> 2	<b>6 West</b> 9	<b>6 West</b> 12	<b>6 West</b> 2	<b>6 West</b> 2
G10-5/25-10:30am-Field 3	G13-5/25-2:30pm-Field 3	<b>6 West</b> 9	<b>6 West</b> 12	<b>6 West</b> 2	<b>6 West</b> 2
<b>3 Bingham</b> 5	<b>6 West</b> 2	<b>6 West</b> 9	<b>6 West</b> 12	<b>6 West</b> 2	<b>6 West</b> 2
G10-5/25-10:30am-Field 3	G13-5/25-2:30pm-Field 3	<b>6 West</b> 9	<b>6 West</b> 12	<b>6 West</b> 2	<b>6 West</b> 2
<b>3 Bingham</b> 5	<b>6 West</b> 2	<b>6 West</b> 9	<b>6 West</b> 12	<b>6 West</b> 2	<b>6 West</b> 2
G10-5/25-10:30am-Field 3	G13-5/25-2:30pm-Field 3	<b>6 West</b> 9	<b>6 West</b> 12	<b>6 West</b> 2	<b>6 West</b> 2
<b>3 Bingham</b> 5	<b>6 West</b> 2	<b>6 West</b> 9	<b>6 West</b> 12	<b>6 West</b> 2	<b>6 West</b> 2
G10-5/25-10:30am-Field 3	G13-5/25-2:30pm-Field 3	<b>6 West</b> 9	<b>6 West</b> 12	<b>6 West</b> 2	<b>6 West</b> 2
<b>3 Bingham</b> 5	<b>6 West</b> 2	<b>6 West</b> 9	<b>6 West</b> 12	<b>6 West</b> 2	<b>6 West</b> 2
G10-5/25-10:30am-Field 3	G13-5/25-2:30pm-Field 3	<b>6 West</b> 9	<b>6 West</b> 12	<b>6 West</b> 2	<b>6 West</b> 2
<b>3 Bingham</b> 5	<b>6 West</b> 2	<b>6 West</b> 9	<b>6 West</b> 12	<b>6 West</b> 2	<b>6 West</b> 2
G10-5/25-10:30am-Field 3	G13-5/25-2:30pm-Field 3	<b>6 West</b> 9	<b>6 West</b> 12	<b>6 West</b> 2	<b>6 West</b> 2
<b>3 Bingham</b> 5	<b>6 West</b> 2	<b>6 West</b> 9	<b>6 West</b> 12	<b>6 West</b> 2	<b>6 West</b> 2
G10-5/25-10:30am-Field 3	G13-5/25-2:30pm-Field 3	<b>6 West</b> 9	<b>6 West</b> 12	<b>6 West</b> 2	<b>6 West</b> 2
<b>3 Bingham</b> 5	<b>6 West</b> 2	<b>6 West</b> 9	<b>6 West</b> 12	<b>6 West</b> 2	<b>6 West</b> 2
G10-5/25-10:30am-Field 3	G13-5/25-2:30pm-Field 3	<b>6 West</b> 9	<b>6 West</b> 12	<b>6 West</b> 2	<b>6 West</b> 2
<b>3 Bingham</b> 5	<b>6 West</b> 2	<b>6 West</b> 9	<b>6 West</b> 12	<b>6 West</b> 2	<b>6 West</b> 2
G10-5/25-10:30am-Field 3	G13-5/25-2:30pm-Field 3	<b>6 West</b> 9	<b>6 West</b> 12	<b>6 West</b> 2	<b>6 West</b> 2
<b>3 Bingham</b> 5	<b>6 West</b> 2	<b>6 West</b> 9	<b>6 West</b> 12	<b>6 West</b> 2	<b>6 West</b> 2
G10-5/25-10:30am-Field 3	G13-5/25-2:30pm-Field 3	<b>6 West</b> 9	<b>6 West</b> 12	<b>6 West</b> 2	<b>6 West</b> 2
<b>3 Bingham</b> 5	<b>6 West</b> 2	<b>6 West</b> 9	<b>6 West</b> 12	<b>6 West</b> 2	<b>6 West</b> 2
G10-5/25-10:30am-Field 3	G13-5/25-2:30pm-Field 3	<b>6 West</b> 9	<b>6 West</b> 12	<b>6 West</b> 2	<b>6 West</b> 2
<b>3 Bingham</b> 5	<b>6 West</b> 2	<b>6 West</b> 9	<b>6 West</b> 12	<b>6 West</b> 2	<b>6 West</b> 2
G10-5/25-10:30am-Field 3	G13-5/25-2:30pm-Field 3	<b>6 West</b> 9	<b>6 West</b> 12	<b>6 West</b> 2	<b>6 West</b> 2
<b>3 Bingham</b> 5	<b>6 West</b> 2	<b>6 West</b> 9	<b>6 West</b> 12	<b>6 West</b> 2	<b>6 West</b> 2
G10-5/25-10:30am-Field 3	G13-5/25-2:30pm-Field 3	<b>6 West</b> 9	<b>6 West</b> 12	<b>6 West</b> 2	<b>6 West</b> 2
<b>3 Bingham</b> 5	<b>6 West</b> 2	<b>6 West</b> 9	<b>6 West</b> 12	<b>6 West</b> 2	<b>6 West</b> 2
G10-5/25-10:30am-Field 3	G13-5/25-2:30pm-Field 3	<b>6 West</b> 9	<b>6 West</b> 12	<b>6 West</b> 2	<b>6 West</b> 2
<b>3 Bingham</b> 5	<b>6 West</b> 2	<b>6 West</b> 9	<b>6 West</b> 12	<b>6 West</b> 2	<b>6 West</b> 2
G10-5/25-10:30am-Field 3	G13-5/25-2:30pm-Field 3	<b>6 West</b> 9	<b>6 West</b> 12	<b>6 West</b> 2	<b>6 West</b> 2
<b>3 Bingham</b> 5	<b>6 West</b> 2	<b>6 West</b> 9	<b>6 West</b> 12	<b>6 West</b> 2	<b>6 West</b> 2
G10-5/25-10:30am-Field 3	G13-5/25-2:30pm-Field 3	<b>6 West</b> 9	<b>6 West</b> 12	<b>6 West</b> 2	<b>6 West</b> 2
<b>3 Bingham</b> 5	<b>6 West</b> 2	<b>6 West</b> 9	<b>6 West</b> 12	<b>6 West</b> 2	<b>6 West</b> 2
G10-5/25-10:30am-Field 3	G13-5/25-2:30pm-Field 3	<b>6 West</b> 9	<b>6 West</b> 12	<b>6 West</b> 2	<b>6 West</b> 2
<b>3 Bingham</b> 5	<b>6 West</b> 2	<b>6 West</b> 9	<b>6 West</b> 12	<b>6 West</b> 2	<b>6 West</b> 2
G10-5/25-10:30am-Field 3	G13-5/25-2:30pm-Field 3	<b>6 West</b> 9	<b>6 West</b> 12	<b>6 West</b> 2	<b>6 West</b> 2
<b>3 Bingham</b> 5	<b>6 West</b> 2	<b>6 West</b> 9	<b>6 West</b> 12	<b>6 West</b> 2	<b>6 West</b> 2
G10-5/25-10:30am-Field 3	G13-5/25-2:30pm-Field 3	<b>6 West</b> 9	<b>6 West</b> 12	<b>6 West</b> 2	<b>6 West</b> 2
<b>3 Bingham</b> 5	<b>6 West</b> 2	<b>6 West</b> 9	<b>6 West</b> 12	<b>6 West</b> 2	<b>6 West</b> 2
G10-5/25-10:30am-Field 3	G13-5/25-2:30pm-Field 3	<b>6 West</b> 9	<b>6 West</b> 12	<b>6 West</b> 2	<b>6 West</b> 2
<b>3 Bingham</b> 5	<b>6 West</b> 2	<b>6 West</b> 9	<b>6 West</b> 12	<b>6 West</b> 2	<b>6 West</b> 2
G10-5/25-10:30am-Field 3	G13-5/25-2:30pm-Field 3	<b>6 West</b> 9	<b>6 West</b> 12	<b>6 West</b> 2	<b>6 West</b> 2
<b>3 Bingham</b> 5	<b>6 West</b> 2	<b>6 West</b> 9	<b>6 West</b> 12	<b>6 West</b> 2	<b>6 West</b> 2
G10-5/25-10:30am-Field 3	G13-5/25-2:30pm-Field 3	<b>6 West</b> 9	<b>6 West</b> 12	<b>6 West</b> 2	<b>6 West</b> 2
<b>3 Bingham</b> 5	<b>6 West</b> 2	<b>6 West</b> 9	<b>6 West</b> 12	<b>6 West</b> 2	<b>6 West</b> 2
G10-5/25-10:30am-Field 3	G13-5/25-2:30pm-				

# Swimming - 3A

## Scores - Women

### Women - Team Rankings - Through Event 22

1. Judge Memorial High School	316	2. Carbon High School	210
3. Millard High School	185	4. Juan Diego Catholic High School	170
5. Ogden High School	166	6. Canyon View High School	161
7. Emery High School	154	8. Rowland Hall High School	102
9. Grand County High School	96	10. Union High School	94
11. Richfield High School	84	12. North Summit High School	74
13. Morgan High School	60	14. South Summit High School	44
14. Grantsville High School	44	16. North Sanpete High School	43
17. Juab High School	34	18. Ben Lomond High School	33
19. America Leadership Academy	28	20. Manti High School	24
21. Maeser Prep Academy High School	20	22. Saint Joseph High School	18
23. Beaver High School	6	24. Gunnison Valley High School	4

## Scores - Men

### Men - Team Rankings - Through Event 22

1. Judge Memorial High School	332	2. Canyon View High School	322
3. Juan Diego Catholic High School	194	4. Union High School	184
5. Grand County High School	146	6. Richfield High School	129
7. Rowland Hall High School	119	8. Millard High School	107
9. Ogden High School	105	10. Carbon High School	104
11. South Summit High School	85	12. Morgan High School	62
13. Emery High School	48	14. Saint Joseph High School	42
15. North Sanpete High School	31	16. South Sevier High School	29
17. North Summit High School	28	18. Ben Lomond High School	18
19. Beaver High School	17	20. America Leadership Academy	14
21. Juab High School	13	22. Gunnison Valley High School	9
23. Manti High School	8		

For Complete Results Click [HERE](#)

# Swimming - 4A

## 2022 4A State Championships - 2/11/2022 to 2/12/2022

### Results

#### Scores - Women

##### Women - Team Rankings - Through Event 22

1. Ridgeline High School	306	2. Snow Canyon High School	283
3. Sky View High School	249	4. Cedar City High School	237
5. Green Canyon High School	182	6. Crimson Cliffs High School	163
7. Mountain Crest High School	136	8. Desert Hills High School	124
9. Logan High School	106	10. Pine View High School	100
11. Bear River High School	72	12. Hurricane High School	26
13. Dixie High School	12		

#### Scores - Men

##### Men - Team Rankings - Through Event 22

1. Sky View High School	353	2. Cedar City High School	273.5
3. Crimson Cliffs High School	251	4. Desert Hills High School	201
5. Green Canyon High School	200	6. Ridgeline High School	189
7. Snow Canyon High School	158.5	8. Dixie High School	138
9. Mountain Crest High School	78	10. Hurricane High School	68
11. Bear River High School	55	12. Logan High School	49
13. Pine View High School	20		

For Complete Results Click [HERE](#)

# Swimming - 5A Girls

## 2022 5A State Championships - 2/18/2022 to 2/19/2022

### Team Rankings - Through Event 22

#### Women - Team Scores

Place	School		Points
1	Olympus High School	Olympus High School	287
2	Skyline High School	Skyline High School	218
3	Timpview High School	Timpview High School	202
4	Park City High School	Park City High School	157
5	Brighton High School	Brighton High School	153
6	Wasatch High School	Wasatch High School	149
7	Spanish Fork High School	Spanish Fork High School	117
8	Highland High School	Highland High School	111.50
9	Cottonwood High School	Cottonwood High School	101
10	Viewmont High School	Viewmont High School	81.50
11	Provo High School	Provo High School	75
12	Alta High School	Alta High School	64
13	Springville High School	Springville High School	60
14	Timpanogos High School	Timpanogos High School	50
15	Murray High School	Murray High School	49
16	Woods Cross High School	Woods Cross High School	47
17	Bonneville High School	Bonneville High School	40
18	Salem Hills High School	Salem Hills High School	36
19	Bountiful High School	Bountiful High School	34
19	Maple Mountain High School	Maple Mountain High School	34
21	Box Elder High School	Box Elder High School	30
22	Payson High School	Payson High School	25
23	Lehi High School	Lehi High School	18
24	Orem High School	Orem High School	4
25	East High School	East High School	3
26	Mountain View High School	Mountain View High School	2
<b>Total</b>			<b>2,148.00</b>

For Complete Results Click [HERE](#)

# Swimming - 5A Boys

## 2022 5A State Championships - 2/18/2022 to 2/19/2022

### Team Rankings - Through Event 22

#### Men - Team Scores

Place	School		Points
1	Olympus High School	Olympus High School	427.50
2	Skyline High School	Skyline High School	301
3	Brighton High School	Brighton High School	180
4	Spanish Fork High School	Spanish Fork High School	121
4	Timpview High School	Timpview High School	121
6	Park City High School	Park City High School	111
7	Lehi High School	Lehi High School	101
8	Wasatch High School	Wasatch High School	93
8	Springville High School	Springville High School	93
10	Alta High School	Alta High School	77
11	Highland High School	Highland High School	68
12	Jordan High School	Jordan High School	67
13	Provo High School	Provo High School	58
14	Cottonwood High School	Cottonwood High School	55
15	Payson High School	Payson High School	50
16	Box Elder High School	Box Elder High School	43
16	Woods Cross High School	Woods Cross High School	43
18	Murray High School	Murray High School	34
19	Cedar Valley High School	Cedar Valley High School	33.50
20	Mountain View High School	Mountain View High School	11
20	Hillcrest High School	Hillcrest High School	11
22	Viewmont High School	Viewmont High School	9
23	Stansbury High School	Stansbury High School	8
24	Bountiful High School	Bountiful High School	6
<b>Total</b>			<b>2,122.00</b>

For Complete Results Click [HERE](#)

# Swimming - 6A Girls

## 2022 6A State Championships - 2/18/2022 to 2/19/2022

### Team Rankings - Through Event 22

#### Women - Team Scores

Place	School	Points
1	Lone Peak High School	388
2	West High School	214
3	American Fork High School	195
4	Mountain Ridge High School	162
5	Davis High School	129
6	Skyridge High School	125
7	Pleasant Grove High School	114
8	Copper Hills High School	107
9	Kearns High School	95
10	Layton High School	90
11	Corner Canyon High School	88
12	Westlake High School	81
13	Herriman High School	75
14	Riverton High School	72
15	Weber High School	71
16	Farmington High School	53
17	Bingham High School	30
18	Syracuse High School	26
18	Fremont High School	26
20	Cyprus High School	21
21	Hunter High School	4
<b>Total</b>		<b>2,166.00</b>

For Complete Results Click [HERE](#)



# Swimming - 6A Boys

## 2022 6A State Championships - 2/18/2022 to 2/19/2022


### Team Rankings - Through Event 22

#### Men - Team Scores

Place	School	Points
1	American Fork High School	232
2	Corner Canyon High School	198
3	West High School	159
4	Skyridge High School	155
5	Syracuse High School	154
6	Hunter High School	151
7	Mountain Ridge High School	135
8	Kearns High School	130
9	Pleasant Grove High School	117
10	Westlake High School	105
11	Davis High School	85
12	Herriman High School	83
13	Riverton High School	67
14	Lone Peak High School	57
15	Layton High School	56
16	Cyprus High School	55
17	Farmington High School	43
18	Roy High School	42
19	Bingham High School	31
20	Taylorville High School	26
21	Fremont High School	25
22	Weber High School	17
<b>Total</b>		<b>2,123.00</b>

For Complete Results Click [HERE](#)

# Tennis - Boys 3A



**MOUNTAIN AMERICA**  
CREDIT UNION

## 2022 3A Boys Tennis Championships Team Scores


School	Total	1st Singles				2nd Singles				3rd Singles				1st Doubles				2nd Doubles			
		Rd 1	Rd 2	Semis	Finals	Rd 1	Rd 2	Semis	Finals	Rd 1	Rd 2	Semis	Finals	Rd 1	Rd 2	Semis	Finals	Rd 1	Rd 2	Semis	Finals
Waterford	21	1	1	2	2	1	1			1				1	1	2	2	1	1	2	2
Rowland Hall	20	1	1	2		1	1	2	2	1	1	2		1	1	2		1	1		
Ogden	11	1				1	1	2		1	1	2	2								
Grantsville	10	1	1			1				1	1			1				1	1	2	
Juab	7	1	1			1	1			1				1	1						
Morgan	5					1				1				1	1			1			
South Sevier	5	1				1				1	1							1			
American Heritage	3	1				1												1			
North Sanpete	3													1				1	1		
Manti	2									1				1							
Richfield	2													1				1			
Gunnison Valley	1	1																			
Ben Lomond																					
Canyon View																					
Carbon																					
Delta																					
Draper APA																					
Grand County																					
Juan Diego Catholic																					
Judge Memorial																					
Maeser Prep																					
Providence Hall																					
San Juan																					
St. Joseph																					
Telos																					
Union																					
Wasatch Academy																					

3A Individual Champions	1st Singles State Champion	2nd Singles State Champion	3rd Singles State Champion	1st Doubles State Champions	2nd Doubles State Champions
		Lalith Suresh <i>Waterford</i>	Eric Lu <i>Rowland Hall</i>	Spencer Christensen <i>Ogden</i>	Preston Jenkins Dawson Jenkins <i>Waterford</i>

For Complete Brackets Click [HERE](#)



# Tennis - Boys 4A



**MOUNTAIN AMERICA**  
CREDIT UNION

## 2022 4A Boys Tennis Championships Team Scores

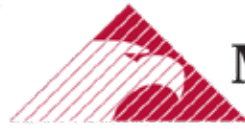
School	Total	1st Singles				2nd Singles				3rd Singles				1st Doubles				2nd Doubles			
		Rd 1	Rd 2	Semis	Finals	Rd 1	Rd 2	Semis	Finals	Rd 1	Rd 2	Semis	Finals	Rd 1	Rd 2	Semis	Finals	Rd 1	Rd 2	Semis	Finals
Crimson Cliffs	11	1	2	2	1	2	2	1										1	1	2	2
Green Canyon	11							1	2		1	2		1	2	2	2	1	1	2	
Ridgeline	11	1			1			1	2	2	1			1	2			1			
Snow Canyon	5										1	2	2					1	1		
Desert Hills	4	1			1	2												1			
Pine View	3	1	2															1			
Dixie	2				1			1										1			
Logan	2										1			1							
Cedar	1													1				1	1		
Bear River																					
Hurricane																					
Mountain Crest																					
Sky View																					

<b>4A Individual Champions</b>	<i>1st Singles State Champion</i>	<i>2nd Singles State Champion</i>	<i>3rd Singles State Champion</i>	<i>1st Doubles State Champions</i>	<i>2nd Doubles State Champions</i>
	Liam Duffin <i>Crimson Cliffs</i>	Luke Jolley <i>Crimson Cliffs</i>	Ayden Rupp <i>Ridgeline</i>	Braden Koch Bryce Jensen <i>Snow Canyon</i>	Zach Crane Carson Shakespear <i>Green Canyon</i>

For Complete Brackets Click [HERE](#)



# Tennis - Boys 5A



**MOUNTAIN AMERICA**  
CREDIT UNION


## 2022 5A Boys Tennis Championships Team Scores

School	Total	1st Singles				2nd Singles				3rd Singles				1st Doubles				2nd Doubles			
		Rd 1	Rd 2	Semis	Finals	Rd 1	Rd 2	Semis	Finals	Rd 1	Rd 2	Semis	Finals	Rd 1	Rd 2	Semis	Finals	Rd 1	Rd 2	Semis	Finals
Skyline	21	1				1	1	2		1	1	2		1	1	2	2	1	1	2	2
Brighton	20	1	1	2	2	1	1	2	2	1	1	2	2	1				1			
Woods Cross	10	1	1	2		1				1	1			1				1	1		
Olympus	5													1	1	2		1			
Orem	5									1				1	1			1	1		
Alta	4	1	1			1	1														
Salem Hills	4					1	1							1	1						
Springville	4	1								1	1			1							
Wasatch	4																	1	1	2	
Park City	3					1				1								1			
Highland	2					1				1											
Jordan	2	1	1																		
Lehi	2	1												1							
Timview	2									1								1			
Bountiful	1					1															
Viewmont	1	1																			
Bonneville																					
Box Elder																					
Cedar Valley																					
Cottonwood																					
East																					
Hillcrest																					
Maple Mountain																					
Mountain View																					
Murray																					
Northridge																					
Payson																					
Provo																					
Spanish Fork																					
Stansbury																					
Timpanogos																					
Tooele																					
Uintah																					

5A Individual Champions	1st Singles State Champion	2nd Singles State Champion	3rd Singles State Champion	1st Doubles State Champions	2nd Doubles State Champions
		Hardy Owen <i>Brighton</i>	Parker Hopkin <i>Brighton</i>	Ty Parrish <i>Brighton</i>	Michael Cherchio Gunnar Wollar <i>Skyline</i>

For Complete Brackets Click [HERE](#)

# Tennis - Boys 6A



**MOUNTAIN AMERICA**  
CREDIT UNION

## 2022 6A Boys Tennis Championships Team Scores


School	Total	1st Singles				2nd Singles				3rd Singles				1st Doubles				2nd Doubles			
		Rd 1	Rd 2	Semis	Finals	Rd 1	Rd 2	Semis	Finals	Rd 1	Rd 2	Semis	Finals	Rd 1	Rd 2	Semis	Finals	Rd 1	Rd 2	Semis	Finals
American Fork	24	1	1	2	2	1	1	2	2	1	1	2	2	1	1			1	1	2	
Lone Peak	16	1				1				1	1			1	1	2	2	1	1	2	2
Corner Canyon	11	1				1	1			1	1	2		1	1	2					
Farmington	11	1	1	2		1	1	2		1				1	1						
Weber	4	1								1	1							1			
Bingham	3	1	1			1															
Fremont	3					1	1			1											
Riverton	3	1								1				1							
Skyridge	3													1				1	1		
West	3	1	1			1															
Davis	2													1				1			
Layton	2																	1	1		
Syracuse	2					1								1							
Granger	1																	1			
Herriman	1																	1			
Mountain Ridge	1									1											
Clearfield																					
Copper Hills																					
Cyprus																					
Hunter																					
Kearns																					
Pleasant Grove																					
Roy																					
Taylorville																					
West Jordan																					
Westlake																					

6A Individual Champions	1st Singles State Champion	2nd Singles State Champion	3rd Singles State Champion	1st Doubles State Champions	2nd Doubles State Champions
		Caden Hasler <i>American Fork</i>	Griffin Karras <i>American Fork</i>	Antoni Ramon <i>American Fork</i>	Nate Ashton Abram Robbins <i>Lone Peak</i>

For Complete Brackets Click [HERE](#)



# Tennis - Girls 3A



**MOUNTAIN AMERICA**  
CREDIT UNION

## 2021 3A Girls Tennis Championships Team Scores

School	Total	1st Singles				2nd Singles				3rd Singles				1st Doubles				2nd Doubles			
		Rd 1	Rd 2	Semis	Finals	Rd 1	Rd 2	Semis	Finals	Rd 1	Rd 2	Semis	Finals	Rd 1	Rd 2	Semis	Finals	Rd 1	Rd 2	Semis	Finals
Morgan	19	1	1	2	2	1	1			1				1	1	2		1	1	2	2
Grantsville	18	1	1	2		1	1			1	1			1	1	2	2	1	1	2	
Carbon	9	1				1				1	1	2	2					1			
Maeser Prep	9					1	1	2	2	1				1				1			
Rowland Hall	8					1	1	2						1	1			1	1		
Judge Memorial	6	1	1											1	1			1	1		
Juan Diego	5					1				1	1	2									
Waterford	4	1	1			1												1			
Manti	3	1								1				1							
Juab	2									1	1										
Richfield	2	1												1							
Union	2									1				1							
Canyon View	1					1															
South Sevier	1																	1			
Wasatch Academy	1	1																			
American Heritage																					
Ben Lomond																					
Delta																					
Emery																					
Grand County																					
Gunnison Valley																					
Millard																					
North Sanpete																					
Ogden																					
South Summit																					

3A Individual Champions	1st Singles State Champion	2nd Singles State Champion	3rd Singles State Champion	1st Doubles State Champions	2nd Doubles State Champions
		<b>Katelyn Steel</b> <i>Morgan</i>	<b>Kelsey Ortega</b> <i>Maeser Prep</i>	<b>Lieke Verwie</b> <i>Carbon</i>	<b>Madison Bolinder</b> <b>Addie Butler</b> <i>Grantsville</i>

For Complete Brackets Click [HERE](#)

# Tennis - Girls 4A



**MOUNTAIN AMERICA**  
CREDIT UNION

## 2021 4A Girls Tennis Championships Team Scores


School	Total	1st Singles			2nd Singles			3rd Singles			1st Doubles			2nd Doubles		
		Rd 1	Semis	Finals	Rd 1	Semis	Finals	Rd 1	Semis	Finals	Rd 1	Semis	Finals	Rd 1	Semis	Finals
Green Canyon	21	1	2	2	1	2		1	2		1	2	2	1	2	2
Crimson Cliffs	10				1	2	2	1			1	2		1		
Desert Hills	9	1						1	2	2				1	2	
Bear River	3	1	2													
Ridgeline	3				1			1						1		
Dixie	1	1														
Logan	1				1											
Mountain Crest	1										1					
Sky View	1										1					
Cedar																
Hurricane																
Pine View																
Snow Canyon																

4A Individual Champions	1st Singles State Champion	2nd Singles State Champion	3rd Singles State Champion	1st Doubles State Champions	2nd Doubles State Champions
		<b>Bailey Huebner</b> <i>Green Canyon</i>	<b>Cami Stanger</b> <i>Crimson Cliffs</i>	<b>Brianna Hartman</b> <i>Desert Hills</i>	<b>Alice Wilkinson</b> <b>Olivia Phillips</b> <i>Green Canyon</i>

For Complete Brackets Click [HERE](#)



# Tennis - Girls 5A



**MOUNTAIN AMERICA**  
CREDIT UNION

## 2021 5A Girls Tennis Championships Team Scores

School	Total	1st Singles				2nd Singles				3rd Singles				1st Doubles				2nd Doubles			
		Rd 1	Rd 2	Semis	Finals	Rd 1	Rd 2	Semis	Finals	Rd 1	Rd 2	Semis	Finals	Rd 1	Rd 2	Semis	Finals	Rd 1	Rd 2	Semis	Finals
Highland	17	1	1	2		1				1	1	2		1	1			1	1	2	2
Woods Cross	17	1	1	2	2	1	1	2	2					1	1	2		1			
Timpview	14	1	1			1				1				1	1	2	2	1	1	2	
Park City	12	1	1			1	1			1	1	2	2					1	1		
Olympus	7	1				1	1	2						1				1			
Alta	5	1								1	1			1	1						
Salem Hills	5					1				1	1			1				1			
Springville	5					1	1							1				1	1		
Orem	2	1												1							
Skyline	2									1								1			
Brighton	1					1															
Lehi	1	1																			
Maple Mountain	1									1											
Spanish Fork	1									1											
Bonneville																					
Bountiful																					
Box Elder																					
Cedar Valley																					
Cottonwood																					
East																					
Hillcrest																					
Payson																					
Provo																					
Stansbury																					
Timpanogos																					
Tooele																					
Uintah																					
Viewmont																					
Wasatch																					

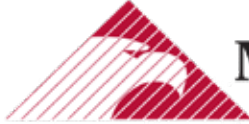
<b>5A Individual Champions</b>	<i>1st Singles State Champion</i>	<i>2nd Singles State Champion</i>	<i>3rd Singles State Champion</i>	<i>1st Doubles State Champions</i>	<i>2nd Doubles State Champions</i>
	Sage Bergeson <i>Woods Cross</i>	Emmy Richards <i>Woods Cross</i>	Reagan Harrison <i>Park City</i>	Emma Wilkinson Kylie Woods <i>Timpview</i>	Lacy Foulks Grace Harman <i>Highland</i>

For Complete Brackets Click [HERE](#)





# Tennis - Girls 6A



**MOUNTAIN AMERICA**  
CREDIT UNION

## 2021 6A Girls Tennis Championships Team Scores

School	Total	1st Singles				2nd Singles				3rd Singles				1st Doubles				2nd Doubles			
		Rd 1	Rd 2	Semis	Finals	Rd 1	Rd 2	Semis	Finals	Rd 1	Rd 2	Semis	Finals	Rd 1	Rd 2	Semis	Finals	Rd 1	Rd 2	Semis	Finals
Skyridge	20	1	1			1	1			1	1	2		1	1	2	2	1	1	2	2
Layton	16	1	1	2		1	1	2		1	1	2	2	1	1						
Lone Peak	9					1				1	1			1	1	2		1	1		
West	9	1				1	1	2	2	1								1			
American Fork	7	1				1								1				1	1	2	
Farmington	6	1	1							1	1							1	1		
Weber	6	1	1	2	2																
Bingham	4	1				1								1				1			
Davis	4					1	1			1								1			
Mountain Ridge	3									1				1				1			
Pleasant Grove	2													1	1						
Riverton	2									1				1							
Granger	1					1															
Herriman	1	1																			
Clearfield																					
Copper Hills																					
Corner Canyon																					
Cyprus																					
Fremont																					
Hunter																					
Kearns																					
Roy																					
Syracuse																					
Taylorville																					
West Jordan																					
Westlake																					

6A Individual Champions	1st Singles State Champion	2nd Singles State Champion	3rd Singles State Champion	1st Doubles State Champions	2nd Doubles State Champions
	Jane Dunyon <i>Weber</i>	Riya Soneji <i>West</i>	Tana Christopulos <i>Layton</i>	Savannah Johnson Kylee Sperry <i>Skyridge</i>	Kaia Sperry Naomi Johnson <i>Skyridge</i>

For Complete Brackets Click [HERE](#)



# Track & Field - 1A

## 2022 Utah UHSAA State Track & Field Championships

Clarence Robison Track - Brigham Young University

Provo, UT

May 19, 2022 - May 21, 2022

### Boy's 1A Team Scores

After 16 Events

Place	Team	Score
1.	Panguitch HS	122
2.	Milford HS	114
3.	Bryce Valley HS	81
4.	Water Canyon HS	51
5.	Manila HS	37
6.	Tabiona HS	37.5
7.	Monticello HS	34
8.	Altamont HS	32.5
9.	Rich HS	30
10.	Telos Academy	24
11.	Valley HS	16
12.	Piute HS	9
12.	Wendover HS	9
12.	Wayne HS	9
15.	Pinnacle HS	8
15.	Whitehorse HS	8
17.	Tintic HS	1

### Girl's 1A Team Scores

After 16 Events

Place	Team	Score
1.	Panguitch HS	161
2.	Milford HS	97
3.	Rich HS	78
4.	Monticello HS	76
5.	Altamont HS	62
6.	Bryce Valley HS	32
7.	Tabiona HS	24
8.	Valley HS	22
9.	Water Canyon HS	17
10.	Escalante HS	15
11.	Green River HS	12
12.	Whitehorse HS	6
13.	Piute HS	5
13.	Wayne HS	5
15.	Manila HS	4
16.	Monument Valley HS	3
16.	Mount Vernon Acader	3
18.	Tintic HS	1

For Complete Results Click [HERE](#)

# Track & Field - 1A

## *Boys Event Results*

100 meters — 1. Ethan Park, Tabiona, 11.79; 2. Ethan Hansen, Altamont, 11.81; 3. Bryson Acklin, Milford, 11.84; 4. Treyton Rose, Milford, 11.86; 5. Klyn Fullmer, Panguitch, 11.87; 6. Kyden Johnson, Water Canyon, 11.92; 7. Seth Fay, Telos, 11.96; 8. Max Parry, Rich, 12.16; 9. Nial Reay, Monticello, DNS.

200 meters — 1. Blake Barnes, Milford, 23.16; 2. Ethan Hansen, Altamont, 23.19; 3. Klyn Fullmer, Panguitch, 23.33; 4. Kyden Johnson, Water Canyon, 23.53; 5. Treyton Rose, Milford, 23.56; 6. Riley Carillo, Rich, 24.03; 7. Lorin Allred, Water Canyon, 24.40; 8. Tuck Davis, Manila, 24.54; 9. Layton Spencer, Valley, 24.55.

400 meters — 1. Blake Barnes, Milford, 50.88; 2. Riley Carillo, Rich, 51.98; 3. Miles Roberts, Bryce Valley, 52.21; 4. Treyton Rose, Milford, 52.51; 5. Tuck Davis, Manila, 53.29; 6. Layton Spencer, Valley, 53.59; 7. Randen Leslie, Bryce Valley, 53.62; 8. Boston Freestone, Monticello, 54.08; 9. Max Parry, Rich, 54.43.

800 meters — 1. Miles Roberts, Bryce Valley, 1:59.23; 2. Brock Syrett, Bryce Valley, 2:02.04; 3. Rulon Barlow, Water Canyon, 2:02.63; 4. Taiven Cluff, Milford, 2:05.29; 5. Boston Freestone, Monticello, 2:07.25; 6. Layton Spencer, Valley, 2:08.96; 7. Jesse Pettit, Monticello, 2:10.40; 8. Robby Levy, Telos, 2:11.81; 9. Manden Brown, Tintic, 2:12.61.

1,600 meters — 1. Brock Syrett, Bryce Valley, 4:36.48; 2. Taiven Cluff, Milford, 4:44.10; 3. Robby Levy, Telos, 4:47.19; 4. Ashton Arnold, Altamont, 4:48.80; 5. Rulon Barlow, Water Canyon, 4:49.58; 6. Theil Cooke, Water Canyon, 4:52.51; 7. Weston Manygoats, Whitehorse, 4:53.94; 8. Jesse Pettit, Monticello, 4:56.66; 9. Hunter Stewart, Milford, 5:01.03.

3,200 meters — 1. Brock Syrett, Bryce Valley, 10:08.41; 2. Robby Levy, Telos, 10:14.85; 3. Weston Manygoats, Whitehorse, 10:32.50; 4. Ashton Arnold, Altamont, 10:34.07; 5. Taiven Cluff, Milford, 10:36.29; 6. Theil Cooke, Water Canyon, 10:40.55; 7. Warren Spencer, Valley, 11:01.74; 8. Jesse Pettit, Monticello, 11:02.93.

110 hurdles — 1. Blake Barnes, Milford, 15.92; 2. Tyler Cox, Panguitch, 16.62; 3. Steele Browning, Manila, 17.04; 4. Tuck Davis, Manila, 17.1; 5. Kolt Bonner, Panguitch, 17.28; 6. Theron Evans, Panguitch, 17.85; 7. Patrick Hammon, Water Canyon, 18.09; 8. John Ahlstrom, Bryce Valley, 18.1; 9. Jarom Tew, Altamont, DQ.

300 hurdles — 1. Blake Barnes, Milford, 40.4; 2. Tuck Davis, Manila, 42.38; 3. Kolt Bonner, Panguitch, 42.84; 4. Tyler Cox, Panguitch, 42.93; 5. Treyton Rose, Milford, 43.01; 6. John Ahlstrom, Bryce Valley, 43.28; 7. Patrick Hammon, Water Canyon, 44.85; 8. Theron Evans, Panguitch, 45.98; 9. Jarom Tew, Altamont, 46.91.

4x100 relay — 1. Panguitch, 46.18; 2. Water Canyon, 46.34; 3. Rich, 46.56; 4. Milford, 46.95; 5. Telos, 46.98; 6. Altamont, 48.63; 7. Monticello, 49.90; 8. Bryce Valley, 52.25; 9. Whitehorse, 54.82.

4x400 relay — 1. Bryce Valley, 3:36.51; 2. Panguitch, 3:42.62; 3. Rich, 3:44.50; 4. Water Canyon, 3:45.91; 5. Milford, 3:47.80; 6. Telos, 3:56.36; 7. Monticello, 4:09.15; 8. Wayne, DNS

Sprint medley — 1. Bryce Valley, 3:41.13; 2. Water Canyon, 3:44.37; 3. Milford, 3:50.72; 4. Monticello, 3:50.77; 5. Panguitch, 3:56.74; 6. Altamont, 4:05.76; 7. Valley, 4:09.32; 8. Rich, 4:11.88.

High jump — 1. Chance Lazenby, Tabiona, 6'00; 2. Michael Schmitz, Pinnacle, 5'10; 3. Gavin Gonder, Manila, 5'10; 4. Kolt Bonner, Panguitch, 5'10; 5. Bret Heaton, Valley, 5'10; 6. (tie) Steele Browning, Manila; Boston Freestone, Monticello, 5'8; 8. Ethan White, Wayne, 5'6; 9. (tie) Mac Porter, Escalante; Cooper Snell, Tintic, 5'6.

# Track & Field - 1A

## *Boys Event Results*

Long jump — 1. Randen Leslie, Bryce Valley, 21'05; 2. Ethan White, Wyne, 20'03.25; 3. Ethan Park, Tabiona, 19'11.75; 4. Steele Browning, Manila, 19'09.75; 5. Robert Morrison, Monticello, 19'05.50; 6. Colton Barnes, Milford, 19'02.75; 7. Bret Heaton, Valley, 19'00.75; 8. Drayton Blackburn, Milford, 18'11.25.

Shot put — 1. Kyler Bennett, Panguitch, 44'00.00; 2. Tucker Chappell, Panguitch, 41'09.25; 3. Justen Beebe, Milford, 41'08.50; 4. Eli Brooks, Rich, 40'11.25; 5. Kota Bear, Wendover, 40'05.50; 6. Jed King, Piute, 39'11.25; 7. Klyn Fullmer, Panguitch, 38'11.00; 8. Robert Morrison, Monticello, 38'06.25; 9. Grayson Panas, Altamont, 38'05.75.

Discus — 1. Kyler Bennett, Panguitch, 141'7.25; 2. Tucker Chappell, Panguitch, 129'08; 3. Chance Lazenby, Tabiona, 112'10.25; 4. Kota Bear, Wendover, 111'05; 5. Rhyder Ambrose, Milford, 109'02.25; 6. Nial Reay, Monticello, 108'08; 7. Rusten Torgersen, Panguitch, 105'03; 8. Morgan Finicum, Milford, 104'03.25.

Javelin — 1. Kyler Bennett, Panguitch, 169'06.25; 2. Tucker Chappell, Panguitch, 152'09.00; 3. Jed King, Piute, 149'11.25; 4. Ethan Park, Tabiona, 141'08.00; 5. Logan Draper, Monticello, 136'06.50; 6. Drayton Blackburn, Milford, 136'02.25; 7. Robert Morrison, Monticello, 136'01.50; 8. Conner Fox, Tintic, 127'06.75; 9. Carl Finlinson, Panguitch, 126'05.75.

# Track & Field - 1A

## Girls Event Results

100 meters — 1. Aspen Thacker, Altamont, 13.2; 2. Violet Taylor, Rich, 13.21; 3. Alexa Walker, Milford, 13.59; 4. Taylor Lewis, Monticello, 13.65; 5. Debijeane Henrie, Panguitch, 13.92; 6. Kadee Harland, Panguitch, 13.97; 7. Abbie Rhoades, Tabiona, 13.99; 8. Alyssa Grange, Tintic, 14.14; 9. Sadie Adair, Monticello, 14.26.

200 meters — 1. Violet Taylor, Rich, 26.65; 2. Aspen Thacker, Altamont, 26.89; 3. Taylor Lewis, Monticello, 27.83; 4. Kadee Harland, Panguitch, 28.31; 5. Alexa Walker, Milford, 28.37; 6. Paige James, Milford, 28.48; 7. Abbie Rhoades, Tabiona, 28.56; 8. Brittney Lamborn, Rich, 28.58; Oaklee Woolsey, Panguitch, 29.21.

400 meters — 1. Aspen Thacker, Altamont, 1:01.37; 2. Tabetta Henrie, Panguitch, 1:01.92; 3. Brittney Lamborn, Rich, 1:03.09; 4. Hailie Wilcox, Panguitch, 1:05.55; 5. Amber Harker, Water Canyon, 1:06.42; 6. Amy Morgan, Piute, 1:07.84; 7. Mallory Henrie, Panguitch, 1:08.30; 8. Lyllian Robertson, Manila, 1:09.00; 9. Elisabeth Hegenbarth, Water Canyon, 1:15.45.

800 meters — 1. Adelaide Englestead, Panguitch, 2:29.43; 2. Lily Long, Monticello, 2:30.35; 3. Nya Jolley, Rich, 2:38.92; 4. Maddie Osterhout, Valley, 2:41.19; 5. MaKayla Jones, Wayne, 2:42.24; 6. Amber Harker, Water Canyon, 2:42.49; 7. Kennedy Carter, Altamont, 2:43.10; 8. Shandi Syrett, Bryce Valley, 2:43.57; 9. Lacey Marshall, Panguitch, 2:43.74.

1,600 meters — 1. Adelaide Englestead, Panguitch, 5:44.93; 2. Lily Long, Monticello, 5:52.59; 3. Maddie Osterhout, Valley, 6:04.70; 4. Bradi Gates, Bryce Valley, 6:05.38; 5. Shandi Syrett, Bryce Valley, 6:08.13; 6. Whytney Stoddard, Milford, 6:11.87; 7. Lilli Burton, Monticello, 6:14.94; 8. Saray White, Wayne, 6:19.07; 9. Ayla Carling, Monticello, 6:19.85.

3,200 meters — 1. Adelaide Englestead, Panguitch, 12:22.08; 2. Lily Long, Monticello, 12:22.99; 3. Lilli Burton, Monticello, 13:01.77; 4. Shandi Syrett, Bryce Valley, 13:03.14; 5. Lacey Marshall, Panguitch, 13:20.10; 6. Bradi Gates, Bryce Valley, 13:20.72; 7. Siri Syrett, Bryce Valley, 13:27.21; 8. Ayla Carling, Monticello, 13:27.26.

100 hurdles — 1. Violet Taylor, Rich, 16.20; 2. Paige James, Milford, 16.89; 3. Brynley Wunderlich, Milford, 17.25; 4. Kamree Albrecht, Panguitch, 17.76; 5. Kieran Mooney, Panguitch, 17.98; 6. Sadie Adair, Monticello, 18.10; 7. NayVee Williams, Milford, 18.13; 8. Tayleah Spaulding, Milford, 18.40; 9. Addi Allred, Tabiona, 19.20.

300 hurdles — 1. Violet Taylor, Rich, 48.44; 2. Paige James, Milford, 50.12; 3. Kieran Mooney, Panguitch, 50.68; 4. Brynley Wunderlich, Milford, 51.29; 5. Berlynn Black, Monticello, 51.31; 6. Hailie Wilcox, Panguitch, 51.73; 7. Lexie Palmer, Panguitch, 52.18; 8. Sadie Adair, Monticello, 53.54; 9. Tayleah Spaulding, Milford, 53.68.

4x100 relay — 1. Milford, 53.37; 2. Panguitch, 53.88; 3. Monticello, 55.65; 4. Altamont, 56.41; 5. Rich, 56.91; 6. Valley, 59.37; 7. Monument Valley, 1:01.72; 8. Whitehorse, 1:03.81; 9. Tabiona, DNS.

4x400 relay — 1. Panguitch, 4:28.00; 2. Rich, 4:31.61; 3. Altamont, 4:43.73; 4. Water Canyon, 4:44.74; 5. Monticello, 4:55.46; 6. Milford, 4:59.61; 7. Bryce Valley, 5:10.40.

Sprint medley — 1. Panguitch, 4:38.67; 2. Rich, 4:47.58; 3. Monticello, 4:48.64; 4. Water Canyon, 4:52.71; 5. Bryce Valley, 4:53.33; 6. Milford, 4:55.88; 7. Valley, 4:56.96; 8. Altamont, 5:15.22.

High jump — 1. Mikki Prows, Escalante, 4'11; 2. Berlynn Black, Monticello, 4'11; 3. Tabetta Henrie, Panguitch, 4'11; 4. Briannon Woolsey, Escalante, 4'09; 5. Emree Carter, Altamont, 4'09; 6. Lyllian Robertson, Manila, 4'05; 7. Brittney Heaton, Valley, 4'05; 8. Mika Andersen, Rich, 4'05.

# Track & Field - 1A

## *Girls Event Results*

Long jump — 1. Aspen Thacker, Altamont, 15'07.50; 2. Tabetha Henrie, Panguitch, 14'10.00; 3. Mira Platt, Bryce Valley, 14'09.25; 4. Brittney Lamborn, Rich, 14'08.50; 5. Mya Young, Valley, 14'06.00; 6. Hadly Hendersen, Tabiona, 13'10.50; 7. Amy Morgan, Piute, 13'09.75; 8. Ambria Lutz, Rich, 13'09.00; 9. Ambria Giles, Wayne, 13'07.50.

Shot put — 1. JaLeana Tsosie, Milford, 33'06.00; 2. NayVee Williams, Milford, 32'06.25; 3. Presley Willden, Milford, 32'03.75; 4. Shania Mitchell, Whitehorse, 31'10.25; 5. Erica Jenson, Altamont, 31'06.00; 6. Kaelynn Cox, Panguitch, 31'01.25; 7. Jenilee Keener, Green River, 30'09.25; 8. Donique Ateen, Monument Valley, 30'00.25.

Discus — 1. Abbie Rhoades, Tabiona, 108'06.25; 2. Alexis Allen, Panguitch, 105'10.75; 3. Hailee Eyre, Panguitch, 96'05.50; 4. Madie Rhoades, Tabiona, 90'09.75; 5. Kaelynn Cox, Panguitch, 90'01.00; 6. Mikenna Holm, Milford, 88'08.50; 7. BreAnne Taylor, Altamont, 86'02.75; 8. Brayli Frandsen, Panguitch, 85'02.75; 9. Jocelyn Certonio, Panguitch, 83'06.25.

Javelin — 1. Jenilee Keener, Green River, 117'07.50; 2. JaLeana Tsosie, Milford, 106'04.75; 3. Kadee Harland, Panguitch, 105'02.25; 4. Kaelynn Cox, Panguitch, 104'06; 5. Hailee Eyre, Panguitch, 100'10.75; 6. Saki Yoneda, Mount Vernon, 100'03.50; 7. Abbie Rhoades, Tabiona, 97'04; 8. Josslyn Griffin, Panguitch, 97'03.25.

# Track & Field - 2A

## 2022 Utah UHSAA State Track & Field Championships

Clarence Robison Track - Brigham Young University

Provo, UT

May 19, 2022 - May 21, 2022

### Boy's 2A Team Scores

After 16 Events

Place	Team	Score
1.	Millard HS	111
2.	Kanab HS	103
3.	Beaver HS	55.5
4.	South Sevier HS	53
5.	North Sevier HS	47.5
6.	Duchesne HS	44
7.	Gunnison Valley HS	42.5
8.	Enterprise HS	30
8.	North Summit HS	30
10.	San Juan HS	29
11.	Parowan HS	28
12.	American Heritage	15
13.	Maeser Prep Acad	14
14.	Rowland Hall	13
15.	Utah Military Acad	4
16.	Wasatch Academy	3.5
17.	Saint Joseph CHS	1

### Girl's 2A Team Scores

After 16 Events

Place	Team	Score
1.	North Summit HS	117
2.	Millard HS	113
3.	Kanab HS	75
4.	Parowan HS	65
5.	North Sevier HS	57
6.	Beaver HS	45
7.	Maeser Prep Acad	31
8.	Rowland Hall	20
9.	Gunnison Valley HS	18
10.	Saint Joseph CHS	16
11.	South Sevier HS	15
12.	Enterprise HS	14
13.	Duchesne HS	13
14.	San Juan HS	12
15.	American Heritage	10
16.	Wasatch Academy	2
17.	American Prep Acad	1

For Complete Results Click [HERE](#)

# Track & Field - 2A

## *Boys Event Results*

100 meters — 1. Travis Stewart, Kanab, 11.21; 2. Brooks Christensen, Millard, 11.55; 3. Braxton Price, South Sevier, 11.57; 4. Porter Marr, South Sevier, 11.59; 5. Mekhi Davis, Millard, 11.63; 6. Jet Hill, Gunnison, 11.65; 7. Dakota Maxfield, Millard, 11.71; 8. Zack Conway, San Juan, 11.75.

200 meters — 1. Travis Stewart, Kanab, 22.49; 2. Jet Hill, 23.31; 3. Dakota Maxfield, Millard, 23.31; 4. Porter Marr, South Sevier, 23.38; 5. Brooks Christensen, Millard, 23.48; 6. Braxton Price, South Sevier, 23.56; 7. Jason Carlisle, Parowan, 23.59; 8. Zack Conway, San Juan, 23.84.

400 meters — 1. Travis Stewart, Kanab, 49.88; 2. Dakota Maxfield, Millard, 51.27; 3. Jason Carlisle, Parowan, 51.57; 4. Ryker Johnson, North Summit, 52.32; 5. Jeddy Crittenden, Enterprise, 52.53; 6. Calder Moon, Duchesne, 52.59; 7. Logan Little, Kanab, 52.72; 8. Jake Smith, North Summit, 52.86.

800 meters — 1. Michael Ralphs, Millard, 2:01.48; 2. Calder Moon, Duchesne, 2:04.06; 3. Erick Robinson, South Sevier, 2:05.05; 4. Jason Cardon, Beaver, 2:05.36; 5. Jason Kerksiek, Beaver, 2:05.73; 6. Camden Moat, Millard, 2:06.47; 7. Isaac Allred, Maeser Prep, 2:06.91; 8. Ezra Shilling Rabin, Rowland Hall, 2:07.18.

1,600 meters — 1. Michael Ralphs, Millard, 4:32.69; 2. Camden Moat, Millard, 4:35.48; 3. Ezra Shilling Rabin, Rowland Hall, 4:38.25; 4. Jason Cardon, Beaver, 4:40.78; 5. Isaac Allred, Maeser Prep, 4:41.74; 6. Ben Ralphs, Millard, 4:45.75; 7. Cordell Cluff, Parowan, 4:46.69; 8. Rhet Woolstenhulme, North Summit, 4:47.56.

3,200 meters — 1. Michael Ralphs, Millard, 9:51.58; 2. Camden Moat, Millard, 10:09.04; 3. Ezra Shilling Rabin, 10:11.86; 4. Ben Ralphs, Millard, 10:23.09; 5. Josh Rust, North Summit, 10:24.92; 6. Tyson Brinkerhoff, Kanab, 10:31.99; 7. Edward Lyman, San Juan, 10:38.75; 8. Austin Edwards, Parowan, 10:41.65.

110 hurdles — 1. Tate Goble, North Sevier, 16.34; 2. Lewis Knecht, American Heritage, 16.38; 3. Saxton Unsworth, Kanab, 16.56; 4. Branon Torgerson, Duchesne, 16.63; 5. Jackson Clark, Kanab, 16.64; 6. Rider Allen, Kanab, 16.75; 7. Matthew Bowman, Kanab, 17.49; 8. Tyler Hirzel, North Summit, 18.08.

300 hurdles — 1. Erick Robinson, South Sevier, 40.86; 2. Branon Torgerson, Duchesne, 41.22; 3. Lewis Knecht, American Heritage, 42.25; 4. Cody Hammond, Gunnison Valley, 43.41; 5. Jackson Clark, Kanab, 43.80; 6. Tate Goble, North Sevier, 43.93; 7. Rider Allen, Kanab, 44.08; 8. Jacob Johnson, North Sevier, 44.32.

4x100 relay — 1. Enterprise, 44.41; 2. San Juan, 45.07; 3. Kanab, 45.14; 4. Gunnison, 45.15; 5. South Sevier, 45.84; 6. Millard, 45.87; 7. North Summit, 45.91; 8. St. Joseph, 46.76.

4x400 relay — 1. North Summit, 3:34.57; 2. North Sevier, 3:36.27; 3. Enterprise, 3:36.72; 4. Parowan, 3:37.41; 5. Kanab, 3:38.72; 6. Millard, 3:40.34; 7. Maeser Prep, 3:43.41; 8. Duchesne, 3:47.96.

Sprint medley — 1. South Sevier, 3:40.50; 2. Millard, 3:40.68; 3. North Sevier, 3:43.57; 4. Beaver, 3:46.03; 5. Kanab, 3:49.99; 6. Duchesne, 3:50.65; 7. North Summit, 3:52.95; 8. Maeser Prep, 3:54.52.

High jump — 1. Branon Torgerson, Duchesne, 6'00; 2. Jack Hansen, Gunnison Valley, 5'10; 3. Hudson Whatcott, San Juan, 5'10; 4. (tie) Jacob Johnson, North Sevier; Jackson Wilkey, Wasatch Academy; Max Malanda, Gunnison; Tate Gale, Beaver, 5'08; 8. Owen Chenn, American Heritage, 5'08.

Long jump — 1. Jack Hansen, Gunnison Valley, 20'10.75; 2. Noah McCorvey, Kanab, 20'09.25; 3. Travis Stewart, Kanab, 20'06.00; 4. Eli Brickey, Maeser Prep, 19'11.25; 5. Jeddy Crittenden, Enterprise, 19'10.50; 6. Dakota Maxfield, Millard, 19'06.75; 7. Magnum Nielson, San Juan, 19'04.75; 8. Hudson Whatcott, San Juan, 19'03.50.



# Track & Field - 2A

## *Boys Event Results*

Shot put — 1. Blaine Anderson, North Sevier, 44'03.50; 2. Julian Vega, Beaver, 43'09.25; 3. Nate Benson, 43'07.25; 4. Collin Szymanski, Kanab, 43'06.50; 5. Michael Horton, Parowan, 43'01.75; 6. Joseph Nolan, North Summit, 42'09.00; 7. Jaxon Jones, South Sevier, 42'05.00; 8. Ethan Nolan, North Summit, 41'09.50.

Discus — 1. Collin Szymanski, Kanab, 145'02.50; 2. Michael Horton, Parowan, 137'03.25; 3. Trayson Brown, Beaver, 125'03.25; 4. Blaine Anderson, North Sevier, 119'07.75; 5. RJ Mognett, Kanab, 119'00.25; 6. Julian Vega, Beaver, 117'03; 7. Jaxon Jones, South Sevier, 113'06.25; 8. Samuel Zimmerman, Utah Military Hillfield, 113'03.

Javelin — 1. Taggart Harris, Beaver, 153'08.50; 2. Magnum Nielson, San Juan, 152'10.25; 3. Tavin Thomas, Enterprise, 149'07.25; 4. Landon Worley, Millard, 134'01.00; 5. JB Skewes, Duchesne, 133'04.00; 6. Ty Olsen, Utah Military Academy, 133'00.50; 7. Dusty Clayburn, Duchesne, 126'11.50; 8. Cauly Williams, North Sevier, 124'06.50.

# Track & Field - 2A

## Girls Event Results

100 meters — 1. Jada Crockett, Rowland Hall, 12.57; 2. Marci Richins, North Summit, 12.79; 3. Kara Camp, Millard, 13.07; 4. Jenna Larsen, North Summit, 13.23; 5. Anne Marie Gibbs, American Heritage, 13.38; 6. Kloe Cowan, Duchesne, 13.39; 7. Averi Judi, North Summit, 13.50; 8. Lindzee Banks, Enterprise, 13.57.

200 meters — 1. Jada Crockett, Rowland Hall, 25.46; 2. Marci Richins, North Summit, 25.90; 3. Kara Camp, Millard, 26.81; 4. Jenna Larsen, North Summit, 27.30; 5. Cale Torgerson, North Sevier, 27.34; 6. Hartlyn Richins, North Summit, 27.73; 7. Scarlett Brock, North Summit, 27.74; 8. Jaci Huntington, Kanab, 27.94.

400 meters — 1. Marci Richins, North Summit, 59.76; 2. Vicki Memmott, Maeser Prep, 1:00.38; 3. Trey Torgerson, North Sevier, 1:00.79; 4. Hartlyn Richins, North Summit, 1:01.75; 5. Baylee Clayburn, Duchesne, 1:02.52; 6. Oakley King, Millard, 1:02.75; 7. Deanna Gale, Parowan, 1:03.06; 8. Emma Stephenson, Millard, 1:03.61.

800 meters — 1. Trey Torgerson, North Sevier, 2:26.64; 2. Emma Stephenson, Millard, 2:31.65; 3. Savannah Bateman, Kanab, 2:31.79; 4. Charly Sargent, North Summit, 2:33.18; 5. Matilee Sudweeks, Parowan, 2:36.24; 6. Ryleigh Laws, San Juan, 2:36.24; 7. Adelyn Crockett, Parowan, 2:37.62; 8. Julia Rust, North Summit, 2:38.03.

1,600 meters — 1. Kyra Moat, 5:41.6; 2. Emma Stephenson, Millard, 5:43.94; 3. Adelyn Crockett, Parowan, 5:47.81; 4. Charly Sargent, North Summit, 5:49.81; 5. Julia Rust, North Summit, 5:50.43; 6. Matilee Sudweeks, Parowan, 5:52.93; 7. Regan Belko, St. Joseph, 5:55.23; 8. Karla McCoy, North Sevier, 5:58.18.

3,200 meters — 1. Kyra Moat, Millard, 12:16.22; 2. Adeyn Crockett, Parowan, 12:19.67; 3. Julia Rust, North Summit, 12:30.39; 4. Charly Sargent, North Summit, 12:42.45; 5. Danielle Zwahlen, North Summit, 12:58.49; 6. Zaya Hilton, Gunnison Valley, 12:58.49; 7. Laura Brueggmann, Wasatch Academy, 13:36.55; 8. Madelyn Leydsman, Parowan, 13:41.33.

100 hurdles — 1. Brentlee Mineer, Parowan, 15.51; 2. Mary Degraffenreid, Millard, 16.91; 3. Addilyn Anderson, Gunnison Valley, 17.02; 4. Anelie Petersen, Maeser Prep, 17.23; 5. Trevi Sieverts, North Summit, 17.37; 6. Leah Castellon, San Juan, 17.46; 7. Abby Jacobsen, Parowan, 17.49; 8. Ellen Rickerd, St. Joseph, 17.61.

300 hurdles — 1. Kara Camp, Millard, 47.14; 2. Brentlee Mineer, Parowan, 48.43; 3. Mary Degraffenreid, Millard, 48.77; 4. Cale Torgerson, North Sevier, 49.49; 5. Addilyn Anderson, Gunnison, 49.51; 6. Trevi Sieverts, North Summit, 49.58; 7. Anelie Petersen, Maeser Prep, 50.16; 8. Savannah Chadburn, Beaver, 50.25.

4x100 relay — 1. Kanab, 51.56; 2. North Summit, 52.49; 3. Parowan, 52.88; 4. Maeser Prep, 53.15; 5. Duchesne, 53.25; 6. St. Joseph, 54.27; 7. San Juan, 54.62; 8. Beaver, 54.96.

4x400 relay — 1. North Summit, 4:10.02; 2. North Sevier, 4:11.49; 3. South Sevier, 4:23.22; 4. Millard, 4:24.45; 5. San Juan, 4:28.29; 6. Parowan, 4:29.27; 7. Kanab, 4:35.60; 8. Duchesne, 4:39.93.

Sprint medley — 1. Millard, 4:32.39; 2. Kanab, 4:34.22; 3. North Summit, 4:34.64; 4. North Sevier, 4:45.54; 5. Beaver, 4:47.56; 6. South Sevier, 4:56.96; 7. Gunnison Valley, 4:58.50; 8. APA West Valley, 4:58.98.

High jump — 1. Madi Orton, Kanab, 5'03; 2. Cale Torgerson, North Sevier, 5'01; 3. Brentlee Mineer, Parowan, 5'01; 4. Hannah Van Der Beek, American Heritage, 5'01; 5. Anelie Petersen, Maeser Prep, 4'11; 6. Lexee Keisel, Gunnison Valley, 4'11; 7 (tie). Mikelle Church, Kanab; Kashlyn Jensen, North Summit; Alina Lurth, Beaver, 4'09.

# Track & Field - 2A

## *Girls Event Results*

Long jump — 1. Mikelle Church, Kanab, 17'03.00; 2. Madi Orton, Kanab, 16'05.75; 3. Avery Judi, North Summit, 16'02.50; 4. Kara Camp, Millard, 16'00.25; 5. Eva Kreitzer, Maeser Prep, 15'10.50; 6. London Fenus, Kanab, 15'05.50; 7. Vicki Memmott, Maeser Prep, 15'05.00; 8. Anne Marie Gibbs, American Heritage, 15'02.25.

Shot put — 1. Kaydee Marshall, Beaver, 35'00; 2. Alli Mason, North Sevier, 34'01; 3. Kaylee Hafen, Beaver, 32'07; 4. Abbey Bateman, Kabn, 32'05; 5. Kambri Beckstead, Kanab, 30'05.75; 6. Taylor Janes, Kanab, 30'05.25; 7. Mary Degraffenreid, Millard, 30'03.50; 8. Savannah Richins, North Summit, 29'04.75.

Discus — 1. Madison Terry, Enterprise, 123'07.50; 2. Kaylee Hafen, Beaver, 106'02.00; 3. Kaydee Marshall, 103'08.00; 4. Zoie Whitaker, Millard, 98'08.25; 5. Addilyn Guymon, Parowan, 96'05.50; 6. Tacey Johnson, Enterprise, 95'01.00; 7. Alli Mason, North Sevier, 90'08.25; 8. Savannah Spencer, Duchesne, 88'04.75.

Javelin — 1. Sarah Snell, St. Joseph, 137'09.50; 2. Mary Degraffenreid, Millard, 135'10.25; 3. Alexa Robinson, South Sevier, 118'01.25; 4. Kaydee Marshall, Beaver, 115'04.25; 5. Emrey Kabonic, Kanab, 105'08.50; 6. Alina Lurth, Beaver, 104'04.75; 7. Zoie Whitaker, Millard, 100'00.75; 8. Anelie Petersen, Maeser Prep, 90'02.75.

# Track & Field - 3A

## 2022 Utah UHSAA State Track & Field Championships

Clarence Robison Track - Brigham Young University

Provo, UT

May 19, 2022 - May 21, 2022

### Boy's 3A Team Scores

After 16 Events

Place	Team	Score
1.	Richfield HS	100
2.	Morgan HS	90
3.	Union HS	66
4.	Delta HS	50.5
5.	Emery HS	43
6.	Ogden HS	40
7.	Juab HS	36
8.	Carbon HS	31.5
9.	Summit Academy HS	31
10.	Manti HS	29
11.	Ben Lomond HS	24
12.	Grantsville HS	22
13.	Layton Christian Acad.	16
14.	North Sanpete HS	15
15.	Canyon View HS	14
16.	Providence Hall	8
17.	Juan Diego CHS	5
18.	Grand County HS	3

### Girl's 3A Team Scores

After 16 Events

Place	Team	Score
1.	Delta HS	96
2.	Morgan HS	88.5
2.	Union HS	88.5
4.	Canyon View HS	78
5.	Carbon HS	57
6.	North Sanpete HS	45
7.	Juan Diego CHS	33
8.	Ogden HS	29
9.	Manti HS	27
10.	Richfield HS	17
11.	Juab HS	13
12.	Real Salt Lake	12
13.	Grand County HS	11
14.	Emery HS	9
14.	Ben Lomond HS	9
16.	Judge Memorial	6
17.	South Summit HS	4

For Complete Results Click [HERE](#)

# Track & Field - 3A

## *Boys Event Results*

100 meters — 1. Levi Smith, 11.05; 2. Robby Cameron, Morgan, 11.24; 3. Chance Arbon, Summit Academy, 11.28; 4. Tanner Stanley, Morgan, 11.37; 5. Jyson Diaz, Delta, 11.47; 6. Gavin Feichko, Ben Lomond, 11.54; 7. Job Barlow, Providence Hall, 11.57; 8. Wayland Crane, Delta, 11.57.

200 meters — 1. Tanner Stanley, Morgan, 22.36; 2. Robby Cameron, Morgan, 22.53; 3. Ethan Rainer, Grantsville, 22.76; 4. Chance Arbon, Summit Academy, 22.82; 5. Levi Smith, Manti, 22.88; 6. Grant Kling, Richfield, 23.03; 7. Brogan Garrett, Morgan, 23.08; 8. KJ Broughton, Delta, 23.30.

400 meters — 1. Robby Cameron, Morgan, 50.26; 2. Kyler Wright, Grantsville, 50.306; 3. Brogan Garrett, Morgan, 50.307; 4. Kole Sparrow, Ben Lomond, 50.75; 5. Carter Lynn, Juab, 50.75; 6. Richard Crane, Richfield, 50.87; 7. David Watts, Richfield, 50.94; 8. Tyler Saunders, Richfield, 51.30.

800 meters — 1. Cannon Anderson, Richfield, 1:56.04; 2. Tyler Saunders, Richfield, 1:56.66; 3. Richard Crane, Richfield, 1:58.81; 4. Jess Christiansen, Emery, 1:59.64; 5. Jett Davenport, Union, 1:59.88; 6. Carter Parsons, Ogden, 2:00.49; 7. Paul Squire, Union, 2:02.11; 8. Tucker Giles, Morgan, 2:02.46.

1,600 meters — 1. Richard Crane, Richfield, 4:21.66; 2. Tyler Saunders, Richfield, 4:22.61; 3. Jett Davenport, Union, 4:22.77; 4. Paul Squire, Union, 4:22.81; 5. Cannon Anderson, Richfield, 4:23.64; 6. Jess Christiansen, Emery, 4:24.19; 7. Jack Blodgett, Ogden, 4:33.00; 8. Carter Parsons, Ogden, 4:33.46.

3,200 meters — 1. Jake Peterson, Ogden, 9:34.70; 2. Cannon Anderson, Richfield, 9:36.76; 3. Paul Squire, Union, 9:38.9; 4. Jess Christiansen, Emery, 9:44.25; 5. Jett Davenport, Union, 9:46.29; 6. Richard Crane, Richfield, 9:53.90; 7. Cameron Hollobaugh, Union, 9:56.57; 8. Jack Blodgett, Ogden, 9:57.24.

110 hurdles — 1. Chance Arbon, Summit Academy, 15.39; 2. Malik Johnson, Layton Christian, 15.40; 3. Jacob Eldridge, Juab, 15.66; 4. Jarron Ball, Morgan, 15.78; 5. Jesse Banks, Canyon View, 15.99; 6. Matthew Harris, Grantsville, 16.07; 7. Hagen Nielson, Delta, 16.09; 8. Aiden Gordon, Grand, 16.13.

300 hurdles — 1. Chance Arbon, Summit Academy, 39.16; 2. Malik Johnson, Layton Christian, 40.76; 3. Jesse Banks, Canyon View, 40.78; 4. Morgan Bowles, North Sanpete, 40.84; 5. Colter Buck, Juab, 40.89; 6. Cameron Curtis, Delta, 42.00; 7. Chandler Sloan, Morgan, 42.54; 8. Jarron Ball, Morgan, 42.90.

4x100 relay — 1. Delta, 43.20; 2. Morgan, 43.44; 3. Juab, 43.71; 4. Grantsville, 44.37; 5. Ogden, 44.37; 6. Richfield, 44.83; 7. Union, 45.17; 8. Ben Lomond, 45.31.

4x400 relay — 1. Juab, 3:26.90; 2. Richfield, 3:26.92; 3. Morgan, 3:28.12; 4. Ben Lomond, 3:29.03; 5. Canyon View, 3:29.94; 6. Delta, 3:35.54; 7. Grand, 3:35.95; 8. Manti, 3:36.07.

Sprint medley — 1. Richfield, 3:36.72; 2. Ogden, 3:41.33; 3. Morgan, 3:42.16; 4. Juab, 3:42.22; 5. Union, 3:44.43; 6. Carbon, 3:44.47; 7. Manti, 3:44.97; 8. Delta, 3:48.03.

High jump — 1. Traxton Jewkes, Carbon, 6'02; 2. (tie) Connor Holroyd, Richfield; Gavin Miller, Union, 6'0; 4. Koy Rasmussen, Union, 5'10; 5. Spencer Forsyth, Delta, 5'10; 6. (tie) Cameron Smith, Delta; Will Carmichael, Carbon, 5'10; 8. Chauncey Whitty, Ben Lomond, 5'10.

Long jump — 1. Levi Smith, Manti, 21'10.25; 2. Jyson Diaz, Delta, 21'07.25; 3. Job Barlow, 21'03.00; 4. Chauncey Whitty, Ben Lomond, 20'11.50; 5. Spencer Forsyth, Delta, 20'11.50; 6. Cameron Smith, Delta, 20'09.50; 7. Chet Colvin, Ogden, 20'07.75; 8. Aaron Barlow, Providence Hall, 20'05.25.

# Track & Field - 3A

## *Boys Event Results*

Shot put — 1. Derek Canterbury, Emery, 48'06.00; 2. Shaun Moore, Morgan, 47'07.25; 3. Maddox Christman, Emery, 45'05.25; 4. Bowden Robinson, Carbon, 45'05.00; 5. Braxten Shobe, Ogden, 45'00.25; 6. Maddox Warner, Union, 44'04.75; 7. Tanner Taylor, Delta, 44'00.25; 8. Bradley Wood, Carbon, 44'00.25.

Discus — 1. Gavin Lund, North Sanpete, 154'08; 2. Derek Canterbury, Emery, 142'11.75; 3. Braxten Shobe, Ogden, 137'10.25; 4. Kione Mataele, Juan Diego, 135'03.50; 5. Shaun Moore, Morgan, 133'08.75; 6. Quade Bowen, Union, 131'10; 7. Maddox Christman, Emery, 122'01.25; 8. Angel Ramirez, Delta, 121'11.

Javelin — 1. Bowden Robinson, Carbon, 165'05.00; 2. Rayce Olson, Union, 154'08.00; 3. Hunter Alger, Richfield, 153'06.50; 4. Xander Nelson, Union, 153'01.50; 5. Derek Canterbury, Emery, 149'07.00; 6. Cameron Curtis, Delta, 148'03.25; 7. Kaylex Cox, Manti, 146'07.00; 8. Jay Rowley, Juab, 144'05.50.

# Track & Field - 3A

## Girls Event Results

100 meters — 1. Aubrey Riser, Union, 12.59; 2. Lucy Tripp, Morgan, 12.67; 3. Addy Pace, Canyon View, 12.91; 4. Ebony Doodoo, Delta, 12.97; 5. Brynn Leavitt, South Summit, 12.98; 6. Natalie Scott, RSL Academy, 12.98; 7. Kylie Ervin, RSL Academy, 13.12; 8. Abri Benson, North Sanpete, 13.14.

200 meters — 1. Aubrey Riser, Union, 25.36; 2. Addy Pace, Canyon View, 25.45; 3. Lucy Tripp, Morgan, 25.62; 4. Kinslee Drake, Union, 26.14; 5. Gabriele Dabb, Canyon View, 26.47; 6. Leslie Torres, Ben Lomond, 26.61; 7. Haylee Prescott, Carbon, 26.74.

400 meters — 1. Grace Gordon, Morgan, 57.13; 2. Addy Pace, Canyon View, 57.21; 3. Leslie Torres, Ben Lomond, 58.59; 4. Kinslee Drake, Union, 58.70; 5. Isabella Pickers, Juan Diego, 59.55; 6. Isabell Daynes, Canyon View, 59.75; 7. Sharlie Alder, Manti, 1:00.30; 8. Sydney Peck, RSL Academy, 1:00.72.

800 meters — 1. Isabell Daynes, Canyon View, 2:20.44; 2. Paige Curtis, Delta, 2:25.08; 3. Madelyn Christensen, North Sanpete, 2:25.89; 4. Stevens, Juan Diego, 2:26.70; 5. Jaylie Jenkins, Union, 2:26.77; 6. River White, Union, 2:26.98; 7. Maryn Thackery, Morgan, 2:27.47; 8. Cadence Kasprick, Grand, 2:28.25.

1,600 meters — 1. Kate Heywood, Morgan, 5:17.99; 2. Madelyn Christensen, North Sanpete, 5:22.43; 3. Isabell Daynes, Canyon View, 5:24.60; 4. Jaylie Jenkins, Union, 5:25.57; 5. Cadence Kasprick, Grand, 5:28.75; 6. Kaitlyn Blackham, Ogden, 5:29.37; 7. Stevens, Juan Diego, 5:29.93; 8. River White, Union, 5:30.05.

3,200 meters — 1. Kate Heywood, Morgan, 11:24.99; 2. Jaylie Jenkins, Union, 11:28.08; 3. Cadence Kasprick, Grand, 11:52.97; 4. Corrine Higgins, Judge Memorial, 11:53.47; 5. Kaitlyn Blackham, Ogden, 11:54.98; 6. Charlize Herrera, Ogden, 11:58.75; 7. Ethan Stevens, Juan Diego, 12:06.58; 8. Sadie Nielsen, Manti.

100 hurdles — Ebony Doodoo, Delta, 15.19; 2. Brinley Beus, Ogden, 15.51; 3. Zoe Thomas, Delta, 16.30; 4. Emnie Elliott, Carbon, 16.73; 5. Paisley Blood, Canyon View, 16.78; 6. Sharon Gunn, Morgan, 16.79; 7. Rebecca Jenks, Ogden, 17.00; 8. Journey Toomey, North Sanpete, 17.02.

300 hurdles — 1. Ebony Doodoo, Delta, 45.60; 2. Harmony Lopez, Canyon View, 46.34; 3. Brinley Beus, Ogden, 47.71; 4. Lindsey Jespersen, Carbon, 48.44; 5. Bailey Beckstrom, Morgan, 48.96; 6. Sara Wilkinson, Morgan, 49.20; 7. Journey Toomey, North Sanpete, 49.48; 8. Sydney Peck, RSL Academy, 51.27.

4x100 relay — 1. Union, 50.27; 2. Morgan, 50.65; 3. Carbon, 51.05; 4. RSL Academy, 51.28; 5. Manti, 51.80; 6. Richfield, 51.86; 7. Delta, 52.46; 8. Canyon View, 52.48.

4x400 relay — 1. Canyon View, 3:55.83; 2. Delta, 4:10.03; 3. North Sanpete, 4:12.81; 4. Morgan, 4:14.24; 5. Richfield, 4:15.25; 6. Juab, 4:17.39; 7. Ogden, 4:19.34; 8. Manti, 4:21.06.

Sprint medley — 1. Juab, 4:35.39; 2. Grand, 4:44.86; 3. Providence Hall, 4:46.67; 4. Richfield, 4:49.06; 5. Judge Memorial, 4:49.96; 6. Emery, 4:52.41; 7. Ben Lomond, 4:55.65; 8. Summit Academy, 5:03.28.

High jump — 1. Haylee Prescott, Carbon, 5'01; 2. Tylee Henrie, North Sanpete, 4'11; 3. Grace Thomsen, Union, 4'11.00; 4. Whitley Christensen, Emery, 4'11; 5. Daicee Ungerman, Emery, 4'00; 6 (tie). Timber Peterson, Morgan; Kayla Miller, Union, 4'09; 8. Zoe Thomas, Delta, 4'09.

# Track & Field - 3A

## *Girls Event Results*

Long jump — 1. Kinslee Drake, Union, 16'08.50; 2. Haylee Prescott, Carbon, 16'06.50; 3. Eminie Elliott, Carbon, 16'04.00; 4. Alivia England, Juab, 16'03.25; 5. Tylee Henrie, North Sanpete, 16'00.50; 6. Isabella Pickers, Juan Dieog, 15'11.00; 7. Lexi Hardman, Morgan, 15'08.50; 8. Kaylee Gowans, Manti, 15'08.50; 9. Malia McConnell, Juan Diego, 15'06.50.

Shot put — 1. Nicole Willardson, Richfield, 39'11.25; 2. Emmie Willoughby, Delta, 36'02.25; 3. Saylor Day, Delta, 36'02.25; 4. Haley Garrish, Carbon, 33'08.75; 5. Emma Johansen, North Sanpete, 33'02.00; 6. Lizzie Matae, Juan Diego, 32'07.75; 7. Jasmin Murillo, Manti, 32'03.00; 8. Lacie Christensen, Manti, 31'08.75.

Discus — 1. Saylor Day, Delta, 109'11.00; 2. Haley Garrish, Carbon, 108'05.50; 3. Emmie Willoughby, Delta, 107'01; 4. Brylee Greenhalgh, Juab, 106'03.50; 5. Oakley Barney, Union, 106'01.25; 6. Jasmin Murillo, Manti, 103'02.50; 7. Maccoy Abbott, Canyon View, 99'07.25; 8. Klowie Pike, Judge Memorial, 98'05.00.

Javelin — 1. Cadee Alder, Manti, 133'02.50; 2. Saylor Day, Delta, 132'06.50; 3. Emmalyn Jacobs, Juan Diego, 126'10; 4. Emily Johnson, Delta, 119'03.50; 5. Taryn Nye, Morgan, 111'09.75; 6. Catherine Stevens, Juan Diego, 107'03.50; 7. Tymber Bennett, Carbon, 107'00.25; 8. Lauren Buck, Morgan, 96'02.25.



# Track & Field - 4A

## 2022 Utah UHSAA State Track & Field Championships

Clarence Robison Track - Brigham Young University

Provo, UT

May 19, 2022 - May 21, 2022

### Boy's 4A Team Scores

After 17 Events

Place	Team	Score
1.	Snow Canyon HS	114.5
2.	Pine View HS	90
3.	Desert Hills HS	87
4.	Cedar HS	80
5.	Bear River HS	77.5
6.	Dixie HS	44
7.	Crimson Cliffs HS	34
8.	Sky View HS	33
9.	Ridgeline HS	29
10.	Green Canyon HS	26
11.	Mountain Crest HS	25
12.	Hurricane HS	12
13.	Logan HS	11

### Girl's 4A Team Scores

After 17 Events

Place	Team	Score
1.	Desert Hills HS	105.5
2.	Cedar HS	100
3.	Pine View HS	78
4.	Green Canyon HS	73
5.	Snow Canyon HS	67.5
6.	Mountain Crest HS	43
7.	Crimson Cliffs HS	42
8.	Hurricane HS	40
9.	Ridgeline HS	32
10.	Logan HS	28
11.	Sky View HS	25
12.	Dixie HS	21
13.	Bear River HS	8

For Complete Results Click [HERE](#)

# Track & Field - 4A

## *Boys Event Results*

100 meters — 1. Marcus McKenzie, Pine View, 10.67; 2. Caiden Cooper, Dixie, 10.99; 3. Taten Merrill, Sky View, 11.14; 4. Joshua Fowler, Bear River, 11.18; 5. Jake Hill, Snow Canyon, 11.23; 6. Abe Rosenlund, Pine View, 11.24; 7. Jackson Olsen, Ridgeline, 11.24; 8. Todd Rigby, Mountain Crest, 11.28.

200 meters — 1. Taten Merrill, Sky View, 22.24; 2. Caiden Cooper, Dixie, 22.32; 3. Joshua Fowler, Bear River, 22.45; 4. Will Warner, Snow Canyon, 22.54; 5. Jake Hill, Snow Canyon, 22.59; 6. Tyson Parker, Desert Hills, 22.69; 7. Todd Rigby, Mountain Crest, 22.91; 8. Abe Rosenlund, Pine View.

400 meters — 1. Jake Smith, Ridgeline, 49.69; 2. Braxton Hurst, Bear River, 50.13; 3. Turner Williams, Pine View, 50.14; 4. Aladdin Wilson, Dixie, 50.40; 5. Brock Parson, Ridgeline, 51.12; 6. Christian Smith, Logan, 52.11; 7. Tel Hirschi, Cedar City, 52.36; 8. Quinton Bladen, Mountain Crest, 52.36.

800 meters — 1. Jackson Monz, Green Canyon, 1:55.97; 2. Seth Sonerholm, Cedar City, 1:56.72; 3. Joshua Crane, Desert Hills, 1:58.10; 4. Ammon Hunter, Bear River, 1:58.30; 5. Payton Wilkins, Desert Hills, 1:58.61; 6. Logan Peel, Cedar City, 1:59.04; 7. Trey Despain, Pine View, 1:59.07; 8. Mason Eardley, Crimson Cliffs, 2:00.04.

1,600 meters — 1. Christopher Boyer, Desert Hills, 4:21.93; 2. Brooks Barney, Desert Hills, 4:22.84; 3. Trey Despain, Pine View, 4:23.62; 4. Logan Peel, Cedar City, 4:23.68; 5. Seth Sonnerholm, Cedar City, 4:25.59; 6. Payton Wilkins, Desert Hills, 4:27.71; 7. Carson Wall, Desert Hills, 4:28.38; 8. Hyrum Staffanson, Mountain Crest, 4:31.47.

3,200 meters — 1. Brooks Barney, Desert Hills, 9:29.01; 2. Logan Peel, Cedar City, 9:30.15; 3. Christopher Boyer, Desert Hills, 9:35.33; 4. Carson Wall, Desert Hills, 9:36.78; 5. Kaden McKinlay, Desert Hills, 9:45.26; 6. Joshua Lee, Snow Canyon, 9:46.74; 7. Trey Despain, Pine View, 9:54.54; 8. James Butterfield, Snow Canyon, 9:56.17.

110 hurdles — 1. Jackson Mckone, Crimson Cliffs, 15.21; 2. Trevor Gough, Snow Canyon, 15.23; 3. Weston Ballif, Dixie, 15.50; 4. Joshua Thomsen, Logan, 15.72; 5. Phoenix Oliver, Snow Canyon, 15.81; 6. Matt Maclennan, Snow Canyon, 15.87; 7. Semaj Thompson, Snow Canyon, 15.90; 8. Kaden Haight, Crimson Cliffs, 16.20.

300 hurdles — 1. Trevor Gough, Snow Canyon, 39.43; 2. Jackson Mckone, Crimson Cliffs, 40.54; 3. Semaj Thompson, Snow Canyon, 40.76; 4. Ammon York, Cedar, 40.79; 5. Matt Maclennan, Snow Canyon, 40.96; 6. Steven Hadfield, Mountain Crest, 41.04; 7. McKoy Smith, Cedar, 41.04; 8. Brock Parson, Ridgeline, 41.16.

4x100 relay — 1. Dixie, 43.46; 2. Bear River, 43.49; 3. Snow Canyon, 43.53; 4. Sky View, 44.15; 5. Pine View, 44.51; 6. Mountain Crest, 44.76; 7. Logan, 44.86; 8. Cedar, 44.93.

4x200 relay — 1. Bear River, 1:30.06; 2. Snow Canyon, 1:30.66; 3. Dixie, 1:30.82; 4. Green Canyon, 1:32.88; 5. Ridgeline, 1:33.00; 6. Pine View, 1:33.80; 7. Cedar City, 1:33.89; 8. Desert Hills, 1:34.17.

4x400 relay — 1. Bear River, 3:22.40; 2. Green Canyon, 3:26.79; 3. Cedar, 3:28.84; 4. Pine View, 3:30.18; 5. Snow Canyon, 3:31.61; 6. Desert Hills, 3:32.24; 7. Ridgeline, 3:35.50; 8. Dixie, 3:35.67.

4x800 relay — 1. Cedar City, 8:09.20; 2. Bear River, 8:15.34; 3. Desert Hills, 8:21.70; 4. Mountain Crest, 8:26.15; 5. Crimson Cliffs, 8:26.78; 6. Snow Canyon, 8:27.54; 7. Sky View, 8:31.93; 8. Logan, 8:33.80.

# Track & Field - 4A

## *Boys Event Results*

High jump — 1. Owen Mackay, Snow Canyon, 6'04; 2. Cade Huntsman, Hurricane, 6'04; 3. Oliver Larsen, Snow Canyon, 6'02; 4. (tie) Daxton Sorensen, Bear River; Matthew Leavitt, Snow Canyon, 6'0; 6. Jackson Olsen, Ridgeline, 6'00; 7. Taten Merrill, Sky View, 6'00; 8. David Bourgeois, Bear River, 5'10.

Long jump — 1. Tyson Parker, Desert Hills, 21'11.75; 2. Brevin Egbert, Sky View, 21'10.50; 3. Preston Sadler, Mountain Crest, 21'04.25; 4. Will Warner, Snow Canyon, 21'03; 5. Jake Hill, Snow Canyon, 21'02.25; 6. Will Hadfield, Mountain Crest, 21'01.50; 7. Braxton Hurst, Bear River, 20'10.75; 8. Colton Lichfield, Hurricane, 20'08.75.

Shot put — 1. Faagalu Aetonu, Pine View, 48'10.25; 2. Dallan DeMille, Cedar, 48'06.25; 3. Isaac Evans, Bear River, 48'00.75; 4. Jeffrey Toloa, Pine View, 47'01.25; 5. Teancum Jensen, Pine View, 46'03.00; 6. Henry Anderson, Green Canyon, 44'11.25; 7. Colton Sam Fong, Pine View, 44'08.25; 8. Peter Falaniko, Pine View, 44'03.00.

Discus — 1. Teancum Jensen, Pine View, 154'08; 2. Dallan DeMille, Cedar City, 152'11.50; 3. Faagalu Aetonu, Pine View, 143'06.75; 4. Anthony Bridge, Desert Hills, 139'06.75; 5. Peter Falaniko, Pine View, 137'01.75; 6. Rodnietai Segal, Hurricane, 132'05.75; 7. Hunter Rogers, Crimson Cliffs, 131'01.25; 8. Trent Durbin, Cedar City, 121'09.50.

Javelin — 1. Bo Hickman, Snow Canyon, 199'08.50; 2. Dexten Draper, Crimson Cliffs, 173'10.50; 3. Sawyer Woods, Pine View, 172'06.75; 4. Aaron Munson, Cedar, 153'10.50; 5. Tydon Jones, Bear River, 152'02.75; 6. Widstoe Mathews, Ridgeline, 151'01.00; 7. Dallan DeMille, Cedar, 147'04.00; 8. Mitch Jolley, Desert Hills, 143'03.25.

Pole vault — 1. Isaac Hansen, Green Canyon, 10'00.

# Track & Field - 4A

## Girls Event Results

100 meters — 1. Kristin Cook, Snow Canyon, 11.94; 2. Drew Schwartz, Desert Hills, 12.62; 3. Samiyah Jones, Crimson Cliffs, 12.62; 4. Kooper Dennison, Desert Hills, 12.64; 5. Brynlee Johnston, Pine View, 12.72; 6. Piper Sessions, Sky View, 12.79; 7. Cambree Tensmeyer, Green Canyon, 13.00; 8. Jade Reimer, Pine View, 13.04.

200 meters — 1. Kristin Cook, Snow Canyon, 24.04; 2. Arden LaFemina, Pine View, 25.37; 3. Samiyah Jones, Crimson Cliffs, 25.43; 4. Kooper Dennison, Desert Hills, 25.89; 5. Piper Sessions, Sky View, 25.93; 6. Cambree Tensmeyer, Green Canyon, 25.95; 7. Brynlee Johnston, Pine View, 26.04; 8. Kylee Cox, Green Canyon, 26.16.

400 meters — 1. Brynlee Johnston, Pine View, 57.64; 2. Cambree Tensmeyer, Green Canyon, 57.83; 3. Maya Miller, Mountain Crest, 59.21; 4. Anna Hall, Cedar City, 59.62; 5. Hailey Lemmon, Hurricane, 1:00.28; 6. Naomi Tomlinson, Bear River, 1:00.55; 7. Wren Jensen, Mountain Crest, 1:00.57; 8. Jade Reimer, Pine View, 1:00.76.

800 meters — 1. Hailee Phillips, Snow Canyon, 2:14.55; 2. Kenzee Gubler, Desert Hills, 2:20.02; 3. Ruby Ludlow, Dixie, 2:22.76; 4. Adri Baker, Pine View, 2:23.09; 5. Mayce Dalton, Cedar City, 2:23.39; 6. Anna Hall, Cedar City, 2:23.39; 7. Marisa Oveson, Cedar City, 2:23.97; 8. Emily Chambers, Mountain Crest, 2:24.09.

1,600 meters — 1. Hailee Phillips, Snow Canyon, 5:06.73; 2. Sarah Ellis, Crimson Cliffs, 5:12.29; 3. Carissa Hofeling, Cedar City, 5:16.70; 4. Sarah Klomp, Desert Hills, 5:19.25; 5. Adri Baker, Pine View, 5:20.21; 6. Hadlie Ballard, Green Canyon, 5:22.22; 7. Abby Case, Mountain Crest, 5:22.24; 8. Addison Pettingill, Desert Hills, 5:25.45.

3,200 meters — 1. Hailee Phillips, Snow Canyon, 11:00.29; 2. Carissa Hofeling, Cedar City, 11:02.35; 3. Sarah Ellis, Crimson Cliffs, 11:11.40; 4. Sarah Klomp, Desert Hills, 11:16.94; 5. Emma Page, Cedar City, 11:41.78; 6. Kate Jones, Pine View, 11:42.69; 7. Brooklyn Hill, Pine View, 11:43.01; 8. Adri Baker, Pine View, 11:43.68.

100 hurdles — 1. Lucy Harris, Desert Hills, 15.52; 2. Halia Pelton, Dixie, 15.87; 3. Sydney Edelmayer, Green Canyon, 16.06; 4. Paige Bagley, Green Canyon, 16.21; 5. Samiyah Jones, Crimson Cliffs, 16.55; 6. Megan Robinson, Cedar, 16.69; 7. Madison George, Desert Hills, 16.99; 8. Jacie Shock, Mountain Crest, 17.12.

300 hurdles — 1. Megan Robinson, Cedar, 45.91; 2. Madison George, Desert Hills, 46.40; 3. Paige Bagley, Green Canyon, 46.53; 4. Ellie Hendrix, Desert Hills, 46.99; 5. Keslie Duersch, Ridgeline, 47.00; 6. Leah Albrecht, Cedar, 47.10; 7. Madison Slack, Hurricane, 47.51; 8. Lilly Wittwer, Snow Canyon, 47.61.

4x100 relay — 1. Desert Hills, 49.22; 2. Sky View, 49.87; 3. Snow Canyon, 50.04; 4. Green Canyon, 50.58; 5. Mountain Crest, 51.03; 6. Pine View, 51.28; 7. Crimson Cliffs, 51.60; 8. Ridgeline, 51.64.

4x200 relay — 1. Desert Hills, 1:43.73; 2. Green Canyon, 1:46.46; 3. Pine View, 1:46.50; 4. Hurricane, 1:49.14; 5. Ridgeline, 1:49.38; 6. Sky View, 1:49.87; 7. Cedar City, 1:50.92; 8. Snow Canyon, 1:51.94.

4x400 relay — 1. Mountain Crest, 4:04.87; 2. Cedar, 4:06.23; 3. Hurricane, 4:06.65; 4. Pine View, 4:07.90; 5. Desert Hills, 4:9.24; 6. Sky View, 4:10.39; 7. Bear River, 4:11.58; 8. Ridgeline, 4:17.23.

4x800 relay — 1. Cedar City, 9:43.17; 2. Ridgeline, 9:50.66; 3. Desert Hills, 9:50.87; 4. Pine View, 9:54.39; 5. Crimson Cliffs, 10:02.36; 6. Mountain Crest, 10:03.02; 7. Sky View, 10:22.58; 8. Bear River, 10:26.10.

# Track & Field - 4A

## *Girls Event Results*

High jump — 1. Madeline Carmona, Ridgeline, 5'04; 2. Tori Conrad, Pine View, 5'02; 3. Mccall Cottom, Crimson Cliffs, 5'00; 4 (tie). Abby Bodily, Ridgeline; Mayce Dalton, Cedar City; Meg Carter, Hurriane, 4'10; 7 (tie). Madison Philips, Desert Hills; Lainee Leavitt, Snow Canyon, 4'10.

Long jump — 1. Maya Miller, Mountain Crest, 16'10.75; 2. Kristin Cook, Snow Canyon, 16'08.00; 3. Tylee Davis, Herriman, 16'01.00; 4. Sade Turlington, Desert Hills, 16'01.00; 5. Arden LaFemina, Pine View, 15'11.25; 6. Madison Philips, Desert Hills, 15'11.25; 7. Maryn Coats, Sky View, 15'10.25; 8. Juliua Jacobsen, Desert Hills, 15'10.25.

Shot put — Milly Garren, Logan, 41'10.00; 2. Abigail Blau, Green Canyon, 38'03.00; 3. Tea Wright, Pine View, 36'08.25; 4. Kiara Hansen, Cedar City, 36'06.60; 5. Maren McKenna, Green Canyon, 36'01.00; 6. Quincy Esp-  
lin, Cedar City, 35'08.00; 7. Erica Payne, Bear River, 35'05.25; 8. Paige Egbert, Mountain Crest, 35'02.75.

Discus — 1. Milly Garren, 127'06.00; 2. Kiara Hansen, Cedar, 120'08.00; 3. Quincy Esplin, Cedar, 119'06.75; 4. Tava Lutui, Dixie, 115'06.50; 5. Matilyn Dotson, Hurricane, 106'03.50; 6. Abigail Blau, Green Canyon, 104'08.00; 7. Paige Egbert, Mountain Crest, 100'00.00; 8. Maren McKenna, Green Canyon, 98'08.25.

Javelin — 1. Maren McKenna, Green Canyon, 118'10.50; 2. Milly Garren, Logan, 118'03; 3. Ella Fielding, Ce-  
dar City, 113'05; 4. Katie Elison, Hurricane, 109'04.25; 5. Meg Carter, Hurricane, 105'05.75; 6. Sade Turlington,  
Desert Hills, 102'02; 7. Lana Spragg, Dixie, 100'10.25; 8. Paige Egbert, Mountain Crest, 98'02.

Pole vault — 1. Julia Held, Logan, 8'06; 2. Alexandria Hansen, Logan, 7'00.

# Track & Field - 5A

## 2022 Utah UHSAA State Track & Field Championships

Clarence Robison Track - Brigham Young University

Provo, UT

May 19, 2022 - May 21, 2022

### Boy's 5A Team Scores

After 17 Events

Place	Team	Score
1.	Orem HS	133
2.	Lehi HS	100.5
3.	Mountain View HS	53
4.	Maple Mountain HS	44
5.	Stansbury HS	36
6.	Park City HS	35
7.	Box Elder HS	32
8.	Timpview HS	30
9.	East HS	23
10.	Olympus HS	22
11.	Springville HS	21.5
12.	Woods Cross HS	21
13.	Alta HS	20
14.	Brighton HS	16
15.	Spanish Fork HS	15
16.	Provo HS	12
17.	Bountiful HS	10
17.	Northridge HS	10
19.	Murray HS	9
19.	Salem Hills HS	9
21.	Uintah HS	5
22.	Skyline HS	3
22.	Wasatch HS	3

### Girl's 5A Team Scores

After 17 Events

Place	Team	Score
1.	Box Elder HS	79.5
2.	Timpanogos HS	58
3.	Lehi HS	52
4.	Mountain View HS	42
5.	Timpview HS	40
6.	Skyline HS	39
7.	Spanish Fork HS	37
8.	Orem HS	35
9.	Wasatch HS	30
10.	Springville HS	29
11.	Park City HS	27
12.	Northridge HS	22
13.	Maple Mountain HS	21
14.	Alta HS	20
15.	Salem Hills HS	17
16.	Uintah HS	16.5
17.	Viewmont HS	16
17.	Jordan HS	16
19.	East HS	15
20.	Stansbury HS	10
21.	Olympus HS	9
22.	Brighton HS	8
22.	Bonneville HS	8
24.	Cedar Valley HS	7
25.	Provo HS	4
25.	Highland HS	4
27.	Bountiful HS	1

For Complete Results Click [HERE](#)

# Track & Field - 5A

## *Boys Event Results*

100 meters — 1. Kevin Doe, East, 10.91; 2. Benjamin Douglas, Stansbury, 10.97; 3. Peyton Wolvington, Brighton, 11.03; 4. Amari Adams, Murray, 11.07; 5. Jaxson Denton, Maple Mountain, 11.15; 6. Robert Flores, Alta, 11.20; 7. Carson Baynes, Park City, 11.26; 8. Peter Meuzelaar, Wasatch, 11.28.

200 meters — 1. Kevin Doe, East, 21.74; 2. Benjamin Douglas, Stansbury, 22.07; 3. Carson Baynes, Park City, 22.18; 4. Peyton Wolvington, Brighton, 22.26; 5. Amari Adams, Murray, 22.26; 6. Jaxson Denton, Maple Mountain, 22.51; 7. Jackson Egbert, Orem, 22.58; 8. Jared Howard, Mountain View, 22.62.

400 meters — 1. Caleb White, Woods Cross, 48.98; 2. Banks Jackson, Maple Mountain, 49.65; 3. Cade Olsen, Spanish Fork, 49.97; 4. Isaac Woolford, Maple Mountain, 50.37; 5. Haven Halladay, Timpview, 50.45; 6. AJ Mendizabal, ALta, 50.65; 7. Hunter Petty, Mountain View, 50.96; 8. Christian Ure, Bountiful, 50.98.

800 meters — 1. Jefferson McMullin, Lehi, 1:55.06; 2. Tayson Echohawk, Orem, 1:55.35; 3. William Spence, Olympus, 1:56.04; 4. Toby Knudsen, Mountain View, 1:56.39; 5. Isaac Sohler, Mountain View, 1:56.44; 6. Isaac Hedengren, Timpview, 1:57.01; 7. Beckham Clements, Skyline, 1:57.05; 8. Isaac Woolford, Maple Mountain, 1:57.08.

1,600 meters — 1. Jefferson McMullin, Lehi, 4:15.06; 2. Tayson Echohawk, Orem, 4:15.25; 3. Isaac Hedengren, Timpview, 4:16.7; 4. Liam Heninger, Mountain View, 4:18.72; 5. Logan Garnica, Springville, 4:19.94; 6. JoJo Jourdon, Olympus, 4:20.78; 7. Sam Hansen, Woods Cross, 4:21.09; 8. Jackson Stone, Mountain View, 4:21.14.

3,200 meters — 1. Tayson Echohawk, Orem, 9:12.52; 2. Jefferson McMullin, Lehi, 9:12.85; 3. Isaac Hedengren, Timpview, 9:13.40; 4. JoJo Jourdon, Olympus, 9:21.82; 5. Liam Heninger, Mountain View, 9:24.42; 6. Austin Westfall, Orem, 9:29.71; 7. Tyler Martin, Lehi, 9:34.80; 8. Vaughn Wallace, Olympus, 9:37.43.

110 hurdles — 1. Benjamin Johansen, Lehi, 14.76; 2. Logan Jensen, Orem, 14.82; 3. Elijah Earl, Lehi, 14.93; 4. Zane Wong, Brighton, 15.01; 5. Joey Trageser, Spanish Fork, 15.24; 6. Jackson Egbert, Orem, 15.32; 7. Cole Mortensen, Box Elder, 15.34; 8. Nikolas Kafentzis, Alta, 15.38.

300 hurdles — 1. Jackson Egbert, Orem, 37.88; 2. Logan Jensen, Orem, 38.21; 3. Cole Mortensen, Box Elder, 39.29; 4. Elijah Earl, Lehi, 39.33; 5. Joey Trageser, Spanish Fork, 39.69; 6. Nikolas Kafentzis, Alta, 39.77; 7. Zach Mattson, Timpview, 40.04; 8. Sam Sebring, Bountiful, 40.59.

4x100 relay — 1. Park City, 42.52; 2. Mountain View, 42.86; 3. Stansbury, 42.91; 4. Alta, 42.92; 5. Lehi, 43.09; 6. Box Elder, 43.23; 7. Orem, 43.57; 8. Provo, 43.65.

4x200 relay — 1. Mountain View, 1:29.52; 2. Stansbury, 1:30.11; 3. Maple Mountain, 1:30.38; 4. Box Elder, 1:30.81; 5. Lehi, 1:31.08; 6. Park City, 1:31.38; 7. Wasatch, 1:31.50; 8. Provo, 1:31.54

4x400 relay — 1. Lehi, 3:21.33; 2. Orem, 3:22.85; 3. Timpview, 3:25.83; 4. Woods Cross, 3:26.41; 5. Maple Mountain, 3:28.27; 6. Mountain View, 3:28.53; 7. Olympus, 3:29.82; 8. Spanish Fork, 3:30.05.

4x800 relay — 1. Mountain View, 7:55.02; 2. Northridge, 7:59.76; 3. Lehi, 8:00.61; 4. Olympus, 8:01.01; 5. Woods Cross, 8:01.17; 6. Timpview, 8:01.49; 7. Stansbury, 8:02.58; 8. Skyline, 8:14.16.

High jump — 1. Carter Walker, Orem, 6'05.50; 2. Cole Johnson, Orem, 6'03.50; 3. Ethan Stoddard, Orem, 6'03.50; 4. Treven Strong, Springville, 6'01.50; 5. Matthew Topham, Stansbury, 6'01.50; 6 (tie). Noah Begay, Lehi; Michael Dodd, Springville, 5'11.75; 8. Joseph Eldridge, Park City, 5'11.75.

# Track & Field - 5A

## *Boys Event Results*

Long jump — 1. Jace Welsch, Provo, 21'07.75; 2. Bryson Roberts, Box Elder; 3. Carter Walker, Orem, 21'05.75; 4. Niko Brown, Alta, 21'02.25; 5. Jack Lee, Salem Hills, 21'01.50; 6. Marcus Loertscher, East, 21'00.25; 7. Cole Mortensen, Box Elder, 20'11.50; 8. Michael Robinson, Box Elder, 20'08.75.

Shot put — 1. Mark Bryant, Orem, 60'06.50; 2. Erik Bryant, Orem, 60'03.50; 3. Teague Andersen, Lehi, 57'00.75; 4. Jesse Helton, Park City, 55'04.25; 5. Fisher Stokes, Maple Mountain, 54'06.25; 6. Brock Bissegger, Box Elder, 49'01; 7. Chad Pendleton, Maple Mountain, 47'05.25; 8. Jensen Somerville, Lehi, 46'06.25.

Discus — 1. Teague Andersen, Lehi, 183'04.75; 2. Jesse Helton, Park City, 174'03.25; 3. Mark Bryant, Orem, 170'08.00; 4. Erik Bryant, Orem, 159'11.00; 5. Fisher Stokes, Maple Mountain, 158'03.50; 6. Chad Pendleton, Maple Mountain, 142'07.00; 7. Jacob Asay, Northridge, 139'06.00; 8. Brock Bissegger, Box Elder, 136'11.25.

Javelin — 1. Walker Deede, Springville, 178'02.25; 2. Justin Tobin, Bountiful, 165'11.25; 3. Teague Andersen, Lehi, 164'05.25; 4. Jack Lee, Salem Hills, 162'07.25; 5. Cole Johnson, Orem, 161'04.25; 6. Chase Harding, Uintah, 158'11.50; 7. Slade Henderson, Uintah, 158'02.50; 8. Darant Johnson, Box Elder, 157'04.25.

Pole vault — 1. Jackson Merrill, Orem, 15'05.75; 2. Daniel Yee, Maple Mountain, 13'05.75; 3. Shawn Spencer, Hillcrest, 13'05.75; 4. Brendan Croft, Timpanogos, 13'05.75; 5. Tyson Morley, Viewmont, 13'03; 6. Bentley Smith, Maple Mountain, 12'06; 7. Tanner Evans, Cedar Valley, 12'00; 8. Naoto Robinson, Hillcrest, 12'00.



# Track & Field - 5A

## Girls Event Results

100 meters — 1. Sarah Ballard, Lehi, 11.86; 2. Madi Durrant, Wasatch, 12.21; 3. Ellie Hadfield, Maple Mountain, 12.36; 4. Natalie Hadlock, Cedar Valley, 12.59; 5. Lily Boyden, Skyline, 12.64; 6. Katie Hutchings, Timpview, 12.68; 7. Morgan Carter, Park City, 12.69; 8. Kate Fallon, Spanish Fork, 12.78

200 meters — 1. Sarah Ballard, Lehi, 24.19; 2. Madi Durrant, Wasatch, 25.08; 3. Lily Boyden, Skyline, 25.28; 4. Ellie Hadfield, Maple Mountain, 25.39; 5. Brooklyn Sturdivant, Orem, 25.43; 6. Summer Christensen, 25.61; 7. Elyse Jessen, Alta, 25.63; 8. Katie Hutchings, Timpview.

400 meters — 1. Madi Durrant, Wasatch, 55.33; 2. Elyse Jessen, Alta, 56.16; 3. Brooklyn Sturdivant, Orem, 57.22; 4. Bria Anderson, Timpanogos, 57.58; 5. Kylie Hadfield, Box Elder, 57.67; 6. Millie Wilcox, Olympus, 58.00; 7. Lily Boyden, Skyline, 58.12.

800 meters — 1. Elyse Jessen, Alta, 2:14.84; 2. Caroline Moon, Lehi, 2:16.66; 3. Julie Moore, Mountain View, 2:17.18; 4. Tobin Hutchings, Timpanogos, 2:17.21; 5. Kaylee Hale, Park City, 2:18.11; 6. Lily Boyden, Skyline, 2:19.20; 7. Kate Giles, Wasatch, 2:19.91; 8. Lydia Templeman, Springville, 2:20.12.

1,600 meters — 1. Jane Hedengren, Timpview, 4:50.91; 2. Julie Moore, Mountain View, 4:57.82; 3. Mari Konold, Mountain View, 4:59.55; 4. Caroline Moon, Lehi, 5:02.57; 5. Emily Sumsion, Springville, 5:02.84; 6. Lia Sealander, Brighton, 5:03.05; 7. Tobin Hutchings, Timpanogos, 5:03.87; 8. Lydia Templeman, Springville, 5:05.06.

3,200 meters — 1. Jane Hedengren, Timpview, 10:34.58; 2. Julie Moore, Mountain View, 10:34.78; 3. Mari Konold, Mountain View, 10:40.22; 4. Emily Sumsion, Springville, 10:55.25; 5. Ari Trimble, Orem, 10:57.37; 6. Caroline Rupper, Brighton, 11:02.08; 7. Caroline Moon, Lehi, 11:03.11; 8. Lydia Beus, Orem, 11:03.21.

100 hurdles — 1. Sarena Mackley, Box Elder, 14.98; 2. Sarah Spangenberg, Viewmont, 15.14; 3. Olivia Taylor, Salem Hills, 15.44; 4. Shelby Johnson, Box Elder, 15.62; 5. Sydney Watson, Springville, 15.69; 6. Emily Gwilliam, Spanish Fork, 15.93; 7. Kirsten Oldham, Jordan, 16.13; 8. Gracyn Cook, Spanish Fork, 16.26.

300 hurdles — 1. Abby Egbert, Orem, 44.25; 2. Sydney Watson, Springville, 44.42; 3. Emily Gwilliam, Spanish Fork, 45.65; 4. Udochi Okoro, Skyline, 45.89; 5. Sarah Spangenberg, Viewmont, 46.13; 6. Sarena Mackley, Box Elder, 46.97; 7. Ellie Christensen, Park City, 47.07; 8. Raygan Peterson, Timpanogos, 47.13.

4x100 relay — 1. Spanish Fork, 49.00; 2. Timpanogos, 49.26; 3. Timpview, 49.42; 4. East, 49.43; 5. Stansbury, 49.69; 6. Park City, 49.81; 7. Cedar Valley, 50.20; 8. Brighton, 50.69.

4x200 relay — 1. Spanish Fork, 1:45.04; 2. East, 1:45.93; 3. Timpview, 1:46.03; 4. Park City, 1:46.03; 5. Box Elder, 1:46.05; 6. Olympus, 1:46.60; 7. Stansbury, 1:47.43; 8. Brighton, 1:47.57.

4x400 relay — 1. Timpanogos, 3:55.66; 2. Park City, 3:56.06; 3. Lehi, 3:56.75; 4. Orem, 3:57.40; 5. Box Elder, 4:01.70; 6. Olympus, 4:02.70; 7. Timpview, 4:04.52; 8. Skyline, 4:04.56.

4x800 relay — 1. Timpanogos, 9:23.97; 2. Mountain View, 9:30.77; 3. Springville, 9:41.21; 4. Orem, 9:43.61; 5. Skyline, 9:43.77; 6. Park City, 9:44.83; 7. Timpview, 9:47.77; 8. Bountiful, 9:51.55.

High jump — 1. Kora Cook, Uintah, 5'04.50; 2. Shelby Johnson, Box Elder, 5'02.50; 3. Emily Gwilliam, Spanish Fork, 5'02.50; 4. Summer Christensen, Timpanogos, 5'02.50; 5. Kate Murdock, Highland, 5'00.75; 6 (tie). Jordn Woodford, Uintah; Aspen Hardy, Box Elder, 5'00.75; 8. Abby Kirby, Salem Hills, 5'00.75.

# Track & Field - 5A

## *Girls Event Results*

Long jump — 1. Kate Tueller, Northridge, 17'09.75; 2. Elle Jacobson, Jordan, 17'07.50; 3. Kirsten Oldham, Jordan, 17'05.50; 4. Sarena Mackley, Box Elder, 17'04.75; 5. Kora Cook, Uintah, 17'02.25; 6. Sarah Spangenberg, Viewmont, 17'00.75; 7. Lucie Prettyman, East, 16'10.25; 8. Gracee Alders, Stansbury, 16'06.00.

Shot put — 1. Kennadee Vaughn, Box Elder, 39'04.00; 2. Teisa Halaufia, Skyline, 38'11.25; 3. Laisaane Toa, Northridge, 38'01.75; 4. Rylan Sears, Bonneville, 37'10.25; 5. Aneres Liufau, Provo, 36'11.75; 6. Jasmine Sisar, Stansbury, 36'09.75; 7. Alana King, Timpanogos, 36'06.50; 8. Ajah Rajvong, Lehi, 35'09.50

Discus — 1. Grace Knudsen, Maple Mountain, 132'06.50; 2. Ajah Rajvong, Lehi, 131'10.75; 3. Teisa Halaufia, Skyline, 118'10; 4. Ashlyn Reeder, Box Elder, 112'08; 5. Aspen Sorenson, Bonneville, 110'08.25; 6. Melia Finken, Lehi, 102'06; 7. Rachel Roberts, Viewmont, 101'01.50; 8. Ella Stoddard, Springville, 100'10.25.

Javelin — 1. Brekell Gammell, Salem Hills, 137'01.75; 2. Ashlyn Reeder, Box Elder, 129'01.50; 3. Hallie Reeder, Box Elder, 127'06.25; 4. Keira Braegger, Box Elder, 120'03.25; 5. Alana King, Timpanogos, 111'02.75; 6. Tobin Hutchings, Timpanogos, 109'06.50; 7. Paige Berg, Wasatch, 109'06.25; 8. Madison Reeder, Box Elder, 105'07.25.

Pole vault — 1. Taylor Yee, Maple Mountain, 11'03; 2. Anna Ames, Hillcrest, 10'00; 3. Maddie Grimshaw, Salem Hills, 10'00; 4. Liesel Ford, Lehi, 9'06; 5. Rosa Welch, Lehi, 8'06; 6. Sadie Reall, Cedar Vally, 8'06; 7. Emily Swain, Hillcrest, 8'00; 8. Adelynne Steed, Salem Hills, 8'00.

# Track & Field - 6A

## 2022 Utah UHSAA State Track & Field Championships

Clarence Robison Track - Brigham Young University

Provo, UT

May 19, 2022 - May 21, 2022

### Boy's 6A Team Scores

After 18 Events

Place	Team	Score
1.	Corner Canyon HS	116
2.	Farmington HS	76
2.	Skyridge HS	76
4.	Bingham HS	68
5.	Syracuse HS	57
6.	Layton HS	55.5
7.	Roy HS	42
8.	Westlake HS	32
9.	Lone Peak HS	26
10.	West Jordan HS	25.5
11.	Davis HS	18
12.	American Fork HS	15
13.	Herriman HS	13
13.	Weber HS	13
15.	Clearfield HS	12
16.	West HS	11
17.	Granger HS	10
18.	Riverton HS	8
19.	Taylorsville HS	7
19.	Copper Hills HS	7
19.	Fremont HS	7
22.	Cyprus HS	4
23.	Mountain Ridge HS	2
24.	Kearns HS	1

### Girl's 6A Team Scores

After 18 Events

Place	Team	Score
1.	Lone Peak HS	106
2.	Bingham HS	79
3.	Herriman HS	55
4.	Corner Canyon HS	50
5.	Skyridge HS	47
6.	Westlake HS	45
7.	American Fork HS	43
8.	Fremont HS	41
9.	Farmington HS	32
10.	Syracuse HS	30
11.	West Jordan HS	27
12.	Copper Hills HS	26
12.	Weber HS	26
14.	West HS	18
15.	Riverton HS	17
16.	Davis HS	16
17.	Hunter HS	12
18.	Mountain Ridge HS	9
19.	Layton HS	7
20.	Clearfield HS	5
20.	Cyprus HS	5
22.	Roy HS	4
23.	Pleasant Grove HS	2

For Complete Results Click [HERE](#)

# Track & Field - 6A

## *Boys Event Results*

100 meters — 1. Parker Kingston, Roy, 10.533; 2. Smith Snowden, Skyridge, 10.535; 3. Cody Hagen, Corner Canyon, 10.62; 4. Cody Hone, Bingham, 10.72; 5. Nick Sanders, Layton, 10.91; 6. Aiden McDonald, Corner Canyon, 10.95; 7. Gabe Remy, West Jordan, 11.00; 8. Cameron Mamalis, Bingham, 11.04.

200 meters — 1. Cody Hagen, Corner Canyon, 20.97; 2. Parker Kingston, Roy, 21.33; 3. Smith Snowden, Skyridge, 21.72; 4. Cody Hone, Bingham, 21.79; 5. Aiden McDonald, Corner Canyon, 21.97; 6. Brandon Hall, Bingham, 22.25; 7. Alejandro Romero, Granger, 22.26; 8. Colby Anderson, Roy, 22.36.

400 meters — 1. Code Hone, Bingham, 47.86; 2. Tate Kjar, Corner Canyon, 48.36; 3. Jaron Higgs, Clearfield, 48.83; 4. Alejandro Romero, Granger, 49.17; 5. Colby Anderson, Roy, 49.18; 6. Preston Rasmussen, Corner Canyon, 49.75; 7. Lance Benham, Westlake, 50.60; 8. Julian Whisman, Lone Peak, 51.03.

800 meters — 1. Ethan Peterson, Farmington, 1:53.27; 2. Carter Cutting, Corner Canyon, 1:53.78; 3. Spencer Leininger, Lone Peak, 1:54.28; 4. Jaron Hartshorn, Lone Peak, 1:54.45; 5. Seth Wallgren, Skyridge, 1:54.62; 6. Matthew Neuenschwander, Farmington, 1:55.25; 7. Isaac Halverson, Farmington, 1:56.10; 8. Kadan Allen, Herriman, 1:57.06.

1,600 meters — 1. Ethan Peterson, Farmington, 4:09.24; 2. Ryan Bennett, Farmington, 4:10.18; 3. Jaron Hartshorn, Lone Peak, 4:11.34; 4. Carter Cutting, Corner Canyon, 4:11.54; 5. Jackson Henstrom, Corner Canyon, 4:13.67; 6. Isaac Halverson, Farmington, 4:14.20; 7. Seth Wallgren, Skyridge, 4:14.43; 8. William Horne, Herriman, 4:15.05.

3,200 meters — 1. Seth Wallgren, Skyridge, 9:05.26; 2. Ethan Peterson, Farmington, 9:06.82; 3. Ryan Bennett, Farmington, 9:11.52; 4. Jayden Fitzgarrald, American Fork, 9:12.07; 5. Chase Evans, American Fork, 9:15.44; 6. Joshua Hernandez, American Fork, 9:15.52; 7. Tyler Spencer, Davis, 9:15.78; 8. Spencer Bradshaw, Farmington, 9:17.09.

110 hurdles — 1. Ryan Trane, Weber, 14.36; 2. Elias Gerald, Westlake, 15.01; 3. Jacob Smart, Skyridge, 15.20; 4. Vance Nelson, Syracuse, 15.66; 5. Chad Leon, Layton, 15.73; 6. Nick Forsyth, Layton, 15.84; 7. Samuel Adams, Copper Hills, 15.93; 8. Jared Steinicke, Davis, 16.06.

300 hurdles — 1. Jaren Arnold, Syracuse, 39.69; 2. Jacob Smart, Skyridge, 39.77; 3. Nick Forsyth, Layton, 40.07; 4. Joshua Hodgkin, Copper Hills, 40.57; 5. Nathan Athay, Skyridge, 40.66; 6. Braxton Stark, Syracuse, 40.71; 7. Nathan Chamberlain, Bingham, 41.23; 8. Spencer Kirkham, Corner Canyon, 41.32.

4x100 relay — 1. Corner Canyon, 41.65; 2. Syracuse, 42.82; 3. Bingham, 43.06; 4. Layton, 43.13; 5. Skyridge, 43.24; 6. Farmington, 43.69; 7. Fremont, 43.89; 8. West Jordan, 43.95.

4x200 relay — 1. Corner Canyon, 1:27.29; 2. Bingham, 1:27.89; 3. Skyridge, 1:30.05; 4. Syracuse, 1:30.51; 5. Cyprus, 1:3.57; 6. Roy, 1:30.76; 7. Farmington, 1:30.93; 8. West Jordan, 1:31.52.

4x400 relay — 1. Corner Canyon, 3:19.78; 2. Syracuse, 3:21.64; 3. Clearfield, 3:23.60; 4. Farmington, 3:24.54; 5. Lone Peak, 3:25.04; 6. Granger, 3:25.11; 7. Westlake, 3:27.38; 8. Skyridge, 3:28.78.

4x800 relay — 1. Farmington, 7:43.28; 2. Corner Canyon, 7:47.40; 3. Skyridge, 8:00.81; 4. Davis, 8:01.56; 5. Lone Peak, 8:05.66; 6. Herriman, 8:09.53; 7. American Fork, 8:13.10; 8. Mountain Ridge, 8:16.21.

# Track & Field - 6A

## *Boys Event Results*

High jump — 1. Elias Gerald, Westlake, 6'08; 2. Brayden Whitehead, 6'02; 3. Roshawne Burgher, Taylorsville, 6'02; 4. Jonathan Smith, Fremont, 6'02; 5. William Giles, Layton, 6'02; 6. Aidan Harrop, Layton, 6'02; 7. Hayden Gribble, Herriman, 6'00; 8. Logan Prince, West Jordan, 6'00.

Long jump — 1. Elias Gerald, Westlake, 22'08.75; 2. Brandon Hall, Bingham, 21'03; 3. Dayton Runyan, Farmington, 21'02.00; 4. Jackson Ames, Corner Canyon, 21'00; 5. Slater Hancock, Davis, 21'00; 6. Nico Rubio, West, 20'10.50; 7. Brandon Burgess, Bingham, 20'08.75; 8. Kapeli Smith, Kearns, 20'06.50.

Shot put — 1. Anthony Macedo, West Jordan, 55'03.75; 2. Tyler Poooele, Layton, 55'03.50; 3. Evan Forbush, Davis, 49'09.75; 4. Dawson Jacobsen, Corner Canyon, 49'05.00; 5. Matt Lafaso, Syracuse, 49'02.50; 6. Cody Christensen, Corner Canyon, 49'00.50; 7. Cameron Beck, Skyridge, 49'00.25; 8. Hugo Ortega-Sanchez, Corner Canyon, 48'00.50.

Discus — 1. Tyler Poole, Layton, 175'04; 2. Cody Christensen, Corner Canyon, 163'06.25; 3. Aleka Leausa, West Jordan, 163'00; 4. Anthony Macedo, West Jordan, 156'09; 5. Dawson Jacobsen, Corner Canyon, 149'07.25; 6. Jackson Stark, Syracuse, 142'03; 7. Kyle Taylor, Syracuse, 139'11.50; 8. Nathaniel Gomm, Mountain Ridge, 139'04.50.

Javelin — 1. Ethan Ecker, Roy, 195'02.25; 2. Nick Forsyth, Layton, 186'00.25; 3. Reese Jones, Roy, 179'05.50; 4. Brevin Hamblin, Syracuse, 164'03.75; 5. Kadan Allen, Herriman, 162'09.50; 6. Jack Burke, Skyridge, 159'11; 7. Eli James, Herriman, 159'10; 8. Matt Taylor, Skyridge, 158'11.

Pole vault — 1. Dallin Thornton, Bingham, 16'00; 2. Nico Rubio, West, 14'09; 3. Joseph Brandt, Skyridge, 14'06; 4. Kyle James, Riverton, 14'00; 5. Sam Price, Syracuse, 13'06; 6. Wyatt Barker, Riverton, 13'00; 7. Austin Rallison, Weber, 12'06; 8. Connor Gold, Bingham, 12'06.

# Track & Field - 6A

## Girls Event Results

100 meters — 1. Amare Harlan, Fremont, 11.81; 2. Marianne Barber, Farmington, 11.99; 3. Shelbie Workman, Bingham, 12.55; 4. Andrea Amoah, Bingham, 12.61; 5. Makayla Fowers, Roy, 12.76; 6. Ella Willardson, Herriman, 12.79; 7. Angelina Appel, Bingham, 12.81; 8. Monroe Jung, Weber, 12.87.

200 meters — 1. Amare Harlan, Fremont, 23.83; 2. Marianne Barber, Farmington, 24.30; 3. Andrea Amoah, Bingham, 25.16; 4. Hannah Hawkins, Lone Peak, 25.55; 5. Rachel Foster, Skyridge, 25.68; 6. Sunny Meyers, Corner Canyon, 25.77; 7. Angelina Appel, Bingham, 26.10; 8. Shelbie Workman, Bingham, 26.18.

400 meters — 1. Marianne Barber, Farmington, 55.30; 2. Kylie Olsen, Skyridge, 56.67; 3. Sunny Meyers, Corner Canyon, 57.43; 4. Lexi Goff, Lone Peak, 58.17; 5. Dakota Peyton, Hunter, 59.60; 6. Meredith Boggess, Lone Peak, 59.89; 7. Annalise Ririe, Weber, 59.98; 8. Lydia Moore, Bingham, 1:00.15.

800 meters — 1. Taylor Rohatinsky, Lone Peak, 2:10.65; 2. Kylie Olsen, Skyridge, 2:12.16; 3. Avalon Mecham, American Fork, 2:14.77; 4. Shelby Jensen, Westlake, 2:15.48; 5. Taylor O'Farrell, Riverton, 2:15.89; 6. Katie Bybee, Lone Peak, 2:16.27; 7. Addi Bruening, Herriman, 2:16.74; 8. Natalie Swain, Bingham, 2:17.56.

1,600 meters — 1. Taylor Rohatinsky, Lone Peak, 4:49.16; 2. Addi Bruening, Herriman, 4:58.70; 3. Avalon Mecham, American Fork, 4:58.70; 4. Shelby Jensen, Westlake, 5:00.16; 6. Boston Bybee, Lone Peak, 5:03.03; 7. Addie Meldrum, Lone Peak, 5:04.20; 8. Hailey Low, Layton, 5:04.67.

3,200 meters — 1. Addi Bruening, Herriman, 10:39.09; 2. Taylor Rohatinsky, Lone Peak, 10:39.74; 3. Avalon Mecham, American Fork, 10:41.51; 4. Natalie Swain, Bingham, 10:50.09; 5. Hailey Low, Layton, 10:57.73; 6. Sydney Horner, Riverton, 11:07.31; 7. Avery Moore, American Fork, 11:10.26; 8. Shelby Jensen, Westlake, 11:13.97.

110 hurdles — 1. Eliza Smith, Bingham, 14.79; 2. Sariah Gerald, Westlake, 14.99; 3. Eden Devries, Weber, 15.20; 4. Shandrey Allman, Davis, 15.65; 5. Carleen Miyamoto, Clearfield, 15.84; 6. Lily Collier, American Fork, 15.90; 7. Madelynne Taggart, Corner Canyon, 16.01; 8. Marie Alaimo, Skyridge, 16.050.

300 hurdles — 1. India Ortiz, West, 44.82; 2. Eliza Smith, Bingham, 44.99; 3. Sariah Gerald, Westlake, 45.33; 4. Megan Eaton, Lone Peak, 45.34; 5. Lillian Smith, Copper Hills, 45.46; 6. Madelynne Taggart, Corner Canyon, 45.99; 7. Mia Kauffman, Skyridge, 47.85; 8. Carleen Miyamoto, Clearfield, 54.34.

4x100 relay — 1. Roy, 51.34; 2. Westlake, 51.41; 3. Davis, 51.59; 4. Herriman, 51.75; 5. Layton, 51.79; 6. Taylorsville, 52.92; 7. Hunter, 53.07; 8. West Jordan, 53.55.

4x200 relay — 1. Bingham, 1:42.89; 2. Lone Peak, 1:44.48; 3. Corner Canyon, 1:44.73; 4. Skyridge, 1:46.28; 5. Syracuse, 1:47.02; 6. Westlake, 1:47.85; 7. Cyprus, 1:48.28; 8. Davis, 1:48.89.

4x400 relay — 1. Corner Canyon, 3:58.58; 2. Herriman, 4:01.91; 3. Bingham, 4:02.56; 4. Skyridge, 4:03.18; 5. Weber, 4:04.27; 6. Farmington, 4:05.11; 7. West, 4:05.23; 8. Fremont, 4:08.18.

4x800 relay — 1. Lone Peak, 9:25.66; 2. Riverton, 9:31.22; 3. American Fork, 9:36.41; 4. Westlake, 9:41.96; 5. Corner Canyon, 9:47.29; 6. Farmington, 9:48.72; 7. Layton, 9:56.07; 8. Herriman, 9:56.46.

# Track & Field - 6A

## *Girls Event Results*

High jump — 1 (tie). Cortnie Barker, Syracuse; Cami Dvitkovich, Weber, 5'07.75; 3. Presley Gray, American Fork, 5'03.75; 4. Looryn Helgesen, Davis, 5'01.75; 5. Kloe Liptrot, Syracuse, 5'01.75; 6. Averie Olsen, Fremont, 5'01.75; 7 (tie). Nancy Roundy, Pleasant Grove; Jocelyn Ordyna, Bingham; Rylee Parkinson, Mountain Ridge, 4'11.75.

Long jump — 1. Amare Harlan, Fremont, 19'03; 2. Tehana Moo, Syracuse, 17'09; 3. Sarah Taylor, Fremont, 16'07.25; 4. Lily Crofts, Corner Canyon, 16'07.25; 5. Harmonie Ragin, Lone Peak, 16'06.75; 6. Meredith Bog-gess, Lone Peak, 16'05.25; 7. Natalie Hansen, Riverton, 16'01.00; 8. Maddie Oliver, Pleasant Grove, 15'09.25.

Shot put — 1. Shannan Fonua, West Jordan, 38'01.00; 2. Ulu Havea, West Jordan, 37'08.75; 3. Clara Baker, American Fork, 37'08.25; 4. Kalo Fifita, Herriman, 37'06.75; 5. Misimua Letoi, West Jordan, 37'01.25; 6. Maren Jones, Mountain Ridge, 36'11.25; 7. Meg Cummings, Mountain Ridge, 36'01.50; 8. Savannah Anderton, Clearfield, 35'02.75.

Discus — 1. Tieri Rigamoto, Westlake, 121'01.50; 2. Hannah Parry, Copper Hills, 114'01.25; 3. Ulu Havea, West Jordan, 112'06.50; 4. Kalo Fifita, Herriman, 106'08.25; 5. Maren Jones, Mountain Ridge, 105'10; 6. Zoey Wheeler, Syracuse, 105'04.50; 7. Camille Allen, Hunter, 103'05; 8. Karly Rusch, Syracuse, 100'06.25.

Javelin — 1. Eva Chenn, Lone Peak, 118'05.25; 2. Presley Heggie, Herriman, 109'05.50; 3. Ruby McConnachie, Hunter, 109'01.50; 4. Lauryn Hall, Davis, 108'01.75; 5. Addison Freeland, Herriman, 106'10.75; 6. Miley Richards, Skyridge, 106'03.50; 7. Mia Midley, Copper Hills, 105'02.25; 8. Kloe Liptrot, Syracuse, 104.00.

Pole vault — 1. Brielle Davis, Copper Hills, 12'06; 2. Sabrina Fairbanks, Lone Peak, 11'09; 3. India Ortiz, West, 11'00; 4. Miley Richards, Skyridge, 11'00; 5. Lucy Jeppson, Lone Peak, 10'06; 6. Emma Hamblin, Corner Can-yon, 10'06; 7. Aaleiah Porter-Gyll, Herriman, 10'00; 8. Rylan Marin, Bingham, 10'00.






# Volleyball - 2A

## 2021 UHSAA/Mountain America Credit Union 2A Volleyball State Tournament

First Round Oct. 23rd at Home Sites • Subsequent Rounds Oct. 29 & 30 at UVU

Seed	Oct. 23 - 1:00pm at Home Sites	October 29 - Matches 9-20 & Cons. at UCCU Center - UVU	October 30 - Matches 21-24 & Consolation at UCCU Center - UVU
		<b>1 Gunnison Valley</b>	
		M17 - 9:00am - Court 2 Gunnison Valley	
M2	16 Draper APA 17 Rockwell	Draper APA 23-25, 25-20, 26-24, 25-20	Gunnison Valley 25-13, 25-8, 25-12
			M25 - 12:00pm - Court 2 Gunnison Valley 25-17, 25-21, 25-15
M3	9 Rowland Hall 24 UMA - Hill Field	Rowland Hall 25-12, 25-9, 25-9	American Heritage 25-15, 25-20, 25-13
		M18 - 9:00am - Court 1 American Heritage	
		<b>8 American Heritage</b>	
			M29 - 10:30am - Court 2 North Summit 26-24, 25-22, 17-25, 25-20
		<b>4 North Summit</b>	
		M19 - 9:00am - Court 3 North Summit	
M6	13 North Sevier 20 Merit Prep	North Sevier 25-10, 25-7, 25-10	North Summit 25-9, 25-16, 25-14
		M26 - 12:00pm - Court 3 North Summit	
M7	12 Beaver 21 Wasatch Academy	Beaver 25-7, 25-3, 25-7	
		M20 - 9:00am - Court 4 Beaver	
		<b>5 Millard</b>	
			M32 - 8:00pm - Court 2 North Summit 25-14, 25-16, 25-19
			<b>2A State Champion</b>
			<b>Kanab</b>
			2nd Place
		<b>2 Kanab</b>	
		M21 - 10:30am - Court 2 Kanab	
M10	15 Waterford 18 San Juan	Waterford 25-20, 25-22, 26-24	Kanab 25-23, 23-25, 25-20, 25-17
			M27 - 1:30pm - Court 2 Kanab 25-20, 25-21, 25-17
M11	10 Duchesne 23 UMA - Camp Williams	Duchesne 25-3, 25-0, 25-4	
		M22 - 10:30am - Court 1 Duchesne	
		<b>7 Maeser Prep</b>	
			M30 - 12:00pm - Court 2 Kanab 20-25, 25-22, 28-26, 25-19
			M31 - 3:00pm - Court 2 Gunnison Valley South Sevier 25-12, 25-19, 25-13
		<b>3 St. Joseph</b>	
		M23 - 10:30am - Court 3 St. Joseph	
M14	14 Freedom Prep 19 Parowan	Parowan 25-14, 25-20, 25-17	South Sevier 25-18, 25-14, 25-12
		M28 - 1:30pm - Court 3 South Sevier	
M15	11 South Sevier 22 APA - West Valley	South Sevier 25-10, 25-10, 25-14	
		M24 - 10:30am - Court 4 South Sevier	
		<b>6 Enterprise</b>	
			M40 - 10:30am - Court 1 American Heritage Beaver 25-13, 25-20, 25-21
			M39 - 12:00pm - Court 1 Duchesne St. Joseph 25-20, 25-21, 24-26, 21-25, 15-8
			M41 - 1:30pm - Court 1 Duchesne American Heritage 25-20, 25-21, 24-26, 21-25, 15-8
			<b>7th Place</b>
			M33 - 12:00pm - Court 1 Draper APA Rowland Hall 17-25, 25-18, 25-18, 25-13
			M34 - 12:00pm - Court 4 North Sevier Millard 17-25, 21-25, 25-22, 25-21, 15-13
			M35 - 1:30pm - Court 1 Waterford Maeser Prep 25-17, 25-22, 16-25, 25-17
			M36 - 1:30pm - Court 4 Parowan Enterprise 25-19, 20-25, 25-13, 10 25 15 0
			M38 - 9:00am - Court 1 North Sevier 25-18, 25-10, 25-20
			M42 - 1:30pm - Court 2 North Sevier 19-25, 33-31, 21-25, 25-21, 15-10
			<b>6th Place</b>
			Enterprise 25-22, 25-14, 25-9
			<b>8th Place</b>



MOUNTAIN AMERICA  
CREDIT UNION



North  
Summit



Farmers Union  
INSURANCE




# Volleyball - 3A

## 2021 UHSAA/Mountain America Credit Union 3A Volleyball State Tournament


First Round Oct. 23rd at Home Sites • Subsequent Rounds Oct. 27 & 28 at UVU

Seed	Oct. 23 - 1:00pm at Home Sites	October 27 - Matches 6-17 & Cons. at UCCU Center - UVU	October 28 - Matches 18-21 & Consolation at UCCU Center - UVU
------	-----------------------------------	---	--

		<b>1 Emery</b>	<b>Emery</b> M17 - 9:00am - Court 2 25-22, 25-15, 25-19		
M2	<b>16 Canyon View</b> <b>17 Providence Hall</b>	<b>Canyon View</b> 25-11, 25-12, 25-23	<b>Emery</b> M25 - 12:00pm - Court 2 25-4, 25-16, 25-12		
		<b>9 Juab</b> M18 - 9:00am - Court 1	<b>Ogden</b> 23-25, 12-25, 25-23, 25-22, 17-15		
		<b>8 Ogden</b>	<b>Union</b> M29 - 9:30am - Court 2 20-25, 25-23, 25-16, 25-13		
		<b>4 Union</b> M19 - 9:00am - Court 3	<b>Union</b> 25-23, 25-13, 25-19		
M6	<b>13 Juan Diego</b> <b>20 Ben Lomond</b>	<b>Juan Diego</b> 25-7, 25-12, 25-10	<b>Union</b> M26 - 12:00pm - Court 3 27-25, 25-12, 25-21		
M7	<b>12 Judge Memorial</b> <b>21 American Leadership</b>	<b>Judge Memorial</b> 25-16, 25-11, 25-19	<b>South Summit</b> 25-17, 25-11, 25-15		
		<b>5 South Summit</b>			
		<b>2 Morgan</b> M21 - 10:30am - Court 2	<b>Morgan</b> 25-11, 25-20, 25-18		
M10	<b>15 Grand County</b> <b>18 Summit Academy</b>	<b>Grand County</b> 25-10, 25-13, 25-12	<b>Morgan</b> M27 - 1:30pm - Court 2 25-18, 25-14, 25-15		
		<b>10 Delta</b> M22 - 10:30am - Court 1	<b>Delta</b> 25-15, 22-25, 27-25, 22-25, 15-9		
		<b>7 Layton Christian</b>	<b>Morgan</b> M30 - 11:00am - Court 2 25-20, 25-20, 25-19		
		<b>3 Carbon</b> M23 - 10:30am - Court 3	<b>Richfield</b> 25-22, 26-28, 18-25, 25-20, 15-4		
M14	<b>14 Richfield</b> <b>19 Grantsville</b>	<b>Richfield</b> 25-27, 25-18, 25-13, 25-15	<b>Richfield</b> M28 - 1:30pm - Court 3 25-22, 25-23, 25-18		
		<b>11 Manti</b> M24 - 10:30am - Court 4	<b>North Sanpete</b> 27-25, 19-25, 25-18, 25-15		
		<b>6 North Sanpete</b>	<b>Ogden</b> M40 - 9:30am - Court 1 25-21, 25-21, 25-23		
			<b>South Summit</b> M39 - 11:00am - Court 1 25-23, 25-23, 22-25, 25-19, 25-13, 20-25, 25-1		
			<b>Delta</b> M41 - 12:30pm - Court 1 25-19, 25-13, 20-25, 25-1		
			<b>North Sanpete</b> M33 - 12:00pm - Court 1 21-25, 25-16, 25-23, 25-18		
			<b>Emery</b> M31 - 2:00pm - Court 2 25-14, 25-6, 25-13		
			<b>Richfield</b> M38 - 8:00am - Court 1 26-24, 25-16, 25-14		
			<b>Emery</b> M42 - 12:30pm - Court 2 25-21, 25-22, 12-25, 20-25, 15-12		
			<b>Richfield</b> M35 - 1:30pm - Court 1 19-25, 15-13		
			<b>South Summit</b> M44 - 12:30pm - Court 2 25-19, 25-13, 20-25, 25-1		
			<b>Delta</b> M36 - 1:30pm - Court 4 25-18, 25-22, 26-28, 26-24		
			<b>South Summit</b> M34 - 12:00pm - Court 4 26-24, 25-16, 25-14		
			<b>Delta</b> M43 - 12:00pm - Court 1 25-21, 25-22, 12-25, 20-25, 15-12		
			<b>South Summit</b> M37 - 11:00am - Court 1 25-19, 14-25, 25-16, 19-25, 15-13		
			<b>Richfield</b> M32 - 4:30pm - Court 2 26-24, 25-17, 25-18		
			<b>Emery</b> M45 - 12:30pm - Court 2 25-21, 25-22, 12-25, 20-25, 15-12		
			<b>Richfield</b> M46 - 12:30pm - Court 2 25-19, 25-13, 20-25, 25-1		
			<b>Delta</b> M47 - 12:30pm - Court 2 25-19, 25-13, 20-25, 25-1		
			<b>South Summit</b> M48 - 12:30pm - Court 2 25-19, 25-13, 20-25, 25-1		
			<b>Delta</b> M49 - 12:30pm - Court 2 25-19, 25-13, 20-25, 25-1		
			<b>South Summit</b> M50 - 12:30pm - Court 2 25-19, 25-13, 20-25, 25-1		
			<b>Delta</b> M51 - 12:30pm - Court 2 25-19, 25-13, 20-25, 25-1		
			<b>South Summit</b> M52 - 12:30pm - Court 2 25-19, 25-13, 20-25, 25-1		
			<b>Delta</b> M53 - 12:30pm - Court 2 25-19, 25-13, 20-25, 25-1		
			<b>South Summit</b> M54 - 12:30pm - Court 2 25-19, 25-13, 20-25, 25-1		
			<b>Delta</b> M55 - 12:30pm - Court 2 25-19, 25-13, 20-25, 25-1		
			<b>South Summit</b> M56 - 12:30pm - Court 2 25-19, 25-13, 20-25, 25-1		
			<b>Delta</b> M57 - 12:30pm - Court 2 25-19, 25-13, 20-25, 25-1		
			<b>South Summit</b> M58 - 12:30pm - Court 2 25-19, 25-13, 20-25, 25-1		
			<b>Delta</b> M59 - 12:30pm - Court 2 25-19, 25-13, 20-25, 25-1		
			<b>South Summit</b> M60 - 12:30pm - Court 2 25-19, 25-13, 20-25, 25-1		
			<b>Delta</b> M61 - 12:30pm - Court 2 25-19, 25-13, 20-25, 25-1		
			<b>South Summit</b> M62 - 12:30pm - Court 2 25-19, 25-13, 20-25, 25-1		
			<b>Delta</b> M63 - 12:30pm - Court 2 25-19, 25-13, 20-25, 25-1		
			<b>South Summit</b> M64 - 12:30pm - Court 2 25-19, 25-13, 20-25, 25-1		
			<b>Delta</b> M65 - 12:30pm - Court 2 25-19, 25-13, 20-25, 25-1		
			<b>South Summit</b> M66 - 12:30pm - Court 2 25-19, 25-13, 20-25, 25-1		
			<b>Delta</b> M67 - 12:30pm - Court 2 25-19, 25-13, 20-25, 25-1		
			<b>South Summit</b> M68 - 12:30pm - Court 2 25-19, 25-13, 20-25, 25-1		
			<b>Delta</b> M69 - 12:30pm - Court 2 25-19, 25-13, 20-25, 25-1		
			<b>South Summit</b> M70 - 12:30pm - Court 2 25-19, 25-13, 20-25, 25-1		
			<b>Delta</b> M71 - 12:30pm - Court 2 25-19, 25-13, 20-25, 25-1		
			<b>South Summit</b> M72 - 12:30pm - Court 2 25-19, 25-13, 20-25, 25-1		
			<b>Delta</b> M73 - 12:30pm - Court 2 25-19, 25-13, 20-25, 25-1		
			<b>South Summit</b> M74 - 12:30pm - Court 2 25-19, 25-13, 20-25, 25-1		
			<b>Delta</b> M75 - 12:30pm - Court 2 25-19, 25-13, 20-25, 25-1		
			<b>South Summit</b> M76 - 12:30pm - Court 2 25-19, 25-13, 20-25, 25-1		
			<b>Delta</b> M77 - 12:30pm - Court 2 25-19, 25-13, 20-25, 25-1		
			<b>South Summit</b> M78 - 12:30pm - Court 2 25-19, 25-13, 20-25, 25-1		
			<b>Delta</b> M79 - 12:30pm - Court 2 25-19, 25-13, 20-25, 25-1		
			<b>South Summit</b> M80 - 12:30pm - Court 2 25-19, 25-13, 20-25, 25-1		
			<b>Delta</b> M81 - 12:30pm - Court 2 25-19, 25-13, 20-25, 25-1		
			<b>South Summit</b> M82 - 12:30pm - Court 2 25-19, 25-13, 20-25, 25-1		
			<b>Delta</b> M83 - 12:30pm - Court 2 25-19, 25-13, 20-25, 25-1		
			<b>South Summit</b> M84 - 12:30pm - Court 2 25-19, 25-13, 20-25, 25-1		
			<b>Delta</b> M85 - 12:30pm - Court 2 25-19, 25-13, 20-25, 25-1		
			<b>South Summit</b> M86 - 12:30pm - Court 2 25-19, 25-13, 20-25, 25-1		
			<b>Delta</b> M87 - 12:30pm - Court 2 25-19, 25-13, 20-25, 25-1		
			<b>South Summit</b> M88 - 12:30pm - Court 2 25-19, 25-13, 20-25, 25-1		
			<b>Delta</b> M89 - 12:30pm - Court 2 25-19, 25-13, 20-25, 25-1		
			<b>South Summit</b> M90 - 12:30pm - Court 2 25-19, 25-13, 20-25, 25-1		
			<b>Delta</b> M91 - 12:30pm - Court 2 25-19, 25-13, 20-25, 25-1		
			<b>South Summit</b> M92 - 12:30pm - Court 2 25-19, 25-13, 20-25, 25-1		
			<b>Delta</b> M93 - 12:30pm - Court 2 25-19, 25-13, 20-25, 25-1		
			<b>South Summit</b> M94 - 12:30pm - Court 2 25-19, 25-13, 20-25, 25-1		
			<b>Delta</b> M95 - 12:30pm - Court 2 25-19, 25-13, 20-25, 25-1		
			<b>South Summit</b> M96 - 12:30pm - Court 2 25-19, 25-13, 20-25, 25-1		
			<b>Delta</b> M97 - 12:30pm - Court 2 25-19, 25-13, 20-25, 25-1		
			<b>South Summit</b> M98 - 12:30pm - Court 2 25-19, 25-13, 20-25, 25-1		
			<b>Delta</b> M99 - 12:30pm - Court 2 25-19, 25-13, 20-25, 25-1		
			<b>South Summit</b> M100 - 12:30pm - Court 2 25-19, 25-13, 20-25, 25-1		



**MOUNTAIN AMERICA**  
CREDIT UNION



**Union**

**3A State Champion**  
26-24, 25-17, 25-18

**Morgan**  
2nd Place

**Emery**  
3rd Place

**Richfield**  
4th Place

**Delta**  
5th Place

**South Summit**  
7th Place

**Canyon View**  
6th Place

**Layton Christian**  
8th Place



RETURN TO MAIN MENU PAGE





# Volleyball - 5A

## 2021 UHSAA/Mountain America Credit Union 5A Volleyball State Tournament

First Rounds Nov. 2nd at POD Sites • Subsequent Rounds Nov. 4, 5 & 6 at UVU

Seed	Nov. 2 - 5:00pm at POD Sites Game 2 - 30min. after Conclusion of game 1	November 4 - Matches 9-28 & Cons. at UCCU Center - UVU	November 5 - Matches 29-34 Cons. at UCCU Center - UVU	November 6 - Matches 21-24 at UCCU Center - UVU
------	--	---	--	--

Higher seed is always the HOME Team

**POD 1 at 16 Seed Home Site**

17 Timpanogos	16 Orem
32 Hillcrest	17 Timpanogos
	25-5, 25-8, 25-10
24 Alta	9 Northridge
25 Tooele	25 Alta

**POD2 at 9 Seed Home Site**

**POD 3 at 13 Seed Home Site**

20 Payson	13 Spanish Fork
29 Jordan	20 Payson
	25-16, 25-15, 21-25, 25-14
21 Murray	12 Box Elder
28 Highland	28 Highland
	25-16, 15-25, 19-25, 25-23, 15-9

**POD 4 at 12 Seed Home Site**

**POD 5 at 15 Seed Home Site**

18 Uintah	15 Park City
31 East	31 Uintah
	25-23, 25-11, 25-22
23 Bonneville	10 Salem Hills
26 Stansbury	23 Bonneville
	25-19, 12-25, 25-23, 23-25, 15-6

**POD 6 at 10 Seed Home Site**



**POD 7 at 14 Seed Home Site**

19 Cedar Valley	14 Olympus
30 Provo	30 Provo
	16-25, 21-25, 25-21, 26-24, 15-11
22 Springville	11 Viewmont
27 Wasatch	22 Springville
	25-22, 25-13, 25-13

**POD 8 at 11 Seed Home Site**

32 Hillcrest	3
33 Cottonwood	0
	25-19, 25-22, 25-22

1 Bountiful	M17 - 9:00am - Court 2	Bountiful	25-23, 25-12, 25-19
Timpanogos	31-29, 25-17, 25-17	Bountiful	M25 - 12:00pm - Court 2
Northridge	25-18, 25-17, 25-17	Northridge	25-21, 25-22, 25-13
M18 - 9:00am - Court 1		Northridge	M29 - 10:00am - Court 2
8 Brighton	25-6, 22-25, 25-21, 25-16	Bountiful	25-14, 25-23, 25-8
4 Woods Cross	M19 - 9:00am - Court 3	Woods Cross	25-15, 25-11, 25-20
Spanish Fork	25-19, 25-16, 25-11	Woods Cross	M26 - 12:00pm - Court 3
Box Elder	25-14, 25-15, 25-16	Woods Cross	25-17, 26-28, 25-23, 25-23
28 Highland	M20 - 9:00am - Court 4	Maple Mountain	25-12, 22-25, 25-11, 25-13
5 Maple Mountain	25-12, 22-25, 25-11, 25-13	Maple Mountain	
2 Mountain View	M21 - 10:30am - Court 2	Mountain View	25-20, 25-19, 25-18
Park City	25-15, 25-7, 25-19	Mountain View	M27 - 1:30pm - Court 2
31 Uintah	25-23, 25-11, 25-22	Mountain View	17-25, 22-25, 26-24, 25-20, 15-11
10 Salem Hills	25-7, 25-14, 25-17	Salem Hills	25-15, 27-25, 15-25, 25-11
23 Bonneville	M22 - 10:30am - Court 1	Salem Hills	
26 Stansbury	23, 23-25, 15-6	Lehi	25-15, 27-25, 15-25, 25-11
7 Lehi	25-15, 27-25, 15-25, 25-11	Mountain View	M30 - 10:00am - Court 3
3 Skyline	M23 - 10:30am - Court 3	Skyline	27-25, 25-23, 15-25, 25-13
Olympus	25-20, 25-13, 23-25, 25-13	Skyline	M31 - 1:30pm - Court 3
30 Provo	16-25, 21-25, 25-21, 26-24, 15-11	Olympus	25-8, 25-18, 25-15
11 Viewmont	26-28, 25-23, 25-16, 25-19	Viewmont	M28 - 1:30pm - Court 3
22 Springville	M24 - 10:30am - Court 4	Viewmont	25-8, 25-16, 25-11
27 Wasatch	25-22, 25-13, 25-13	Viewmont	
6 Timpview	25-8, 25-16, 25-11	Timpview	M32 - 4:00pm - Court 3
Timpview		Timpview	26-24, 25-23, 25-19
Northridge	M39 - 11:30am - Court 3	Maple Mountain	M40 - 11:30am - Court 4
Maple Mountain	M41 - 1:00pm - Court 3	Maple Mountain	20-25, 25-19, 25-14, 25-20
Salem Hills	21-25, 25-21, 25-20, 25-15	Salem Hills	M39 - 11:30am - Court 3
Skyline	22-25, 18-16	Salem Hills	M41 - 1:00pm - Court 3
Skyline		Skyline	25-20, 24-26, 25-12, 25-15
Maple Mountain		Maple Mountain	22-25, 18-16
Brighton	25-18, 25-20, 27-25	Brighton	
Brighton	M38 - 10:00am - Court 4	Brighton	M33 - 12:00pm - Court 1
Brighton	25-20, 19-25, 25-11, 23-25, 15-10	Brighton	Timpanogos
Box Elder	18-25, 25-23, 24-26, 25-22, 15-11	Box Elder	Brighton
Box Elder		Box Elder	25-18, 25-12, 25-19
Park City	M35 - 1:30pm - Court 1	Lehi	M34 - 12:00pm - Court 4
Lehi	25-19, 26-24, 24-26, 25-20	Lehi	Spanish Fork
Lehi		Lehi	Box Elder
Lehi	M37 - 10:00am - Court 3	Lehi	18-25, 25-23, 24-26, 25-22, 15-11
Olympus	25-14, 25-22, 25-20	Viewmont	M35 - 1:30pm - Court 1
Viewmont		Viewmont	Park City
Viewmont		Viewmont	Lehi
Viewmont		Viewmont	25-19, 26-24, 24-26, 25-20
Viewmont		Viewmont	M36 - 1:30pm - Court 4
Viewmont		Viewmont	M37 - 10:00am - Court 3
Viewmont		Viewmont	Lehi
Viewmont		Viewmont	25-15, 24-26, 25-14, 25-18
Viewmont		Viewmont	Brighton
Viewmont		Viewmont	25-14, 25-22, 25-20
Viewmont		Viewmont	Brighton
Viewmont		Viewmont	8th Place

**Bountiful**  
5A State Champion  
25-13, 29-27, 25-18

**Mountain View**  
2nd Place

**Timpview**  
3rd Place  
25-10, 25-23, 25-23

**Woods Cross**  
4th Place

**Salem Hills**  
5th Place

**Maple Mountain**  
7th Place

**Lehi**  
6th Place

**Brighton**  
8th Place



# Volleyball - 6A

## 2021 UHSAA/Mountain America Credit Union 6A Volleyball State Tournament

First Round Nov. 2nd at Home Sites • Subsequent Rounds Nov. 4, 5 & 6 at UVU

Seed	Nov. 2 - 6:00pm at Home Sites	November 4 - Matches 9-28 & Cons. at UCCU Center - UVU	November 5 - Matches 29-34 Cons. at UCCU Center - UVU	November 6 - Matches 21-24 at UCCU Center - UVU
------	----------------------------------	---	--	--

1 Copper Hills Higher seed is always the HOME Team

M2	16 American Fork 17 Weber	Copper Hills M17 - 3:30pm - Court 2 Weber 25-20, 25-21, 25-23	Copper Hills 25-15, 20-25, 25-16, 25-10 M25 - 6:30pm - Court 2 Copper Hills 21-25, 25-19, 29-27, 25-15	
M3	9 Bingham 24 Westlake	Bingham 25-13, 25-19, 25-10 M18 - 3:30pm - Court 1 Bingham 25-22, 25-15, 25-17		
M6	13 Mountain Ridge 20 Herriman	Pleasant Grove M19 - 3:30pm - Court 3 Mountain Ridge 25-20, 25-20, 25-17		
M7	12 Corner Canyon 21 Kearns	Corner Canyon 25-9, 25-7, 25-10 M20 - 3:30pm - Court 4 Skyridge 25-12, 25-11, 23-25, 25-11		



M10	15 Roy 18 Farmington	Syracuse M21 - 5:00pm - Court 2 Farmington 25-11, 25-15, 25-15		
M11	10 Riverton 23 West	Riverton 25-5, 25-17, 25-15 M22 - 5:00pm - Court 1 Riverton 25-15, 25-17, 25-14		

M14	14 Davis 19 Granger	Lone Peak M23 - 5:00pm - Court 3 Davis 25-16, 25-12, 25-18		
M15	11 Clearfield 22 Layton	Clearfield 25-21, 25-12, 25-21 M24 - 5:00pm - Court 4 Fremont 25-15, 25-21, 25-20		

M32 - 6:30pm - Court 2	Pleasant Grove 24-26, 25-15, 26-24, 25-18		
M30 - 11:30am - Court 3	Lone Peak 25-19, 25-18, 23-25, 25-18		
M31 - 1:30pm - Court 2	Copper Hills Syracuse 21-25, 25-20, 11-25, 25-23, 18-16		
M40 - 11:30am - Court 1	Bingham Skyridge 25-15, 25-19, 25-23		
M39 - 11:30am - Court 2	Riverton Fremont 25-16, 25-14, 25-14		
M33 - 6:30pm - Court 1	Weber West Jordan 25-17, 25-22, 19-25, 25-16		
M34 - 6:30pm - Court 4	Mountain Ridge Corner Canyon 15-25, 17-25, 25-16, 25-18, 15-12		
M35 - 8:00pm - Court 1	Farmington Hunter 13-25, 13-25, 25-14, 25-13, 17-15		
M36 - 8:00pm - Court 4	Davis Clearfield 25-23, 25-20, 16-25		
M38 - 10:00am - Court 1	Corner Canyon Weber 25-22, 23-25, 25-23, 25-23		
M42 - 1:00pm - Court 1	Farmington Fremont 25-21, 25-23, 19-25, 23-25, 19-17		
M37 - 10:00am - Court 2	Farmington Fremont 25-23, 25-20, 16-25		



# Wrestling - Boys 1A & 2A



## 2021-22 Boys State Wrestling Team Scores

### 1A Team Scores

1. Panguitch	236
2. Altamont	123.5
3. Milford	118.5
4. Monticello	117
5. Piute	70
6. Rich	54
7. Tintic	46
8. Diamond Ranch	25
9. Wayne	24
10. Bryce Valley	22
11. Whitehorse	19
12. Water Canyon	18
13. Escalante	0

### 2A Team Scores

1. Millard	308.5
2. Beaver	259
3. Enterprise	147
4. Duchesne	128
5. San Juan	106
6. North Sevier	98
7. North Summit	90.5
8. South Sevier	86
9. Gunnison	71
10. Kanab	53.5
11. Parowan	42

1A-2A Boys Complete Results Click [HERE](#)

# Wrestling - Boys 3A & 4A



## 2021-22 Boys State Wrestling Team Scores

### 3A Team Scores

1. Juab	307.5
2. Morgan	213.5
3. South Summit	189
4. Emery	160
5. Canyon View	123.5
6. American Leadership	93
7. Delta	80
7. Richfield	80
9. Grantsville	72
10. North Sanpete	59
11. Manti	55
12. Summit Academy	40
13. Union	39.5
14. Ben Lomond	38
14. Providence Hall	38
16. Ogden	30
17. Carbon	16
18. Grand County	7
19. Layton Christian	4

### 4A Team Scores

1. Mountain Crest	312
2. Snow Canyon	245
3. Bear River	242.5
4. Ridgeline	167
5. Hurricane	141.5
6. Pine View	126
7. Desert Hills	125
8. Green Canyon	122
9. Dixie	96.5
10. Crimson Cliffs	81
11. Sky View	56.5
12. Cedar City	47
13. Logan	41

3A Boys Complete Results Click [HERE](#)

4A Boys Complete Results Click [HERE](#)

# Wrestling - Boys 5A & 6A



## 2021-22 Boys State Wrestling Team Scores

### 5A Team Scores

1. Uintah	276.5
2. Payson	265
3. Wasatch	184
4. Lehi	93
5. Viewmont	88.5
6. Mountain View	87.5
7. Box Elder	83
8. Spanish Fork	79.5
9. Woods Cross	69
10. Murray	66
11. Salem Hills	63
12. Maple Mountain	59.5
13. Springville	56
14. Stansbury	52
15. Alta	39
16. Park City	37.5
17. Orem	36
18. Timpanogos	26.5
19. Tooele	21.5
20. Northridge	19
21. Skyline	18
22. Bountiful	16
23. Cedar Valley	10
24. Hillcrest	9
25. Olympus	8
26. Brighton	7
26. Highland	7
28. Timpview	3

### 6A Team Scores

1. Pleasant Grove	216.5
2. Layton	207
3. Westlake	165.5
4. Corner Canyon	144
5. Fremont	122
6. Mountain Ridge	113
7. Syracuse	104
8. Lone Peak	95.5
9. Skyridge	72
10. Bingham	67.5
11. Davis	60.5
12. American Fork	55.5
13. Farmington	53
14. Cyprus	46
15. Weber	42
16. Hunter	36
17. West	31.5
18. Granger	31
19. Riverton	29
20. Copper Hills	25
21. Clearfield	24
22. Herriman	23
23. Roy	3
23. West Jordan	3
25. Kearns	1

5A Boys Complete Results Click [HERE](#)

6A Boys Complete Results Click [HERE](#)



# Wrestling - Girls 3A & 4A



## 2021-22 Girls State Wrestling Team Scores

### 3A Team Scores

1. Grantsville	167
2. Juab	153
3. ALA	147
4. Union	125.5
5. North Sanpete	125
6. Rich	118
7. Enterprise	109
8. Canyon View	89
9. Ogden	68
10. Manti	56
11. Morgan	45
12. North Sevier	42
13. Duchesne	41.5
14. Juan Diego	39
15. Summit Academy	30
16. Providence Hall	22
17. Layton Christian	12
18. Richfield	3
19. Ben Lomond	0
19. Grand County	0
19. South Summit	0

### 4A Team Scores

1. Mountain Crest	465.5
2. Bear River	366
3. Ridgeline	123
4. Pineview	100
5. Skyview	90
6. Cedar City	42
7. Dixie	41
8. Green Canyon	38
9. Crimson Cliff	36
10. Snow Canyon	22
11. Logan	11
12. Desert Hills	7

3A Girls Complete Results Click [HERE](#)

4A Girls Complete Results Click [HERE](#)

# Wrestling - Girls 5A & 6A



## 2021-22 Girls State Wrestling Team Scores

### 5A Team Scores

1. Maple Mountain	188.5
2. Uintah	165
3. Northridge	162
4. Springville	144
5. Mountain View	126
5. Tooele	126
7. Jordan	89
8. Stansbury	71
9. Cedar Valley	63
10. Timpview	56
11. Bonneville	46
12. Park City	43.5
13. Hillcrest	42
14. Murray	28
14. Payson	28
16. Alta	24
17. Provo	22
17. Woods Cross	22
19. Bountiful	18
19. Lehi	18
21. East	17

### 6A Team Scores

1. Westlake	290
2. Copper Hills	210
3. Pleasant Grove	137
4. Mountain Ridge	123
5. Syracuse	121
6. Cyprus	101
7. Riverton	95
8. Corner Canyon	91
9. Granger	82
10. Layton	79
11. Weber	65
12. Hunter	64
13. Bingham	59.5
14. Davis	54.5
15. Fremont	47
16. Taylorsville	38
17. Herriman	25
17. Skyridge	25
19. Farmington	24
19. West Jordan	24
21. Clearfield	23

5A Girls Complete Results Click [HERE](#)

6A Girls Complete Results Click [HERE](#)