



# Yearly Results

## 2018-19



# Contents

## SECTIONS

FALL RESULTS SUMMARY .....	3
WINTER RESULTS SUMMARY .....	5
SPRING RESULTS SUMMARY .....	7
BASEBALL .....	11
BASKETBALL .....	15
CROSS COUNTRY .....	27
DRILL.....	32
FOOTBALL .....	40
GOLF.....	46
SOCCER.....	85
SOFTBALL .....	95
SWIMMING .....	100
TENNIS.....	104
TRACK AND FIELD.....	112
VOLLEYBALL .....	118
WRESTLING.....	124

CLICK ON A SPORT OR PAGE NUMBER TO GO DIRECTLY TO THE LISTED PAGE



**MOUNTAIN AMERICA**  
CREDIT UNION

# Fall Results Summary

## 2018 UHSAA FALL RESULTS

### CROSS COUNTRY - BOYS

#### **1A**

1st Place	Monticello
2nd Place	Panguitch
3rd Place	Wayne
4th Place	Water Canyon
5th Place	Valley

#### **2A**

1st Place	North Summit
2nd Place	Millard
3rd Place	Rowland Hall
4th Place	Parowan
5th Place	Kanab

#### **3A**

1st Place	Morgan
2nd Place	Emery
3rd Place	Grantsville
4th Place	Union
5th Place	Grand County

#### **4A**

1st Place	Pine View
2nd Place	Canyon View
3rd Place	Mountain View
4th Place	Stansbury
5th Place	Hurricane

#### **5A**

1st Place	Corner Canyon
2nd Place	Skyridge
3rd Place	Farmington
4th Place	Timpanogos
5th Place	Springville

#### **6A**

1st Place	American Fork
2nd Place	Davis
3rd Place	Riverton
4th Place	Herriman
5th Place	Lone Peak

### BASEBALL

#### **1A**

1st Place	Piute
2nd Place	Wayne

### CROSS COUNTRY - GIRLS

#### **1A**

1st Place	Panguitch
2nd Place	Milford
3rd Place	Monticello
4th Place	Whitehorse
5th Place	Bryce Valley

#### **2A**

1st Place	Millard
2nd Place	North Summit
3rd Place	Parowan
4th Place	Enterprise
5th Place	Duchesne

#### **3A**

1st Place	Morgan
2nd Place	Grand County
3rd Place	Richfield
4th Place	Judge Memorial
5th Place	San Juan

#### **4A**

1st Place	Desert Hills
2nd Place	Pine View
3rd Place	Ogden
4th Place	Mountain View
5th Place	Cedar City

#### **5A**

1st Place	Springville
2nd Place	Timpview
3rd Place	Bountiful
4th Place	Skyline
5th Place	Olympus

#### **6A**

1st Place	American Fork
2nd Place	Lone Peak
3rd Place	Westlake
4th Place	Davis
5th Place	Pleasant Grove

### SOCCER - GIRLS

#### **1A/2A**

1st Place	Rowland Hall
2nd Place	Waterford

#### **3A**

1st Place	Morgan
2nd Place	Judge Memorial

#### **4A**

1st Place	Snow Canyon
2nd Place	Orem

#### **5A**

1st Place	Corner Canyon
2nd Place	Murray

#### **6A**

1st Place	Lone Peak
2nd Place	Layton

### GOLF - BOYS

#### **2A**

1st Place	Beaver
2nd Place	Gunnison Valley
3rd Place	Rowland Hall
4th Place	Waterford
5th Place	Kanab

#### **3A**

1st Place	Morgan
2nd Place	Judge Memorial
3rd Place	Richfield
4th Place	Union
5th Place	Carbon

#### **4A**

1st Place	Park City
2nd Place	Desert Hills
3rd Place	Sky View
4th Place	Spanish Fork
5th Place	Tooele

#### **5A**

1st Place	Skyline
2nd Place	Farmington
3rd Place	Olympus
4th Place	Corner Canyon
5th Place	Veivmont

#### **6A**

1st Place	Lone Peak
2nd Place	Davis
3rd Place	Weber
4th Place	American Fork
5th Place	Pleasant Grove



# Fall Results Summary

## 2018 UHSAA FALL RESULTS

### TENNIS - GIRLS

#### **3A**

1st Place	Judge Memorial
T - 2nd Place	Morgan
T - 2nd Place	Waterford
T - 4th Place	Delta
T - 4th Place	Grantsville
T - 4th Place	Wasatch Academy

#### **4A**

1st Place	Ridgeline
T - 2nd Place	Desert Hills
T - 2nd Place	Park City
T - 4th Place	Logan
T - 4th Place	Uintah

#### **5A**

T - 1st Place	Olympus
T - 1st Place	Timpview
T - 3rd Place	Alta
T - 3rd Place	Corner Canyon
T - 5th Place	Highland
T - 5th Place	Woods Cross

#### **6A**

1st Place	Lone Peak
2nd Place	Davis
3rd Place	Pleasant Grove
T - 4th Place	Layton
T - 4th Place	Riverton

### VOLLEYBALL

#### **1A**

1st Place	Panguitch
2nd Place	Monticello
3rd Place	Intermountain Christian
4th Place	Rich
5th Place	Monumnet Valley
6th Place	Tabiona

#### **2A**

1st Place	North Summit
2nd Place	Enterprise
3rd Place	Gunnison Valley
4th Place	Millard
5th Place	Kanab
6th Place	Duchesne

#### **3A**

1st Place	Morgan
2nd Place	San Juan
3rd Place	Emery
4th Place	North Sanpete
5th Place	Union
6th Place	Richfield

#### **4A**

1st Place	Sky View
2nd Place	Park City
3rd Place	Lehi
4th Place	Salem Hills
5th Place	Spanish Fork
6th Place	Desert Hills

#### **5A**

1st Place	Skyridge
2nd Place	Springville
3rd Place	Box Elder
4th Place	Corner Canyon
5th Place	West
6th Place	Timpview

#### **6A**

1st Place	Lone Peak
2nd Place	Pleasant Grove
3rd Place	Copper Hills
4th Place	Bingham
5th Place	Syracuse
6th Place	American Fork

### FOOTBALL

#### **1A**

1st Place	Milford
2nd Place	Duchesne

#### **2A**

1st Place	South Summit
2nd Place	Grand County

#### **3A**

1st Place	Summit Academy
2nd Place	North Sanpete

#### **4A**

1st Place	Orem
2nd Place	Dixie

#### **5A**

1st Place	Corner Canyon
2nd Place	Skyridge

#### **6A**

1st Place	Lone Peak
2nd Place	American Fork

# Winter Results Summary

## 2018 - 2019 UHSAA WINTER RESULTS

### BASKETBALL - BOYS

#### **1A**

1st Place Tabiona  
2nd Place Panguitch

#### **2A**

1st Place Layton Christian  
2nd Place Parowan

#### **3A**

1st Place Morgan  
2nd Place Richfield

#### **4A**

1st Place Sky View  
2nd Place Bear River

#### **5A**

1st Place Corner Canyon  
2nd Place Jordan

#### **6A**

1st Place American Fork  
2nd Place Pleasant Grove

### BASKETBALL - GIRLS

#### **1A**

1st Place Panguitch  
2nd Place Piute

#### **2A**

1st Place Beaver  
2nd Place Kanab

#### **3A**

1st Place Emery  
2nd Place Grantsville

#### **4A**

1st Place Cedar City  
2nd Place Ridgeline

#### **5A**

1st Place East  
2nd Place Corner Canyon

#### **6A**

1st Place Bingham  
2nd Place Copper Hills

### DRILL TEAM

#### **1A**

1st Place Panguitch  
2nd Place Monticello  
3rd Place Rich  
4th Place Piute  
5th Place Milford

#### **2A**

1st Place Kanab  
2nd Place Enterprise  
3rd Place North Sevier  
4th Place North Summit  
5th Place Duchesne

#### **3A**

1st Place South Sevier  
2nd Place North Sanpete  
3rd Place Juab  
4th Place Richfield  
5th Place South Summit

#### **4A**

1st Place Spanish Fork  
2nd Place Dixie  
3rd Place Desert Hills  
4th Place Ridgeline  
5th Place Bonneville

#### **5A**

1st Place Bountiful  
2nd Place Maple Mountain  
3rd Place Farmington  
4th Place Viewmont  
5th Place Brighton

#### **6A**

1st Place Copper Hills  
2nd Place Bingham  
3rd Place Layton  
4th Place Pleasant Grove  
5th Place Herriman

### SWIMMING - BOYS

#### **3A**

1st Place Grand County  
2nd Place Emery  
3rd Place Millard  
4th Place Grantsville  
5th Place Telos Academy

#### **4A**

1st Place Desert Hills  
2nd Place Cedar City  
3rd Place Sky View  
4th Place Juan Diego  
5th Place Spanish Fork

#### **5A**

1st Place Brighton  
2nd Place Cottonwood  
3rd Place Skyline  
4th Place Olympus  
5th Place Timpview

#### **6A**

1st Place Lone Peak  
2nd Place American Fork  
3rd Place Weber  
4th Place Westlake  
5th Place Davis



# Winter Results Summary

## 2018 - 2019 UHSAA WINTER RESULTS

### SWIMMING - GIRLS

#### **3A**

1st Place	Carbon
2nd Place	Rowland Hall
3rd Place	Judge Memorial
4th Place	Emery
5th Place	Richfield

#### **4A**

1st Place	Desert Hills
2nd Place	Park City
3rd Place	Snow Canyon
4th Place	Green Canyon
5th Place	Orem

#### **5A**

1st Place	Wasatch
2nd Place	Timpview
3rd Place	Skyline
4th Place	Cottonwood
5th Place	Olympus

#### **6A**

1st Place	American Fork
2nd Place	Lone Peak
3rd Place	Syracuse
4th Place	Kearns
5th Place	Copper Hills

### WRESTLING

#### **1A**

1st Place	Monticello
2nd Place	Panguitch
3rd Place	Milford
4th Place	Wayne
5th Place	Rich

#### **2A**

1st Place	Millard
2nd Place	Altamont
3rd Place	Beaver
4th Place	North Sevier
5th Place	North Summit

#### **3A**

1st Place	Juab
2nd Place	Delta
3rd Place	Emery
4th Place	American Leadership Academy
5th Place	Morgan

#### **4A**

1st Place	Payson
2nd Place	Uintah
3rd Place	Bear River
4th Place	Canyon View
5th Place	Mountain Crest

#### **5A**

1st Place	Wasatch
2nd Place	Box Elder
3rd Place	Viewmont
4th Place	Skyridge
5th Place	Maple Mountain

#### **6A**

1st Place	Pleasant Grove
2nd Place	Layton
3rd Place	Syracuse
4th Place	Herriman
5th Place	Westlake

# Spring Results Summary

## 2019 UHSAA SPRING RESULTS

### BASEBALL

#### **2A**

1st Place Milford  
2nd Place Enterprise

#### **3A**

1st Place Richfield  
2nd Place Summit Academy

#### **4A**

1st Place Desert Hills  
2nd Place Dixie

#### **5A**

1st Place Cottonwood  
2nd Place Timpanogos

#### **6A**

1st Place Pleasant Grove  
2nd Place Lone Peak

### GOLF - BOYS

#### **1A**

1st Place Valley  
2nd Place Rich  
3rd Place Milford  
4th Place Panguitch  
5th Place Monticello

### SOCCER - BOYS

#### **2A**

1st Place Layton Christian  
2nd Place Rowland Hall

#### **3A**

1st Place Judge Memorial  
2nd Place Summit Academy

#### **4A**

1st Place Sky View  
2nd Place Desert Hills

#### **5A**

1st Place Brighton  
2nd Place Olympus

#### **6A**

1st Place Weber  
2nd Place Copper Hills

### SOFTBALL

#### **2A**

1st Place Enterprise  
2nd Place Gunnison Valley

#### **3A**

1st Place Grantsville  
2nd Place Manti

#### **4A**

1st Place Tooele  
2nd Place Spanish Fork

#### **5A**

1st Place West  
2nd Place Bountiful

#### **6A**

1st Place Herriman  
2nd Place Layton

### TENNIS - BOYS

#### **3A**

1st Place Waterford  
2nd Place Manti  
3rd Place Grantsville  
4th Place Rowland Hall  
T-5th Place Judge Memorial  
T-5th Place Richfield

#### **4A**

1st Place Park City  
2nd Place Bonneville  
3rd Place Pine View  
4th Place Desert Hills  
T-5th Place Green Canyon  
T-5th Place Logan

#### **5A**

1st Place Skyline  
2nd Place Brighton  
3rd Place Corner Canyon  
4th Place Woods Cross  
5th Place Olympus

#### **6A**

1st Place Lone Peak  
2nd Place American Fork  
3rd Place Pleasant Grove  
4th Place Bingham  
5th Place Davis

### GOLF - GIRLS

#### **1A**

1st Place Rich  
2nd Place Milford  
3rd Place Monticello  
4th Place Valley  
5th Place Pinnacle

#### **2A**

1st Place Beaver  
2nd Place Millard  
3rd Place Rowland Hall  
4th Place Waterford  
5th Place APA - Draper

#### **3A**

1st Place Richfield  
2nd Place Morgan  
3rd Place Grand County  
4th Place Providence Hall  
5th Place Carbon

#### **4A**

1st Place Ridgeline  
2nd Place Park City  
3rd Place Desert Hills  
4th Place Uintah  
5th Place Dixie

#### **5A**

1st Place Timpview  
2nd Place Corner Canyon  
3rd Place Alta  
4th Place Brighton  
5th Place Skyline

#### **6A**

1st Place Lone Peak  
2nd Place Davis  
3rd Place Herriman  
4th Place Bingham  
5th Place Pleasant Grove



# Spring Results Summary

## 2019 UHSAA SPRING RESULTS

### TRACK & FIELD - BOYS

#### **1A**

1st Place	Monticello
2nd Place	Panguitch
3rd Place	Milford
4th Place	Valley
5th Place	Wayne

#### **2A**

1st Place	Millard
2nd Place	Parowan
3rd Place	Kanab
4th Place	Beaver
5th Place	North Summit

#### **3A**

1st Place	Morgan
2nd Place	Grand County
3rd Place	Emery
4th Place	Delta
5th Place	Richfield

#### **4A**

1st Place	Desert Hills
2nd Place	Spanish Fork
3rd Place	Orem
4th Place	Hurricane
5th Place	Stansbury

#### **5A**

1st Place	Corner Canyon
2nd Place	Springville
3rd Place	Timpanogos
4th Place	Skyridge
5th Place	Timpview

#### **6A**

1st Place	Syracuse
2nd Place	Herriman
3rd Place	Bingham
4th Place	American Fork
5th Place	Davis

### TRACK & FIELD - GIRLS

#### **1A**

1st Place	Panguitch
2nd Place	Milford
3rd Place	Piute
4th Place	Monticello
5th Place	Bryce Valley

#### **2A**

1st Place	North Summit
2nd Place	Millard
3rd Place	Enterprise
4th Place	Parowan
5th Place	Saint Joseph

#### **3A**

1st Place	Delta
2nd Place	Juab
3rd Place	Grand County
4th Place	Union
5th Place	Morgan

#### **4A**

1st Place	Cedar City
2nd Place	Desert Hills
3rd Place	Orem
4th Place	Lehi
5th Place	Hurricane

#### **5A**

1st Place	Provo
2nd Place	Farmington
3rd Place	Corner Canyon
4th Place	Skyridge
5th Place	Box Elder

#### **6A**

1st Place	Lone Peak
2nd Place	Herriman
3rd Place	Westlake
4th Place	Davis
5th Place	Syracuse



# Baseball - 1A (Fall)

## 2018 UHSAA State 1A Baseball Championships - 1A Baseball

**Location** Various Cities, UT

**Notes** Designated home team for each game will be higher seeded team. In the event that both teams have same seed then a coin toss will determine home team. Home teams will occupy third base dugout.

Opening Round games will be played Saturday Sept. 29th at two pod locations, Richfield High School or Spanish Fork Sports Complex Field #8.

Quarterfinal games will be played at Spanish Fork Nelson Field.

Semifinals and Final will be played at Dixie State University - Bruce Hurst Field.

Nelson Field - Spanish Fork  
300 South 171 West  
Spanish Fork, Utah 84660

Dixie State University - Bruce Hurst Field  
550 South 800 East  
St. George, Utah 84770



All scores and statistics are provided by MaxPreps.com



# Baseball - 2A

## 2019 UHSAA Baseball Championships - Class 2A

Location Various Cities, UT

Tournament Notes UHSAA Baseball Homepage

Bracket Notes May 4 First Round games are single elimination and will be at four different host sites. Second Round games will also be played at host sites.

All other rounds played at Dixie State University, 550 S. 800 E., St. George, Utah 84770

Home teams are pre-determined, by seed, for games 1-14.

For games 24-25 the home team is pre-determined.

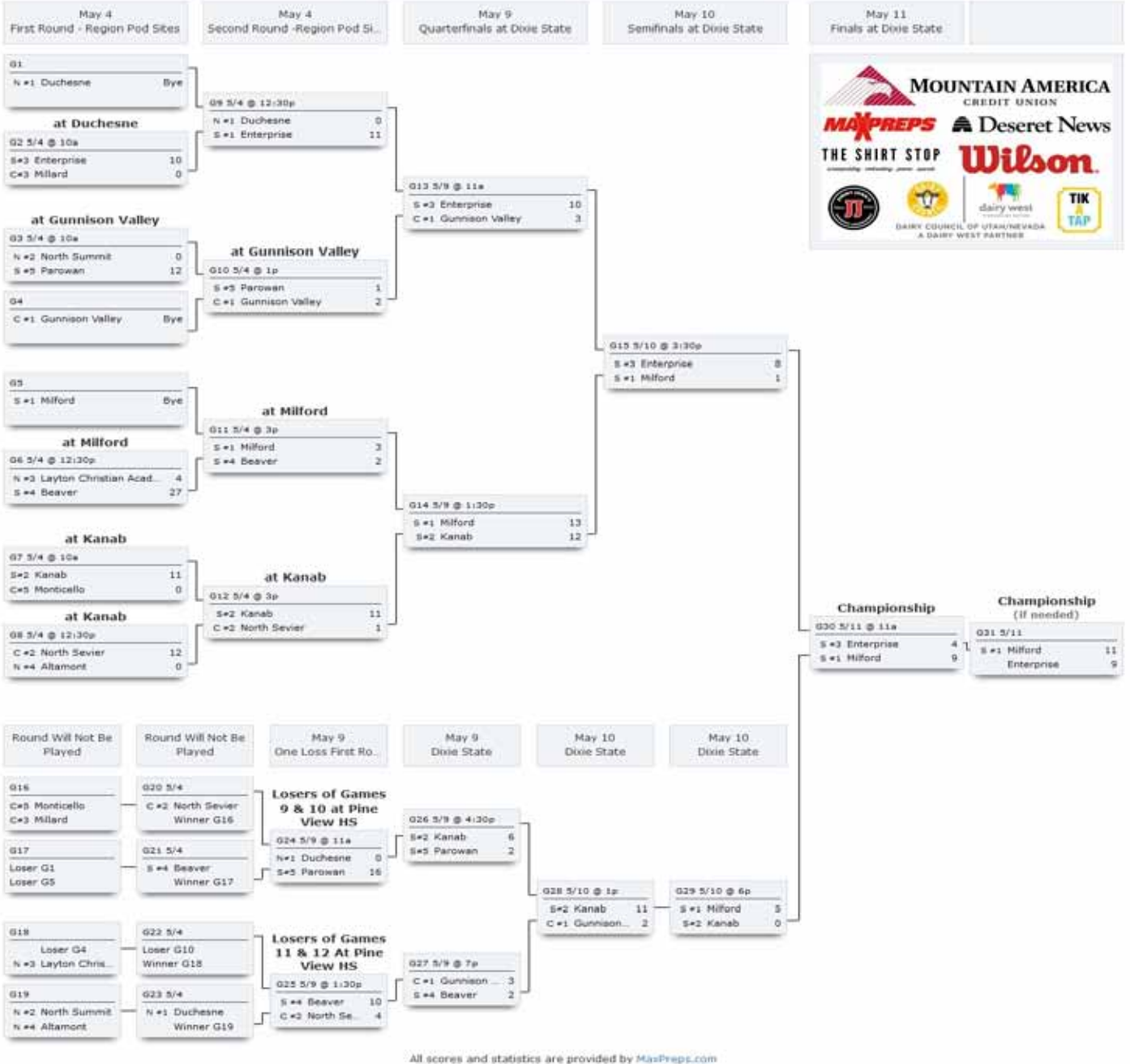
After that, the team that has been home team the least during the tournament, beginning with the team's third game, will be the home team.

A coin toss will determine home team if both teams have the same seed for games 9-14 & 16-19.

A coin toss will determine home team for games 15, & 26-29 if both teams have been the home team an equal number of times since the third round.

For game 30, the undefeated team will be the home team.

For game 31, the winner of game 30 will be the home team.



# Baseball - 3A

## 2019 UHSAA Baseball Championships - Class 3A

**Location** Various Cities, UT

**Tournament Notes** UHSAA Baseball Homepage

**Bracket Notes** 1st and 2nd Rounds played at home pod sites (default time is shown - host school has option to change times), 3rd round (GM 20-23) will be played at Salt Lake CC Cate Field or Juan Diego HS.

All other rounds played at Kearns High School, Gates Field, Kearns, UT

Home teams are pre-determined, by seed, for games 1-14 & 16-19. A coin toss will determine home team if both teams have the same seed for games 9-12 & 16-19.

For games 20-25 the home team is pre-determined with team on top of bracket as the home team.

After that, the team that has been home team the least during the tournament, beginning with the team's third game, will be the home team.

A coin toss will determine home team for games 15 & 25-29 if both teams have been the home team an equal number of times since the third round.

For game 30, the undefeated team will be the home team.

For game 31, the winner of game 30 will be the home team.



All scores and statistics are provided by MaxPreps.com

# Baseball - 4A

## 2019 UHSAA Baseball Championships - Class 4A

**Location** Various Cities, UT

**Tournament Notes** UHSAA Baseball Homepage

**Bracket Notes** 1st and 2nd Rounds played at home pod sites (default time is shown - host school has option to change times).  
All other rounds played at Lindquist Field, 2330 Lincoln Ave., Ogden, Utah

Home teams are pre-determined, by seed, for games 1-12 and 16-19. A coin toss will determine home team if both teams have the same seed for games 9-12 and 16-19.

For games 20-25 the home team is pre-determined with team on top of bracket as the home team.

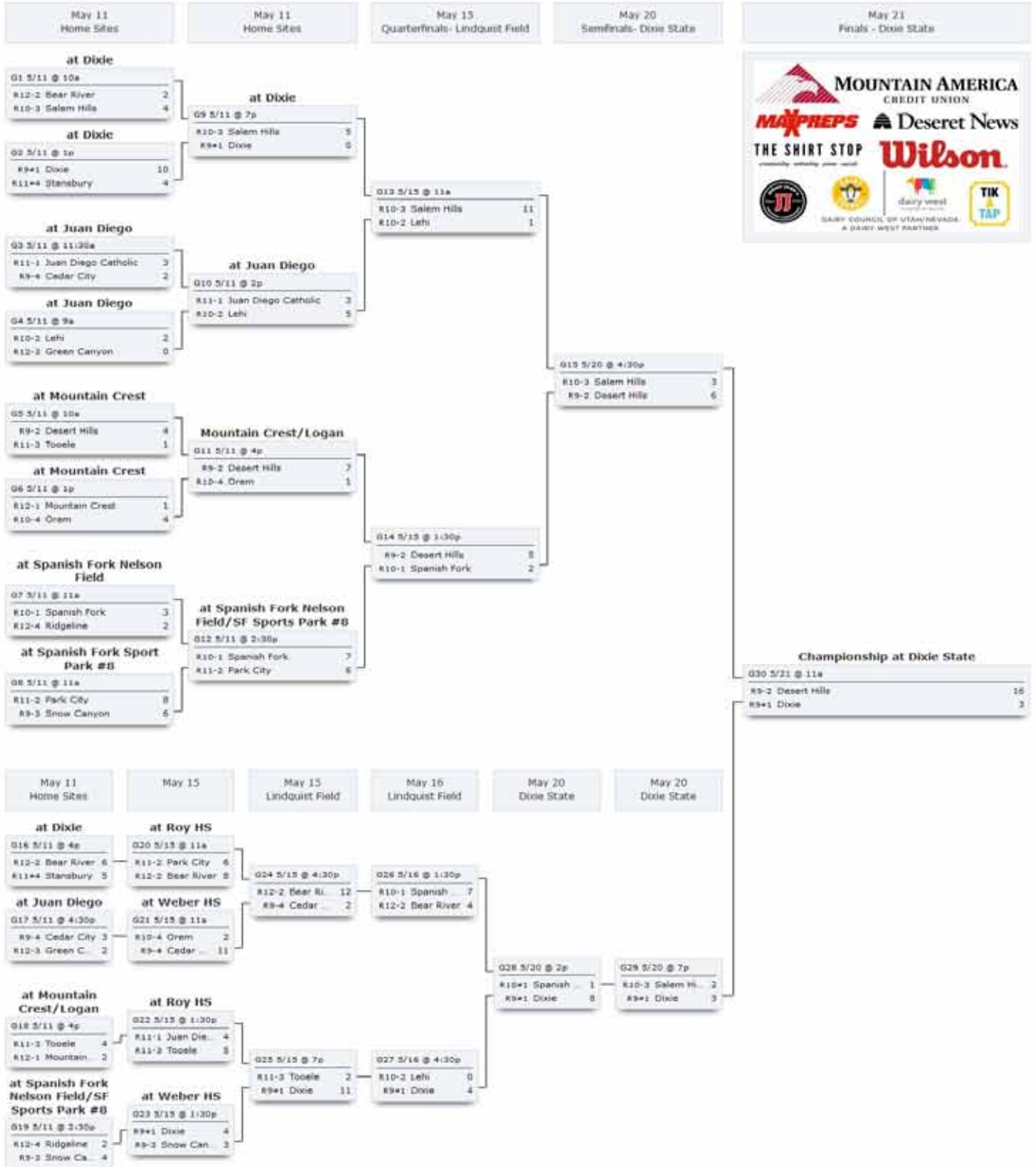
Games 13-15 will require a coin toss to determine home team.

After that, the team that has been home team the least during the tournament, beginning with the team's third game, will be the home team.

A coin toss will determine home team for games 26-29 if both teams have been the home team an equal number of times since the third round.

For game 20, the undefeated team will be the home team.

For game 31, the winner of game 30 will be the home team.



All scores and statistics are provided by MaxPreps.com

# Baseball - 5A

## 2019 UHSAA Baseball Championships - Class 5A

**Location** Various Cities, UT

**Tournament Notes** UHSAA Baseball Homepage

**Bracket Notes** First and second rounds played at home sites.

Quarterfinals and games 20-26 played at Kearns High School, Gates Field - Kearns, UT

Semifinals, Finals, and game 29 are played at Utah Valley University, UCCU Ballpark - Orem, UT

Home teams are pre-determined, by seed, for games 1-12 & 16-19. A coin toss will determine home team if both teams have the same seed for games 9-12 & 16-19.

For games 20-25 the home team is pre-determined with team on top of bracket as the home team.

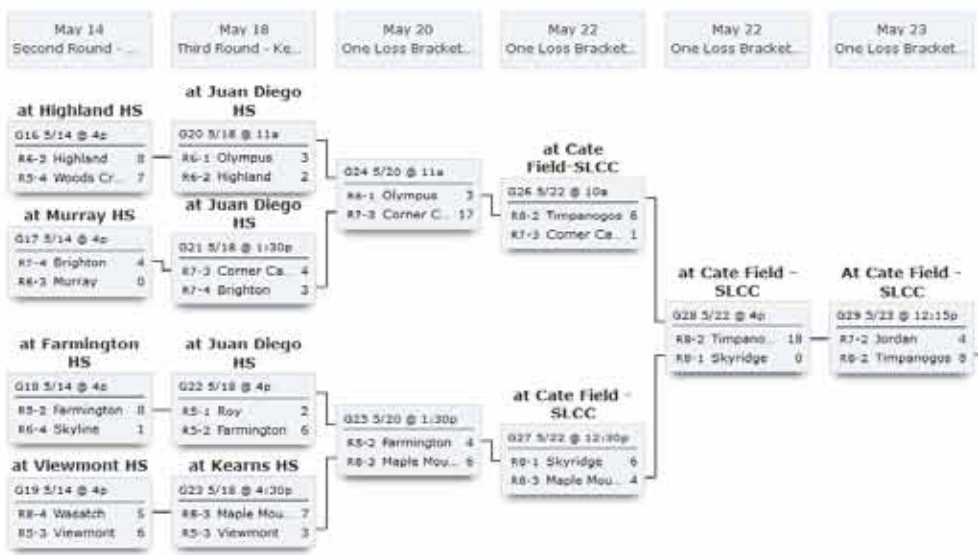
Games 13-15 will require a coin toss to determine home team.

After that, the team that has been home team the least during the tournament, beginning with the team's third game, will be the home team.

A coin toss will determine home team for games 26-29 if both teams have been the home team an equal number of times since the third round.

For game 30, the undefeated team will be the home team.

For game 31, the winner of game 30 will be the home team.



All scores and statistics are provided by MaxPreps.com

# Baseball - 6A

## 2019 UHSAA Baseball Championships - Class 6A

**Location** Various Cities, UT

**Tournament Notes** UHSAA Baseball Homepage

**Bracket Notes** 1st and 2nd Rounds played at home sites.

All other games played at Utah Valley University, UCCU Ballpark - 800 W. University Parkway, Orem, UT.

Home teams are pre-determined, by seed, for games 1-12 & 16-19. A coin toss will determine home team if both teams have the same seed for games 9-12 & 16-19.

For games 20-25 the home team is pre-determined with team on top of bracket as the home team.

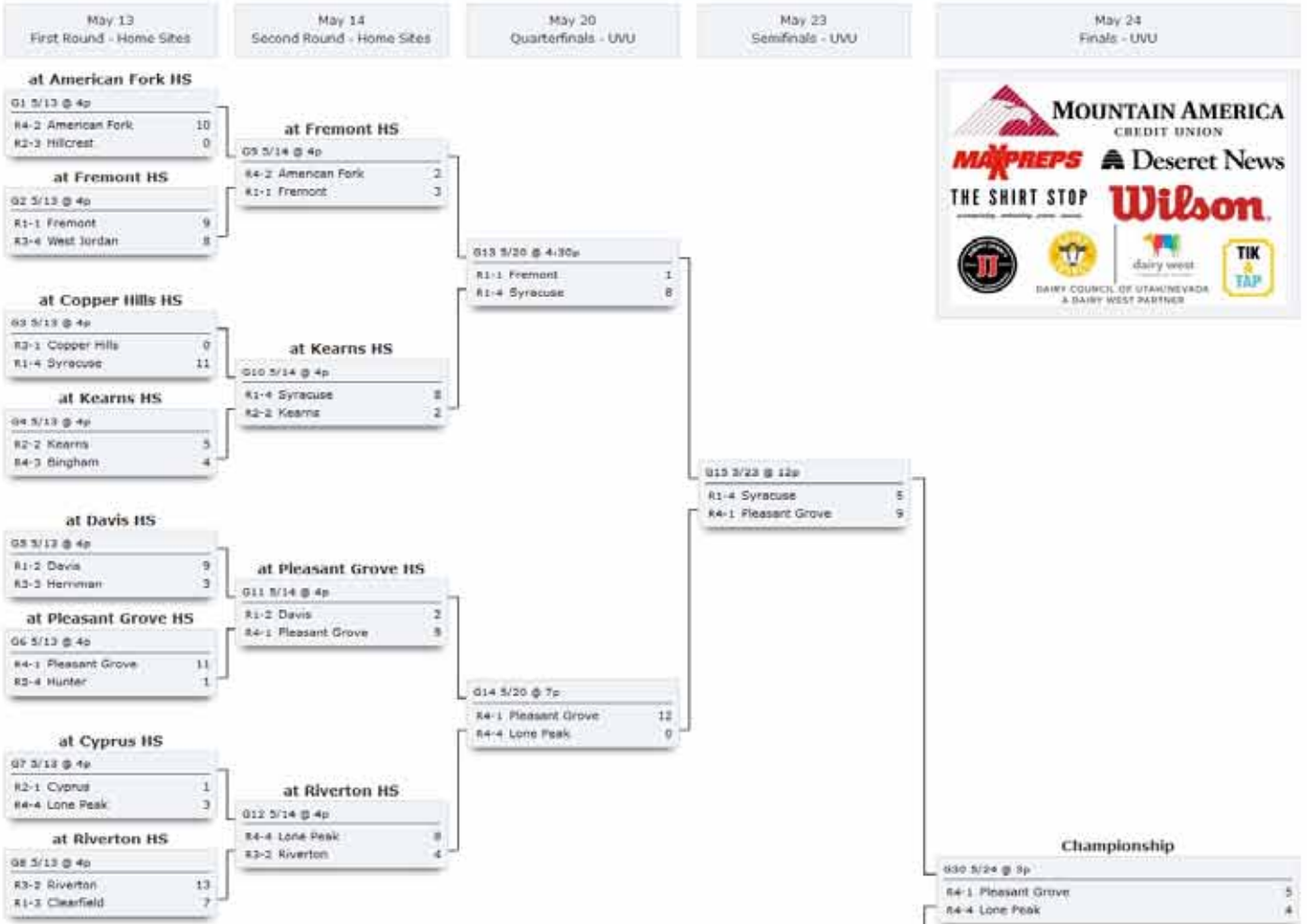
Games 13-15 will require a coin toss to determine home team.

After that, the team that has been home team the least during the tournament, beginning with the team's third game, will be the home team.

A coin toss will determine home team for games 26-29 if both teams have been the home team an equal number of times since the third round.

For game 30, the undefeated team will be the home team.

For game 31, the winner of game 30 will be the home team.



All scores and statistics are provided by MaxPreps.com

# Basketball - Boys 1A

## 2019 UHSAA Boys State Basketball Championships - Class 1A

Location Various Cities, UT

Notes Play-in Games will be played at Rocky Mountain Middle School, 800 W. School House Way, Heber City, UT.

First Round through the Finals will be played at Sevier Valley Center, 800 W 200 S, Richfield, UT 84701 and Richfield High School, 495 W Center St, Richfield, UT 84701. The higher seed will be the designated HOME team. In the event of a tie in seeds, the team on the top of the bracket will be the HOME team.

[Click here for Consolation Bracket for teams that lose in the first round](#)



### Play-in Games

Feb 23  
at Rocky Mountain MS (Heber)

<b>P1b 2/23 @ 11:20a</b> 20 #4 Flute 88 19 #3 Monument Valley 23	<b>P3b 2/23 @ 1p</b> 22 #3 Tabiona 74 21 #6 West Ridge Academy 43	<b>P4b 2/23 @ 2:30p</b> 19 #4 Whitehorse 52 21 #5 Dugway 20	<b>P5b 2/23 @ 4p</b> 21 #4 Telos 58 20 #6 Diamond Ranch Aca. 72	<b>P6b 2/23 @ 5:30p</b> 22 #4 Intermountain Chris. 37 20 #5 Water Canyon 47
--	---	---	---	---

All scores and statistics are provided by MaxPreps.com

## 2019 UHSAA Boys State Basketball Championships - Class 1A Consolation

Location Various Cities, UT

Notes This bracket is for teams losing in the first round of the championship bracket.

<http://www.maxpreps.com/tournament/aGcVeyPCoW-0KA2ncw5TA/VST1g0BxGvW-0KA2ncw5TA/basketball-winter-15-16/2016-uhsaa-boys-state-basketball-championships-class-1a.htm>



# Basketball - Boys 2A

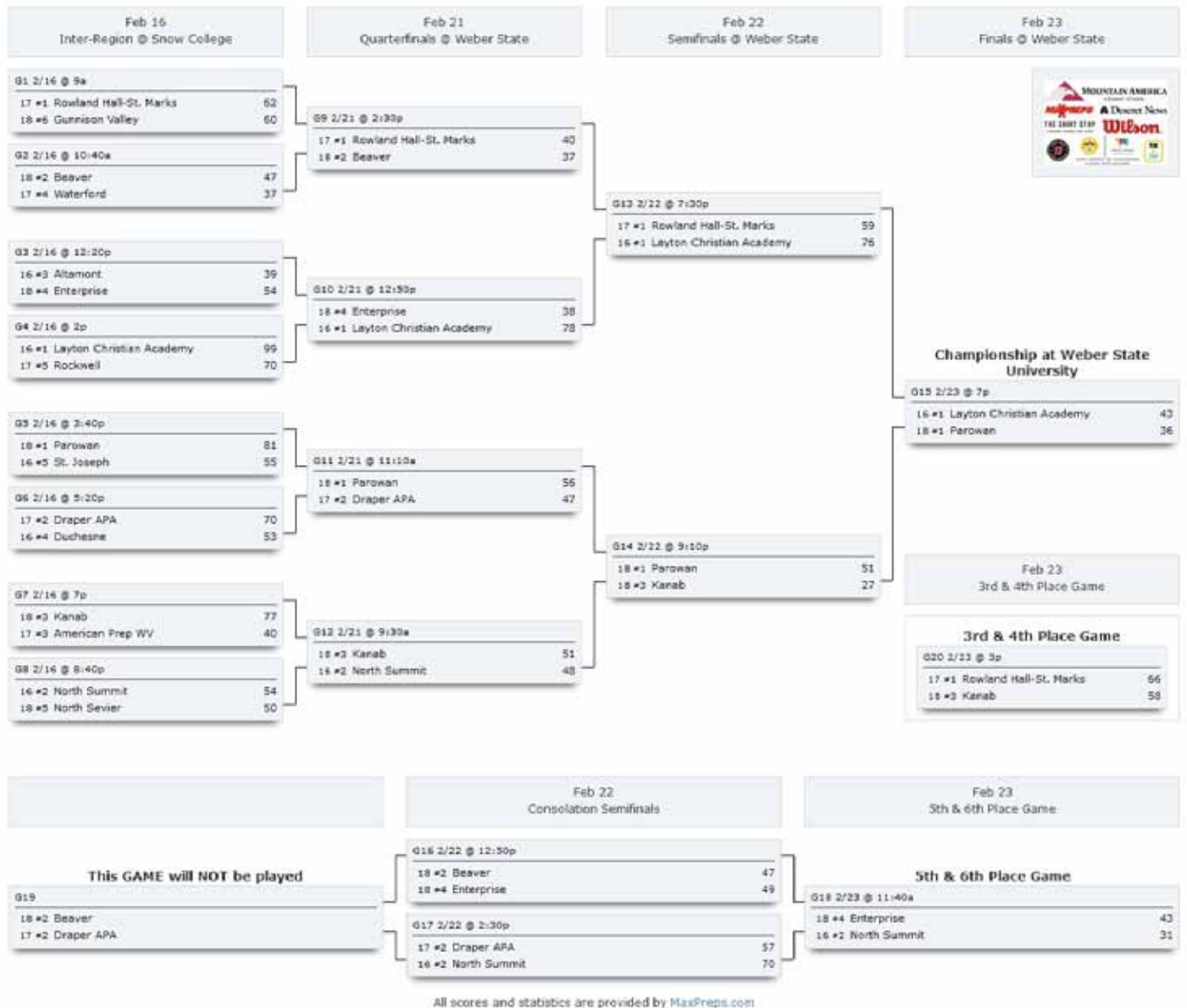
## 2019 UHSAA Boys State Basketball Championships - Class 2A

**Location** Various Cities, UT

**Notes** Inter-Region games will be played at Snow College, 150 College Ave. E, Ephraim, UT 84627

Quarterfinals through the championship will be at Weber State University, 3848 Harrison Blvd, Ogden UT 84408

Higher seed will be the designated HOME team. In the event of a tie in seeds, the team on the top of the bracket will be the HOME team





# Basketball - Boys 3A

## 2019 UHSAA Boys State Basketball Championships - Class 3A

**Location** Various Cities, UT

**Notes** Inter-Region games will be played at Orem High School, 75 S 400 E, Orem, UT 84097

Quarterfinals through the Championship will be at Sevier Valley Center on the Snow College Campus, 800 W 200 S, Richfield, UT 84701

The higher seed will be the HOME team. In the event of a tie in seeding, the team on the top of the bracket will be the HOME team.



All scores and statistics are provided by MaxPreps.com

# Basketball - Boys 4A

## 2019 UHSAA Boys State Basketball Championships - Class 4A

**Location** Various Cities, UT

**Notes** Inter-Region games will be played at HOME Sites.

Quarterfinals through the Championship will be at Southern Utah University, 351 W University Blvd, Cedar City, UT 84720

The higher seed will be the designated HOME team. In the event of a tie in seeds, the team on the top of the bracket will be the HOME team.



All scores and statistics are provided by MaxPreps.com

# Basketball - Boys 5A

## 2019 UHSAA Boys State Basketball Championships - Class 5A

**Location** Ogden, UT

**Notes** All Games will be played at Weber State University, 3848 Harrison Blvd., Ogden, UT 84408.

The higher seed will be the designated HOME team. In the event of a tie in seeds, the team on the top of the bracket will be the HOME team.



All scores and statistics are provided by MaxPreps.com

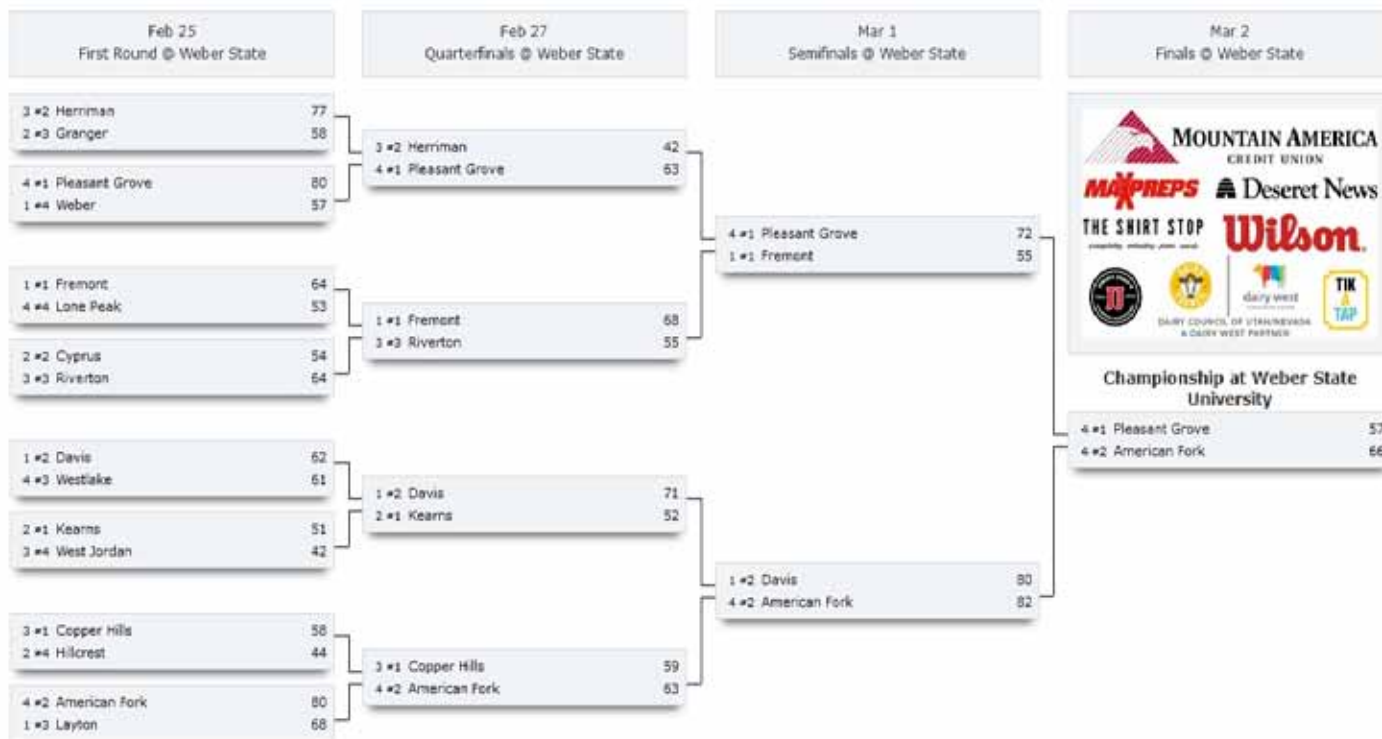
# Basketball - Boys 6A

## 2019 UHSAA Boys State Basketball Championships - Class 6A

**Location** Ogden, UT

**Notes** All Games will be played at Weber State University, 3848 Harrison Blvd., Ogden, UT 84408.

The higher seed will be the designated HOME team. In the event of a tie in seeds, the team on the top of the bracket will be the HOME team.



All scores and statistics are provided by MaxPreps.com

# Basketball - Girls 1A

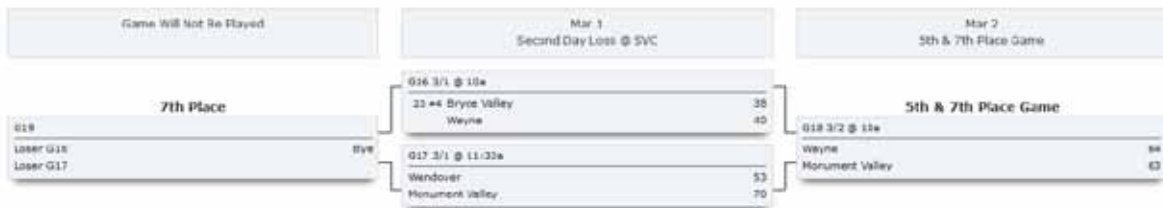
## 2019 UHSAA Girls Basketball State Championships - Class 1A

Location Richfield, UT

Notes Play-in Games will be played at Rocky Mountain Middle School, Heber City, Utah.

First Round through the Finals will be played at Sevier Valley Center, 800 W 200 S, Richfield, UT 84701 and Richfield High School, 395 W Center St, Richfield, UT 84701. The higher seed will be the designated HOME team. In the event of a tie in seeds, the team on the top of the bracket will be the HOME team.

[Click here for Consolation Bracket.](#)



### Play-in Games

Feb 23  
at Rocky Mountain MS (Heber)

19# 2/23 @ 10a	
19 #5 Green River	30
20 #5 Water Canyon	45

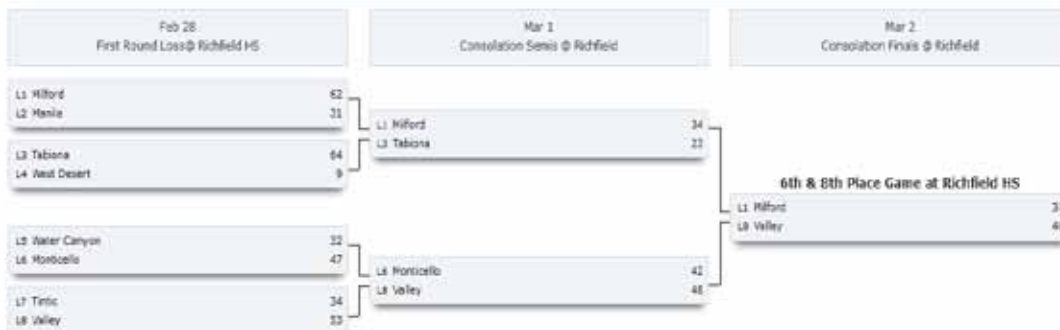
## 2019 UHSAA Girls Basketball State Championships - Class 1A Consolation Tournament

Location Richfield, UT

Notes This bracket is for teams losing in the first round of the Class 1A championship bracket.

The higher seed will be the HOME team. In the event of a tie in seeding, the team on the top of the bracket will be the HOME team.

<http://www.maxpreps.com/tournament/Y702x59EeW-8KA2nzwo7A/Y74LMEGEeW-8KA2nzwo7A/girls-basketball-writer-15-16/2015-ohsa-girls-basketball-state-championships-class-1a-htm>



# Basketball - Girls 2A

## 2019 UHSAA Girls Basketball State Championships - Class 2A

**Location** Various Cities, UT

**Notes** Inter-Region games will be played at Snow College, 150 College Ave. E, Ephraim, UT 84627

Quarterfinals through the championship will be at Weber State University, 3848 Harrison Blvd, Ogden UT 84408

Higher seed will be the designated HOME team. In the event of a tie in seeds, the team on the top of the bracket will be the HOME team



All scores and statistics are provided by MaxPreps.com



# Basketball - Girls 3A

## 2019 UHSAA Girls Basketball State Championships - Class 3A

Location Various Cities, UT

Notes Inter-Region games will be played at Orem High School, 75 S 400 E, Orem, UT 84097

Quarterfinals through the Championship will be at Sevier Valley Center on the Snow College Campus, 800 W 200 S, Richfield, UT 84701

The higher seed will be the HOME team. In the event of a tie in seeding, the team on the top of the bracket will be the HOME team.



All scores and statistics are provided by MaxPreps.com



# Basketball - Girls 4A

## 2019 UHSAA Girls Basketball State Championships - Class 4A

**Location** Various Cities, UT

**Notes** Inter-Region games will be played at HOME Sites.

Quarterfinals through the Championship will be at Southern Utah University, 351 W University Blvd, Cedar City, UT 84720

The higher seed will be the designated HOME team. In the event of a tie in seeds, the team on the top of the bracket will be the HOME team.



All scores and statistics are provided by MaxPreps.com



# Basketball - Girls 5A

## 2019 UHSAA Girls Basketball State Championships - Class 5A

**Location** Taylorsville, Utah, UT

**Notes** All games at Salt Lake Community College, Redwood Campus.

4600 South Redwood Road, Taylorsville, UT 84123

The higher seed will be the HOME team. In the event of a tie in seeding, the team on the top of the bracket will be the HOME team.



All scores and statistics are provided by MaxPreps.com



# Basketball - Girls 6A

## 2019 UHSAA Girls Basketball State Championships - Class 6A

**Location** Taylorsville, Utah, UT

**Notes** All games at Salt Lake Community College, Redwood Campus.

4600 South Redwood Road, Taylorsville, UT 84123

The higher seed will be the HOME team. In the event of a tie in seeding, the team on the top of the bracket will be the HOME team.



All scores and statistics are provided by [MaxPreps.com](http://MaxPreps.com)

# Cross Country - 1A & 2A

## 1A Girls

Place	Team	Places	Score
1.	Panguitch	1, 5, 7, 8, (9), (13), (16)	21
2.	Milford HS	2, 3, 6, 10, (15), (38)	21
3.	Monticello HS	4, 18, 21, 29	72
4.	Whitehorse HS	12, 19, 22, 25, (27), (28), (30)	78
5.	Bryce Valley HS	11, 20, 23, 31, (43)	85
6.	Wayne HS	14, 24, 35, 41	114
7.	Tintic HS	32, 33, 34, 37	136
8.	Rich HS	17, 36, 42, 45	140
9.	Valley HS	26, 39, 40, 44	149

## 1A Boys

Place	Team	Places	Score
1.	Monticello HS	1, 2, 3, 4, (8), (11), (15)	10
2.	Panguitch	5, 6, 17, 18, (21), (24), (27)	46
3.	Wayne HS	10, 14, 16, 26	66
4.	Water Canyon HS	7, 13, 19, 31, (39), (48)	70
5.	Valley HS	9, 12, 30, 42, (44)	93
6.	Tintic HS	20, 32, 33, 36, (38), (46), (47)	121
7.	Manila HS	22, 25, 40, 43, (49)	130
8.	Rich HS	29, 34, 35, 37, (45), (51)	135
9.	Milford HS	23, 28, 41, 50	142

## 2A Girls

Place	Team	Places	Score
1.	Millard HS	1, 3, 5, 6, 7, (8), (14)	22
2.	North Summit HS	2, 11, 12, 13, 16, (17), (25)	54
3.	Parowan HS	4, 9, 10, 21, 22, (27), (28)	66
4.	Enterprise HS	15, 19, 20, 23, 30, (31), (33)	107
5.	Duchesne HS	18, 24, 26, 29, 32, (34)	129

## 2A Boys

Place	Team	Places	Score
1.	North Summit HS	1, 2, 5, 9, 12, (38), (43)	29
2.	Millard HS	4, 8, 11, 20, 24, (25), (31)	67
3.	Rowland Hall	3, 7, 18, 19, 21, (23), (36)	68
4.	Parowan HS	6, 15, 17, 26, 27.5, (49), (52)	91.5
5.	Kanab HS	10, 16, 29, 30, 47, (51)	132
6.	Duchesne HS	13, 22, 32, 39, 41, (45), (50)	147
7.	Waterford School	27.5, 33, 34, 37, 40, (48), (55)	171.5
8.	Beaver HS	14, 35, 42, 44, 46, (53), (54)	181

# Cross Country - 3A

## 3A Girls

Place	Team	Places							Score
1.	Morgan HS	2,	9,	12,	19,	20,	(33),	(35)	62
2.	Grand County HS	1,	10,	13,	23,	42,	(49),	(57)	89
3.	Richfield HS	11,	14,	18,	21,	29,	(51),	(52)	93
4.	Judge Memorial CHS	4,	8,	16,	28,	44,	(45),	(46)	100
5.	San Juan HS	3,	7,	22,	31,	38,	(48),	(58)	101
6.	Union HS	5,	26,	30,	34,	37,	(62),	(64)	132
7.	Juab HS	6,	15,	43,	50,	63,	(65),	(69)	177
8.	Grantsville HS	25,	36,	39,	40,	41,	(47),	(56)	181
9.	Carbon HS	17,	24,	32,	54,	59,	(66)		186
10.	Emery HS	27,	53,	55,	60,	61,	(67),	(68)	256

## 3A Boys

Place	Team	Places							Score
1.	Morgan HS	2,	9,	11,	16,	23,	(30),	(37)	61
2.	Emery HS	4,	14,	15,	17,	26,	(41),	(52)	76
3.	Grantsville HS	1,	6,	20,	34,	36,	(65),	(74)	97
4.	Union HS	8,	24,	32,	33,	35,	(38),	(51)	132
5.	Grand County HS	5,	7,	13,	50,	57,	(70),	(72)	132
6.	North Sanpete HS	12,	19,	21,	44,	53,	(60),	(71)	149
7.	Carbon HS	25,	27,	31,	40,	42,	(63),	(73)	165
8.	Richfield HS	3,	29,	47,	49,	54,	(62),	(67)	182
9.	Juab HS	18,	28,	43,	45,	69,	(75)		203
10.	Providence Hall HS	10,	39,	46,	58,	64,	(66),	(76)	217
11.	Judge Memorial CHS	22,	48,	55,	56,	59,	(61),	(68)	240

# Cross Country - 4A

## 4A Girls

Place	Team	Places								Score
1.	Desert Hills HS	5,	6,	13,	15,	16,	(18),	(36)	55	
2.	Pine View HS	4,	7,	11,	27,	29,	(31),	(40)	78	
3.	Ogden HS	10,	14,	22,	23,	33,	(64),	(71)	102	
4.	Mountain View HS	2,	19,	24,	35,	44,	(53),	(57)	124	
5.	Cedar HS	8,	28,	30,	43,	45,	(46),	(55)	154	
6.	Hurricane HS	12,	20,	50,	60,	70,	(82),	(90)	212	
7.	Ridgeline HS	17,	21,	54,	67,	68,	(79),	(81)	227	
8.	Stansbury HS	41,	42,	48,	58,	65,	(73),	(75)	254	
9.	Bear River HS	26,	32,	52,	66,	78,	(87),	(96)	254	
10.	Park City HS	25,	37,	51,	61,	84,	(98)		258	
11.	Lehi HS	1,	9,	76,	91,	103,	(110)		280	
12.	Green Canyon HS	39,	47,	62,	69,	80,	(101),	(108)	297	
13.	Spanish Fork HS	34,	59,	72,	86,	89,	(92),	(95)	340	
14.	Bonneville HS	38,	49,	74,	97,	104,	(106),	(109)	362	
15.	Sky View HS	3,	83,	88,	93,	99,	(100),	(105)	366	
16.	Uintah HS	56,	63,	77,	85,	94,	(102),	(107)	375	

## 4A Boys

Place	Team	Places								Score
1.	Pine View HS	1,	4,	13,	19,	22,	(48),	(49)	59	
2.	Canyon View HS	2,	18,	21,	31,	53,	(63),	(71)	125	
3.	Mountain View HS	11,	16,	28,	35,	51,	(66),	(72)	141	
4.	Stansbury HS	3,	20,	32,	36,	52,	(86),	(87)	143	
5.	Hurricane HS	6,	9,	15,	54,	70,	(76),	(97)	154	
6.	Desert Hills HS	8,	25,	27,	55,	57,	(59),	(79)	172	
7.	Orem HS	10,	14,	43,	45,	60,	(62),	(64)	172	
8.	Bonneville HS	5,	12,	23,	68,	108,	(110),	(112)	216	
9.	Ridgeline HS	34,	37,	39,	40,	69,	(81),	(107)	219	
10.	Salem Hills HS	30,	33,	41,	50,	89,	(96),	(100)	243	
11.	Spanish Fork HS	7,	38,	58,	61,	88,	(90),	(99)	252	
12.	Ogden HS	26,	42,	67,	78,	80,	(82),	(101)	293	
13.	Park City HS	46,	47,	65,	73,	75,	(93),	(105)	306	
14.	Logan HS	17,	44,	83,	85,	98,	(102),	(103)	327	
15.	Green Canyon HS	24,	56,	77,	84,	91,	(92),	(95)	332	
16.	Bear River HS	29,	74,	94,	104,	106,	(109),	(111)	407	



# Cross Country - 5A

## 5A Girls

Place	Team	Places								Score
1.	Springville HS	5,	7,	11,	23,	27,	(31),	(83)	73	
2.	Timpview HS	13,	17,	19,	22,	34,	(53),	(66)	105	
3.	Bountiful HS	3,	8,	18,	36,	47,	(65),	(68)	112	
4.	Skyline HS	2,	24,	25,	29,	33,	(48),	(55)	113	
5.	Olympus HS	16,	20,	21,	32,	44,	(60),	(85)	133	
6.	Timpanogos HS	9,	37,	38,	49,	51,	(52),	(69)	184	
7.	Farmington HS	6,	26,	28,	39,	90,	(92),	(94)	189	
8.	Corner Canyon HS	4,	30,	41,	57,	58,	(76),	(89)	190	
9.	Brighton HS	14,	42,	43,	62,	73,	(78),	(101)	234	
10.	Wasatch HS	15,	35,	61,	64,	77,	(80),	(95)	252	
11.	Woods Cross HS	1,	10,	74,	87,	88,	(91),	(98)	260	
12.	Highland HS	46,	50,	63,	67,	84,	(99),	(108)	310	
13.	Maple Mountain HS	40,	54,	75,	79,	86,	(96),	(111)	334	
14.	Alta HS	12,	45,	82,	93,	102,	(104),	(105)	334	
15.	Roy HS	56,	59,	72,	81,	100,	(107),	(109)	368	
16.	Murray HS	70,	71,	97,	103,	106,	(110),	(112)	447	

## 5A Boys

Place	Team	Places								Score
1.	Corner Canyon HS	2,	7,	9,	13,	16,	(34),	(57)	47	
2.	Skyridge HS	3,	4,	11,	17,	24,	(31),	(52)	59	
3.	Farmington HS	19,	21,	25,	32,	47,	(60),	(67)	144	
4.	Timpanogos HS	14,	22,	30,	35,	51,	(58),	(61)	152	
5.	Springville HS	1,	29,	37,	44,	46,	(55),	(78)	157	
6.	Timpview HS	15,	18,	41,	43,	62,	(70),	(82)	179	
7.	Olympus HS	12,	20,	28,	59,	64,	(90),	(103)	183	
8.	Skyline HS	5,	27,	38,	50,	69,	(71),	(74)	189	
9.	Woods Cross HS	6,	39,	63,	72,	73,	(80),	(94)	253	
10.	Alta HS	8,	23,	75,	76,	85,	(95),	(101)	267	
11.	Bountiful HS	10,	49,	65,	81,	83,	(89),	(91)	288	
12.	Provo HS	40,	54,	56,	77,	88,	(109)		315	
13.	Jordan HS	26,	42,	87,	92,	96,	(107),	(110)	343	
14.	Murray HS	33,	66,	68,	93,	97,	(108),	(111)	357	
15.	Highland HS	36,	45,	79,	99,	102,	(104),	(105)	361	
16.	Box Elder HS	48,	53,	84,	86,	98,	(100),	(106)	369	



# Cross Country - 6A

## 6A Girls

Place	Team	Places								Score
1.	American Fork HS	9,	13,	16,	17,	18,	(24),	(41)	73	
2.	Lone Peak HS	3,	11,	12,	26,	29,	(30),	(33)	81	
3.	Westlake HS	2,	5,	22,	28,	39,	(52),	(63)	96	
4.	Davis HS	1,	14,	15,	34,	36,	(37),	(55)	100	
5.	Pleasant Grove HS	4,	20,	21,	48,	58,	(67)		151	
6.	Weber HS	8,	19,	43,	44,	60,	(71),	(72)	174	
7.	Herriman HS	10,	27,	32,	47,	62,	(64),	(69)	178	
8.	Riverton HS	25,	31,	38,	46,	49,	(65),	(70)	189	
9.	Layton HS	7,	40,	42,	53,	56,	(57),	(75)	198	
10.	Fremont HS	6,	35,	50,	59,	68,	(83),	(89)	218	
11.	Copper Hills HS	23,	61,	73,	76,	79,	(80),	(91)	312	
12.	West Jordan HS	45,	54,	78,	82,	86,	(92),	(94)	345	
13.	Hillcrest HS	66,	74,	84,	85,	87,	(90),	(97)	396	
14.	Kearns HS	51,	77,	88,	93,	96,	(98),	(100)	405	
15.	Hunter HS	81,	95,	99,	101,	102,	(103),	(104)	478	

## 6A Boys

Place	Team	Places								Score
1.	American Fork HS	1,	8,	15,	17,	31,	(66)		72	
2.	Davis HS	12,	13,	19,	21,	30,	(32),	(57)	95	
3.	Riverton HS	2,	4,	6,	41,	49,	(62),	(65)	102	
4.	Herriman HS	9,	10,	23,	28,	50,	(55),	(60)	120	
5.	Lone Peak HS	3,	11,	34,	36,	38,	(42),	(56)	122	
6.	Bingham HS	5,	26,	39,	40,	43,	(45),	(64)	153	
7.	Hillcrest HS	16,	22,	51,	52,	68,	(70),	(73)	209	
8.	Copper Hills HS	7,	46,	48,	54,	61,	(71),	(75)	216	
9.	Westlake HS	24,	27,	47,	59,	63,	(74),	(85)	220	
10.	Northridge HS	18,	20,	29,	83,	92,	(94),	(103)	242	
11.	Layton HS	33,	35,	53,	58,	82,	(87),	(90)	261	
12.	Syracuse HS	25,	37,	67,	76,	78,	(80),	(89)	283	
13.	West Jordan HS	14,	44,	72,	81,	84,	(91),	(97)	295	
14.	Kearns HS	77,	86,	88,	93,	95,	(104),	(105)	439	
15.	Cyprus HS	69,	96,	98,	99,	100,	(102),	(106)	462	
16.	Hunter HS	79,	101,	107,	108,	109,	(110),	(111)	504	



# Drill - 1A, 2A & 3A

## 2019 State Drill Cometicions 1A, 2A, 3A DRILL TEAM CHAMPIONS

*Presented by:*



*January 29 - February 2, UCCU Center, Utah Valley University*

### Final Results

1A MILITARY	
1st	Panguitch
2nd	Piute
3rd	Monticello
4th	Milford
5th	Rich

2A MILITARY	
1st	Kanab
2nd	North Sevier
3rd	Enterprise
4th	North Summit
5th	Duchesne

3A MILITARY	
1st	South Sevier
2nd	North Sanpete
3rd	Juab
4th	South Summit
5th	Richfield

1A DANCE	
1st	Panguitch
2nd	Monticello
3rd	Rich
4th	Milford
5th	Piute

2A DANCE	
1st	Enterprise
2nd	Kanab
3rd	North Summit
4th	North Sevier
5th	Duchesne

3A DANCE	
1st	North Sanpete
2nd	South Sevier
3rd	Richfield
4th	Juab
5th	Emery

1A KICK	
1st	Panguitch
2nd	Monticello
3rd	Rich
4th	Piute
5th	Milford

2A KICK	
1st	Kanab
2nd	Enterprise
3rd	North Summit
4th	North Sevier
5th	Parowan

3A KICK	
1st	South Sevier
2nd	Juab
3rd	South Summit
4th	North Sanpete
5th	Richfield

1A OVERALL	
1st	Panguitch
2nd	Monticello
3rd	Rich
4th	Piute
5th	Milford

2A OVERALL	
1st	Kanab
2nd	Enterprise
3rd	North Sevier
4th	North Summit
5th	Duchesne

3A OVERALL	
1st	South Sevier
2nd	North Sanpete
3rd	Juab
4th	Richfield
5th	South Summit



# Drill - 1A

## 2019 1A State Finals Drill Championships UCCU Center - Utah Valley University

Friday, February 1, 2019



### MILITARY

South #3	<b>Diamond Ranch</b>
North #3	<b>Milford</b>
South #2	<b>Panguitch</b>
North #2	<b>Rich</b>
South #1	<b>Piute</b>
North #1	<b>Monticello</b>

### DANCE

North #3	<b>Milford</b>
South #3	<b>Diamond Ranch</b>
North #2	<b>Monticello</b>
South #2	<b>Piute</b>
North #1	<b>Rich</b>
South #1	<b>Panguitch</b>

### KICK

South #3	<b>Diamond Ranch</b>
North #3	<b>Milford</b>
South #2	<b>Piute</b>
North #2	<b>Rich</b>
South #1	<b>Panguitch</b>
North #1	<b>Monticello</b>

Performance order determined by category finish.

### **Panguitch**

*1A Champion*

Monticello

*2nd Place*

Rich

*3rd Place*


Piute

*4th Place*

Milford

*5th Place*

*Championships Presented by:*



**MOUNTAIN AMERICA**  
CREDIT UNION

# Drill - 2A

## 2019 2A State Finals Drill Championships UCCU Center - Utah Valley University

Friday, February 1, 2019



### MILITARY

South #4	<b>Beaver</b>
North #4	<b>Gunnison</b>
South #3	<b>Parowan</b>
North #3	<b>Duchesne</b>
South #2	<b>Kanab</b>
North #2	<b>North Sevier</b>
South #1	<b>Enterprise</b>
North #1	<b>North Summit</b>

### DANCE

North #4	<b>Gunnison</b>
South #4	<b>Beaver</b>
North #3	<b>Duchesne</b>
South #3	<b>Parowan</b>
North #2	<b>North Sevier</b>
South #2	<b>Kanab</b>
North #1	<b>North Summit</b>
South #1	<b>Enterprise</b>

### KICK

South #4	<b>Beaver</b>
North #4	<b>Gunnison</b>
South #3	<b>Parowan</b>
North #3	<b>Duchesne</b>
South #2	<b>Kanab</b>
North #2	<b>North Sevier</b>
South #1	<b>Enterprise</b>
North #1	<b>North Summit</b>

*Performance order determined by over all region finish.*

## Kanab

**2A Champion**

Enterprise

*2nd Place*

North Sevier

*3rd Place*

North Summit

*4th Place*

Duchesne

*5th Place*

*Championships Presented by:*



**MOUNTAIN AMERICA**  
CREDIT UNION



# Drill - 3A

## 2019 3A State Drill Championships UCCU Center - Utah Valley University

Thursday, January 31, 2019

Friday, February 1, 2019



<b>Pod 1</b>	<b>American Leadership</b> <i>Region 14 #5</i>
	<b>Morgan</b> <i>Region 13 #4</i>
	<b>North Sanpete</b> <i>Region 15 #2</i>
	<b>Juab</b> <i>Region 14 #1</i>

<b>Pod 1</b>
<b>North Sanpete</b>
<b>Juab</b>

<b>Pod 2</b>	<b>Emery</b> <i>Region 15 #5</i>
	<b>Union</b> <i>Region 14 #4</i>
	<b>Grantsville</b> <i>Region 13 #3</i>
	<b>South Sevier</b> <i>Region 15 #1</i>

<b>Pod 2</b>
<b>Union</b>
<b>South Sevier</b>

**Wild Card - Emery**

<b>South Sevier</b>
<i>3A Champion</i>
North Sanpete <small>2nd Place</small>
Juab <small>3rd Place</small>
Richfield <small>4th Place</small>
South Summit <small>5th Place</small>

<b>Pod 3</b>	<b>San Juan</b> <i>Region 15 #7</i>
	<b>Delta</b> <i>Region 14 #3</i>
	<b>Richfield</b> <i>Region 15 #3</i>
	<b>South Summit</b> <i>Region 13 #1</i>

<b>Pod 3</b>
<b>Richfield</b>
<b>South Summit</b>

<b>Pod 4</b>	<b>Grand County</b> <i>Region 15 #6</i>
	<b>Manti</b> <i>Region 15 #4</i>
	<b>Carbon</b> <i>Region 14 #2</i>
	<b>Summit Academy</b> <i>Region 13 #2</i>

<b>Pod 4</b>
<b>Manti</b>
<b>Carbon</b>

*Championships Presented by:*



# Drill - 4A, 5A & 6A

## 2019 State Drill Cometicions 4A, 5A, 6A DRILL TEAM CHAMPIONS

*Presented by:*



January 29 - February 2, UCCU Center, Utah Valley University

### Final Results

4A MILITARY	
1st	Spanish Fork
2nd	Dixie
3rd	Desert Hills
4th	Ridgeline
5th	Lehi

5A MILITARY	
1st	Bountiful
2nd	Viewmont
3rd	Maple Mountain
4th	Farmington
5th	Brighton

6A MILITARY	
1st	Bingham
2nd	Copper Hills
3rd	Hillcrest
4th	Herriman
5th	Layton

4A DANCE	
1st	Spanish Fork
2nd	Dixie
3rd	Ridgeline
4th	Bonneville
5th	Sky View

5A DANCE	
1st	Brighton
2nd	Bountiful
3rd	Maple Mountain
4th	Corner Canyon
5th	Farmington

6A DANCE	
1st	Copper Hills
2nd	Bingham
3rd	Davis
4th	Layton
5th	Pleasant Grove

4A KICK	
1st	Desert Hills
2nd	Spanish Fork
3rd	Dixie
4th	Ridgeline
5th	Sky View

5A KICK	
1st	Farmington
2nd	Viewmont
3rd	Bountiful
4th	Maple Mountain
5th	Brighton

6A KICK	
1st	Copper Hills
2nd	Pleasant Grove
3rd	Bingham
4th	Layton
5th	Herriman

4A OVERALL	
1st	Spanish Fork
2nd	Dixie
3rd	Desert Hills
4th	Ridgeline
5th	Bonneville

5A OVERALL	
1st	Bountiful
2nd	Maple Mountain
3rd	Farmington
4th	Viewmont
5th	Brighton

6A OVERALL	
1st	Copper Hills
2nd	Bingham
3rd	Layton
4th	Pleasant Grove
5th	Herriman

# Drill - 4A

## 2019 4A State Drill Championships UCCU Center - Utah Valley University

Thursday, January 31, 2019

Friday, February 1, 2019



<b>Pod 1</b>	<b>Salem Hills</b>
	<i>Region 10 #4</i>
	<b>Canyon View</b>
	<i>Region 9 #3</i>
	<b>Ridgeline</b>
	<i>Region 12 #2</i>
	<b>Bonneville</b>
	<i>Region 11 #1</i>

<b>Pod 1</b>
<b>Ridgeline</b>
<b>Bonneville</b>

<b>Pod 2</b>	<b>Tooele</b>
	<i>Region 11 #4</i>
	<b>Mountain Crest</b>
	<i>Region 12 #3</i>
	<b>Dixie</b>
	<i>Region 9 #2</i>
	<b>Spanish Fork</b>
	<i>Region 10 #1</i>

<b>Pod 2</b>
<b>Dixie</b>
<b>Spanish Fork</b>

**Wild Card - Juan Diego**

<b>Spanish Fork</b>
<i>4A Champion</i>
Dixie
<i>2nd Place</i>
Desert Hills
<i>3rd Place</i>
Ridgeline
<i>4th Place</i>
Bonneville
<i>5th Place</i>

<b>Pod 3</b>	<b>Green Canyon</b>
	<i>Region 12 #4</i>
	<b>Ogden</b>
	<i>Region 11 #3</i>
	<b>Uintah</b>
	<i>Region 10 #2</i>
	<b>Desert Hills</b>
	<i>Region 9 #1</i>

<b>Pod 3</b>
<b>Uintah</b>
<b>Desert Hills</b>

<b>Pod 4</b>	<b>Snow Canyon</b>
	<i>Region 9 #4</i>
	<b>Lehi</b>
	<i>Region 10 #3</i>
	<b>Juan Diego</b>
	<i>Region 11 #2</i>
	<b>Sky View</b>
	<i>Region 12 #1</i>

<b>Pod 4</b>
<b>Lehi</b>
<b>Sky View</b>

*Championships Presented by:*



# Drill - 5A

## 2019 5A State Drill Championships UCCU Center - Utah Valley University

Tuesday, January 29, 2019

Saturday, February 2, 2019



<b>Pod 1</b>	<b>Woods Cross</b> <i>Region 5 #6</i>
	<b>Wasatch</b> <i>Region 8 #3</i>
	<b>Farmington</b> <i>Region 5 #3</i>
	<b>Corner Canyon</b> <i>Region 7 #2</i>
	<b>Murray</b> <i>Region 6 #1</i>

<b>Pod 1</b>
<b>Farmington</b>
<b>Corner Canyon</b>

<b>Pod 2</b>	<b>Box Elder</b> <i>Region 5 #5</i>
	<b>Cottonwood</b> <i>Region 7 #4</i>
	<b>Skyridge</b> <i>Region 8 #2</i>
	<b>Brighton</b> <i>Region 7 #1</i>

<b>Pod 2</b>
<b>Skyridge</b>
<b>Brighton</b>

**Wild Card - Murray**

<b>Bountiful</b>
<b>5A Champion</b>
<b>Maple Mountain</b> 2nd Place
<b>Farmington</b> 3rd Place
<b>Viewmont</b> 4th Place
<b>Brighton</b> 5th Place

<b>Pod 3</b>	<b>Alta</b> <i>Region 7 #5</i>
	<b>Roy</b> <i>Region 5 #4</i>
	<b>Viewmont</b> <i>Region 5 #2</i>
	<b>Maple Mountain</b> <i>Region 8 #1</i>

<b>Pod 3</b>
<b>Viewmont</b>
<b>Maple Mountain</b>

<b>Pod 4</b>	<b>Springville</b> <i>Region 8 #4</i>
	<b>Jordan</b> <i>Region 7 #3</i>
	<b>West</b> <i>Region 6 #2</i>
	<b>Bountiful</b> <i>Region 5 #1</i>

<b>Pod 4</b>
<b>Jordan</b>
<b>Bountiful</b>

*Championships Presented by:*



**MOUNTAIN AMERICA**  
CREDIT UNION



# Drill - 6A

## 2019 6A State Drill Championships UCCU Center - Utah Valley University

Tuesday, January 29, 2019

Saturday, February 2, 2019



<b>Pod 1</b>	<b>American Fork</b> <i>Region 4 #4</i>
	<b>Granger</b> <i>Region 2 #3</i>
	<b>Davis</b> <i>Region 1 #2</i>
	<b>Copper Hills</b> <i>Region 3 #1</i>

<b>Pod 1</b>
<b>Davis</b>
<b>Copper Hills</b>

<b>Pod 2</b>	<b>Taylorsville</b> <i>Region 3 #4</i>
	<b>Fremont</b> <i>Region 1 #3</i>
	<b>Cyprus</b> <i>Region 2 #2</i>
	<b>Bingham</b> <i>Region 4 #1</i>

<b>Pod 2</b>
<b>Fremont</b>
<b>Bingham</b>

**Wild Card - Cyprus**

### Copper Hills

**6A Champion**

Bingham

2nd Place

Layton

3rd Place

Pleasant Grove

4th Place

Herriman

5th Place

<b>Pod 3</b>	<b>Syracuse</b> <i>Region 1 #4</i>
	<b>Riverton</b> <i>Region 3 #3</i>
	<b>Pleasant Grove</b> <i>Region 4 #2</i>
	<b>Hillcrest</b> <i>Region 2 #1</i>

<b>Pod 3</b>
<b>Pleasant Grove</b>
<b>Hillcrest</b>

<b>Pod 4</b>	<b>Hunter</b> <i>Region 2 #4</i>
	<b>Westlake</b> <i>Region 4 #3</i>
	<b>Herriman</b> <i>Region 3 #2</i>
	<b>Layton</b> <i>Region 1 #1</i>

<b>Pod 4</b>
<b>Herriman</b>
<b>Layton</b>

*Championships Presented by:*



**MOUNTAIN AMERICA**  
CREDIT UNION



# Football - 1A

## 2018 UHSAA State Football Championships - Class 1A

**Location** Various Cities, UT

**Tournament Notes** [Watch Games Live](#) | [View Live Scores](#) |


**Bracket Notes** Quarterfinals at home sites. Semifinals at TBA. Championship at Weber State University.

The higher seeded team is the home team. In the event of a tie in seeding a coin toss\* will determine the home team. Home teams wear dark jerseys.

NORTH: Altamont, Duchesne, Layton Christian, Rich

SOUTH: Kanab, Milford, Monticello, Parowan

\* indicates the designated HOME Team after their coin toss.





# Football - 2A

## 2018 UHSAA State Football Championships - Class 2A

**Location** Various Cities, UT

**Tournament Notes** [Watch Games Live](#) | [View Live Scores](#) |

**Bracket Notes** Inter-Region and Quarterfinal games at home sites, Semifinals at TBA

Championship at Weber State University

The higher seeded team is the home team. In the event of a tie in seeding a coin toss\* will determine the home team. Home teams wear dark jerseys.

North: ALA, Delta, Gunnison, Millard, North Summit, South Summit

South: Beaver, Enterprise, Grand County, North Sevier, San Juan, South Sevier

\* indicates designated HOME Team after coin toss.



All scores and statistics are provided by MaxPreps.com

# Football - 3A

## 2018 UHSAA State Football Championships - Class 3A

**Location** Various Cities, UT

**Tournament Notes** [Watch Games Live](#) | [View Live Scores](#) |

**Bracket Notes** Inter-Region & Quarterfinal games at home sites.

Semifinals at TBA

Championship at Weber State University.

The higher seeded team is the home team. In the event of a tie in seeding a coin toss\* will determine the home team. Home teams wear dark jerseys.

North: Carbon, Emery, Grantsville, Judge, Morgan, Union

South: Juab, Juan Diego, Manti, North Sanpete, Richfield, Summit Academy



All scores and statistics are provided by [MaxPreps.com](#)



# Football - 4A

## 2018 UHSAA State Football Championships - Class 4A

**Location** Various Cities, UT

**Tournament Notes** [Watch Games Live](#) | [View Live Scores](#) |

**Bracket Notes** First Round and Quarterfinal games at home sites. Semifinals and Championship at University of Utah. The higher seeded team is the home team. In the event of a tie in seeding a coin toss\* will determine the home team. Home teams wear dark jerseys.

\* indicates designated HOME Team after coin toss.



All scores and statistics are provided by MaxPreps.com

# Football - 5A

## 2018 UHSAA State Football Championships - Class 5A

**Location** Various Cities, UT

**Tournament Notes** [Watch Games Live](#) | [View Live Scores](#) |

**Bracket Notes** First Round and Quarterfinals at home sites. Semifinals and Championship at University of Utah. The higher seeded team is the home team. In the event of a tie in seeding a coin toss\* will determine the home team. Home teams wear dark jerseys.

\* indicates the designated HOME Team after coin toss.



### Play-in Games

at Wasatch HS		at Cottonwood HS	
Maple Mountain	34	Murray	17
Wasatch	31	Skyline	14

All scores and statistics are provided by MaxPreps.com



# Football - 6A

## 2018 UHSAA State Football Championships - Class 6A

**Location** Various Cities, UT

**Tournament Notes** [Watch Games Live](#) | [View Live Scores](#) |

**Bracket Notes** First Round and Quarterfinals at home sites. Semifinals and Championship at University of Utah. The higher seeded team is the home team. In the event of a tie in seeding a coin toss will determine the home team. Home teams wear dark jerseys.



All scores and statistics are provided by [MaxPreps.com](#)



# Golf - Boys 1A (Spring) - Team Scores



**Utah Section PGA / UHSAA**  
**1A Boys Golf High School State Championship**  
 Cove View Golf Course  
 May 14-15, 2019



FIRST NAME	LAST NAME	SCHOOL	DAY 1	DAY 2	Individual	DAY 1 Team	DAY 2 Team	Standing	
			Individual	Individual	TOTAL				
Casey	Reck	Valley	78	81	159	78	81		1ST PLACE
Jerry	Gerard	Valley	84	95	179	84	83		
Logan	Dean	Valley	90	98	188	90	95		
Conner	Chamberlain	Valley	94	83	177	91	95		
Gavin	Hoyt	Valley	91	95	186				
Zaaj	Heaton	Valley	109	115	224	343	354	697	
Jordan	Stacey	Rich	84	83	167	84	83		2ND PLACE
Jared	Andersen	Rich	84	86	170	84	86		
Landon	Hunting	Rich	98	113	211	93	95		
Reagan	Huefner	Rich	93	95	188	98	108		
Jaden	Nelson	Rich	118	108	226				
Nathan	Woods	Rich	116	125	241	359	372	731	
Zach	Sherwood	Milford	80	80	160	80	80		3RD PLACE
Kyler	Wunderlich	Milford	81	90	171	81	90		
Cole	Finch	Milford	102	97	199	102	97		
Kyden	Peters	Milford	113	115	228	113	115		
Jex	Netto	Milford	119	117	236				
Rudy	Campeau	Milford	119	118	237	376	382	758	
Acey	Orton	Panguitch	92	87	179	91	87		4TH PLACE
Remington	Veater	Panguitch	91	90	181	92	90		
Dakota	Hatch	Panguitch	105	99	204	96	99		
Dallas	Englestead	Panguitch	100	107	207	100	107		
Josh	Holman	Panguitch	96	108	204				
Cairo	Houston	Panguitch	135	144	279	379	383	762	
Taylor	Torgerson	Monticello High	96	95	191	95	95		5TH PLACE
Britton	Brewer	Monticello High	95	102	197	96	100		
Boston	Freestone	Monticello High	108	100	208	97	102		
Dylan	Bird	Monticello High	97	104	201	106	102		
Wyatt	Fullmer	Monticello High	106	109	215				
Breckyn	Hoggard	Monticello High	110	102	212	394	399	793	
<b>TEAM CUT LINE</b>									
Alec	Wright	Diamond Ranch	97			96			6TH PLACE
Charlie	Wright	Diamond Ranch	98			97			
Carter	Hewitt	Diamond Ranch	107			98			
Ethan	Brumer	Diamond Ranch	113			107			
Tyler	Nash	Diamond Ranch	96						
Gianni	Rusk	Diamond Ranch	112			398			
Brody	Schofield	Manila	91	84		91			7TH PLACE
Garrett	Slaugh	Manila	93			93			
Jordan	Lucio	Manila	98			98			
Jay	Carroll	Manila	127			126			
Morgan	Walters	Manila	126						
Andrew	Collett	Manila	134			408			
Sam	Corrigan	Green River High	103			101			8TH PLACE
Payton	Romero	Green River High	101			103			
Rad	Hughes	Green River High	113			113			
Cole	Hunt	Green River High	114			114			
						431			
			DAY 1	DAY 2	Individual				
Individuals			Individual	Individual	TOTAL				
Riley	Wilson	Pinnacle Canyon	88	86	174				
Easton	Tangaro	Wendover	89	98	187				
Bridger	Eastwood	Tintic	102						
Jarod	Ferkin	ICS	105						
Jayden	Murphy	Wendover	114						

# Golf - Boys 1A (Spring) - Individual Scores

## 1A Boys State High School Golf Championship



Cove View Golf Course  
May 14-15, 2019



PLACE	FIRST	LAST	SCHOOL	DAY 1	DAY 2	FINAL
1	Casey	Reck	<i>Valley</i>	78	81	<b>159</b>
2	Zach	Sherwood	<i>Milford</i>	80	80	<b>160</b>
3	Jordan	Stacey	<i>Rich</i>	84	83	<b>167</b>
4	Jared	Andersen	<i>Rich</i>	84	86	<b>170</b>
5	Kyler	Wunderlich	<i>Milford</i>	81	90	<b>171</b>
6	Riley	Wilson	<i>Pinnacle Canyon</i>	88	86	<b>174</b>
7	Brody	Schofield	<i>Manila</i>	91	84	<b>175</b>
8	Conner	Chamberlain	<i>Valley</i>	94	83	<b>177</b>
T9	Jerry	Gerard	<i>Valley</i>	84	95	<b>179</b>
	Acey	Orton	<i>Panguitch</i>	92	87	<b>179</b>
11	Remington	Veater	<i>Panguitch</i>	91	90	<b>181</b>
12	Gavin	Hoyt	<i>Valley</i>	91	95	<b>186</b>
13	Easton	Tangaro	<i>Wendover</i>	89	98	<b>187</b>
T14	Logan	Dean	<i>Valley</i>	90	98	<b>188</b>
	Reagan	Huefner	<i>Rich</i>	93	95	<b>188</b>
16	Taylor	Torgerson	<i>Monticello High</i>	96	95	<b>191</b>
17	Britton	Brewer	<i>Monticello High</i>	95	102	<b>197</b>
18	Cole	Finch	<i>Milford</i>	102	97	<b>199</b>
19	Dylan	Bird	<i>Monticello High</i>	97	104	<b>201</b>
T20	Dakota	Hatch	<i>Panguitch</i>	105	99	<b>204</b>
	Josh	Holman	<i>Panguitch</i>	96	108	<b>204</b>
22	Dallas	Englestead	<i>Panguitch</i>	100	107	<b>207</b>
23	Boston	Freestone	<i>Monticello High</i>	108	100	<b>208</b>
24	Landon	Hunting	<i>Rich</i>	98	113	<b>211</b>
25	Breckyn	Hoggard	<i>Monticello High</i>	110	102	<b>212</b>
26	Wyatt	Fullmer	<i>Monticello High</i>	106	109	<b>215</b>
27	Zaaj	Heaton	<i>Valley</i>	109	115	<b>224</b>
28	Jaden	Nelson	<i>Rich</i>	118	108	<b>226</b>
29	Kyden	Peters	<i>Milford</i>	113	115	<b>228</b>
30	Jex	Netto	<i>Milford</i>	119	117	<b>236</b>
31	Rudy	Campeau	<i>Milford</i>	119	118	<b>237</b>
32	Nathan	Woods	<i>Rich</i>	116	125	<b>241</b>
33	Cairo	Houston	<i>Panguitch</i>	135	144	<b>279</b>

# Golf - Boys 2A - Team Scores



## Utah Section PGA / UHSAA 2A Boys Golf High School State Championship Cove View Golf Course September 26-27, 2018



FIRST NAME	LAST NAME	SCHOOL	DAY 1 Individual	DAY 2 Individual	Individual TOTAL	DAY 1 Team	DAY 2 Team	Standing	
Cayson	Kreth	Beaver	80	71	151	76	71		1ST PLACE
Braden	Roberts	Beaver	81	74	155	80	74		
Corbin	Hannig	Beaver	82	74	156	81	74		
Chipper	Willden	Beaver	83	78	161	82	78		
Jaxon	Hutchings	Beaver	76	78	154				
Klayson	Matheson	Beaver	90	80	170	319	297	616	
Mason	Bartholomew	Gunnison	79	79	158	79	79		2ND PLACE
Jarek	Jensen	Gunnison	84	93	177	84	86		
Anthony	Shober	Gunnison	88	86	174	88	93		
Parx	Bartholomew	Gunnison	104	101	205	104	95		
Myles	Bartholomew	Gunnison	106	95	201				
Jaxon	Hill	Gunnison	145	118	263	355	353	708	
Giorgio	Gianoulis	Rowland Hall	80	75	155	80	75		3RD PLACE
Jack	Abuhaidar	Rowland Hall	94	89	183	91	86		
Zachary	Rohovit	Rowland Hall	91	86	177	94	89		
Alex	Baughman	Rowland Hall	101	100	201	101	94		
Isaac	Holbrook	Rowland Hall	114	107	221				
Daniel	Damico	Rowland Hall	104	94	198	366	344	710	
Jack	Nilsen	Waterford	70	76	146	70	76		4TH PLACE
Paul	McSlarrow	Waterford	100	106	206	94	94		
Eden	Cutler	Waterford	94	94	188	100	102		
Henry	Grandy	Waterford	114	102	216	113	105		
Daniel	Jacoby	Waterford	113	105	218				
Will	Flynn	Waterford	129	117	246	377	377	754	
Jarett	Glover	Kanab	92	89	181	92	89		5TH PLACE
Judd	Peatross	Kanab	94	97	191	94	97		
Jason	Lathim	Kanab	99	103	202	99	98		
Jaxson	Riggins	Kanab	113	98	211	110	103		
Ashton	Grymes	Kanab	112	114	226				
Landon	Adams	Kanab	110	119	229	395	387	782	
<b>CUT LINE</b>									
Austin	Judi	North Summit	88			88			6TH PLACE
Gehrig	Greenwood	North Summit	115			110			
Tyler	Sargent	North Summit	120			110			
Cameron	Croxford	North Summit	110			115			
Jay	Deardon	North Summit	110						
Stetson	Heil	North Summit	115			423			
Stetson	Summerell	Duchesne	122			112			7TH PLACE
Kyson	Evans (LaFollette)	Duchesne	112			115			
Trey	Robinson	Duchesne	119			119			
Jaxen	Gunter	Duchesne	135			122			
Carson	Robinson	Duchesne	129						
Bowdey	Larsen	Duchesne	115			468			



# Golf - Boys 2A - Individual Scores

## Utah Section PGA

### 2A State High School Golf Championships



Cove View Golf Course

September 26-27, 2018



### Individual Results

PLACE	FIRST	LAST	SCHOOL	DAY 1	DAY 2	FINAL
1	Jack	Nilsen	Waterford	70	76	146
2	Cayson	Kreth	Beaver	80	71	151
3	Jaxon	Hutchings	Beaver	76	78	154
T4	Braden	Roberts	Beaver	81	74	155
	Giorgio	Gianoulis	Rowland Hall	80	75	155
6	Corbin	Hannig	Beaver	82	74	156
7	Mason	Bartholomew	Gunnison	79	79	158
8	Chipper	Willden	Beaver	83	78	161
9	Jadden	Cranney	Millard	84	80	164
10	Klayson	Matheson	Beaver	90	80	170
11	Anthony	Shober	Gunnison	88	86	174
T12	Jarek	Jensen	Gunnison	84	93	177
	Zachary	Rohovit	Rowland Hall	91	86	177
14	Jarett	Glover	Kanab	92	89	181
15	Jack	Abuhaidar	Rowland Hall	94	89	183
16	Eden	Cutler	Waterford	94	94	188
17	Judd	Peatross	Kanab	94	97	191
18	Daniel	Damico	Rowland Hall	104	94	198
T19	Myles	Bartholomew	Gunnison	106	95	201
	Alex	Baughman	Rowland Hall	101	100	201
21	Jason	Lathim	Kanab	99	103	202
22	Parx	Bartholomew	Gunnison	104	101	205
23	Paul	McSarrow	Waterford	100	106	206
24	Jaxson	Riggins	Kanab	113	98	211
25	Henry	Grandy	Waterford	114	102	216
26	Daniel	Jacoby	Waterford	113	105	218
27	Isaac	Holbrook	Rowland Hall	114	107	221
28	Ashton	Grymes	Kanab	112	114	226
29	Landon	Adams	Kanab	110	119	229
30	Will	Flynn	Waterford	129	117	246
31	Jaxon	Hill	Gunnison	145	118	263



# Golf - Boys 3A - Team Scores

## Utah Section PGA / UHSAA

### 3A Boys Golf High School State Championship

Meadow Brook Golf Course

October 1-2, 2018



FIRST NAME	LAST NAME	SCHOOL	DAY 1 Individual	DAY 2 Individual	Individual TOTAL	DAY 1 Team	DAY 2 Team	Standing
Nathan	Preslar	Morgan	72	71	143	70	71	
Drake	Fawson	Morgan	73	78	151	72	74	
Tanner	Telford	Morgan	70	78	148	72	77	
Matthew	Millburn	Morgan	75	74	149	73	78	
Eric	Watts	Morgan	80	77	157			
Brenden	Vaughn	Morgan	72	80	152	287	300	587
Graham	Hodell	Judge Memorial	71	76	147	71	76	
Sam	Gaskill	Judge Memorial	78	77	155	78	77	
Nico	Smith	Judge Memorial	80	82	162	79	82	
Ethan	Iverson	Judge Memorial	84	88	172	80	84	
Sam	Butcher	Judge Memorial	79	84	163			
Nicholas	Falkner	Judge Memorial	85	93	178	308	319	627
Jaron	Anderson	Richfield	78	81	159	78	76	
Payton	Thompson	Richfield	80	76	156	78	80	
Conner	Belnap	Richfield	78	80	158	80	81	
Kamen	Anderson	Richfield	83	82	165	80	82	
Layton	Allred	Richfield	80	82	162			
Carson	Black	Richfield	87	83	170	316	319	635
TeJay	Harper	Union	72	78	150	72	78	
Cub	Garner	Union	79	82	161	78	79	
Carter	Arnold	Union	86	79	165	79	82	
Alex	Jarmillo	Union	78	83	161	86	83	
Jaxon	Davis	Union	92	92	184			
Kyler	Monson	Union	90	92	182	315	322	637
Brady	Gagon	Carbon	75	83	158	75	77	
Carson	Martines	Carbon	79	77	156	78	83	
Nick	Olson	Carbon	79	83	162	79	83	
Kaden	Slavensky	Carbon	78	86	164	79	86	
Tyler	Yoklavich	Carbon	102	87	189			
Jordan	Penovich	Carbon	87	87	174	311	329	640
River	Dillman	North Sanpete	71	76	147	71	76	
Tyler	Hadley	North Sanpete	74	80	154	74	80	
Avery	Wade	North Sanpete	79	86	165	79	86	
Niel	Briggs	North Sanpete	92	87	179	92	87	
Colby	Orton	North Sanpete	96	96	192			
Ison	Wyatt	North Sanpete	109	102	211	316	329	645
Jaxen	Saunders	Grand County	77	80	157	77	76	
Rafe	Saunders	Grand County	80	92	172	80	80	
Luke	Williams	Grand County	86	81	167	80	81	
Kane	Scherer	Grand County	80	76	156	86	92	
Nolan	Ramirez	Grand County	86	93	179			
Sage	Stroder	Grand County	91	102	193	323	329	652
Oakley	Toomer	Emery	71	73	144	71	73	
Shaidyn	Killpack	Emery	90	88	178	85	88	
Taylor	Lindsey	Emery	85	96	181	89	95	
Devan	Guymon	Emery	102	95	197	90	96	
Logan	Healey	Emery	89	103	192			
Trevin	Wakefield	Emery	96	107	203	335	352	687



# Golf - Boys 3A - Individual Scores

3A State High School Golf Championships

Meadow Brook Golf Course

October 1-2, 2018

Individual Results



PLACE	FIRST	LAST	SCHOOL	DAY 1	DAY 2	FINAL
1st	Nathan	Preslar	Morgan	72	71	143
2nd	Oakley	Toomer	Emery	71	73	144
T3rd	Graham	Hodell	Judge Memorial	71	76	147
T3rd	River	Dillman	North Sanpete	71	76	147
5th	Tanner	Telford	Morgan	70	78	148
6th	Matthew	Millburn	Morgan	75	74	149
7th	TeJay	Harper	Union	72	78	150
8th	Drake	Fawson	Morgan	73	78	151
9th	Brenden	Vaughn	Morgan	72	80	152
10th	Tyler	Hadley	North Sanpete	74	80	154
	Sam	Gaskill	Judge Memorial	78	77	155
	Jake	Henrie	Delta	77	78	155
	Kylor	Johnson	San Juan	72	83	155
	Carson	Martines	Carbon	79	77	156
	Payton	Thompson	Richfield	80	76	156
	Kane	Scherer	Grand County	80	76	156
	Eric	Watts	Morgan	80	77	157
	Jaxen	Saunders	Grand County	77	80	157
	Brady	Gagon	Carbon	75	83	158
	Conner	Belnap	Richfield	78	80	158
	Jaron	Anderson	Richfield	78	81	159
	Devon	Sanders	Providence Hall	79	81	160
	Cub	Garner	Union	79	82	161
	Alex	Jarmillo	Union	78	83	161
	Nico	Smith	Judge Memorial	80	82	162
	Nick	Olson	Carbon	79	83	162
	Layton	Allred	Richfield	80	82	162
	Sam	Butcher	Judge Memorial	79	84	163
	Kaden	Slavensky	Carbon	78	86	164
	Carter	Arnold	Union	86	79	165
	Kamen	Anderson	Richfield	83	82	165

# Golf - Boys 3A - Individual Scores

Avery	Wade	North Sanpete	79	86	165
Brock	Cragun	Juab	79	87	166
Luke	Williams	Grand County	86	81	167
Nathan	Millburn	Morgan	79	88	167
Carson	Black	Richfield	87	83	170
Ethan	Iverson	Judge Memorial	84	88	172
Rafe	Saunders	Grand County	80	92	172
Jordan	Penovich	Carbon	87	87	174
Nicholas	Falkner	Judge Memorial	85	93	178
Shaidyn	Killpack	Emery	90	88	178
Niel	Briggs	North Sanpete	92	87	179
Nolan	Ramirez	Grand County	86	93	179
Taylor	Lindsey	Emery	85	96	181
Kyler	Monson	Union	90	92	182
Jaxon	Davis	Union	92	92	184
Tyler	Yoklavich	Carbon	102	87	189
Colby	Orton	North Sanpete	96	96	192
Logan	Healey	Emery	89	103	192
Sage	Stroder	Grand County	91	102	193
Devan	Guymon	Emery	102	95	197
Trevin	Wakefield	Emery	96	107	203
Ison	Wyatt	North Sanpete	109	102	211

# Golf - Boys 4A - Team Scores



Utah Section PGA / UHSAA  
**4A Boys Golf High School State Championship**  
 Birch Creek Golf Course  
 October 1-2, 2018



FIRST NAME	LAST NAME	SCHOOL	DAY		Individual TOTAL	DAY 1 Team	DAY 2 Team	Standing	
			Individual	Individual					
Jack	Wright	Park City	80	72	152	72	71		1ST PLACE
Eli	Kimche	Park City	76	73	149	74	72		
Wyatt	Petersen	Park City	77	77	154	76	73		
Ryan	Wright	Park City	80	82	162	77	76		
Griffin	Ward	Park City	74	76	150				
Dean	Tsandes	Park City	72	71	143	299	292	591	
Ashton	Davison	Desert Hills	72	71	143	72	71		2ND PLACE
Curtis	Matheson	Desert Hills	77	76	153	77	74		
Cruz	Kirchhausen	Desert Hills	78	81	159	77	76		
Kyson	Plant	Desert Hills	79	78	157	78	78		
Merick	Johnson	Desert Hills	77	74	151				
Dalton	Musgrave	Desert Hills	92	87	179	304	299	603	
Ryan	Seamons	Sky View	75	69	144	71	69		3RD PLACE
Hayden	Kleven	Sky View	71	74	145	75	74		
Jace	Wright	Sky View	78	86	164	78	78		
Tyler	Hoggan	Sky View	81	82	163	78	82		
Spencer	Sickler	Sky View	78	78	156				
Karsten	Hartle	Sky View	81	85	166	302	303	605	
Tyler	Clayson	Spanish Fork	76	74	150	73	73		4TH PLACE
Remington	Newell	Spanish Fork	73	73	146	76	74		
Hunter	Nielson	Spanish Fork	81	76	157	80	76		
Noah	Taylor	Spanish Fork	80	77	157	81	77		
Isaac	Murray	Spanish Fork	90	80	170				
Sam	Jex	Spanish Fork	83	85	168	310	300	610	
Bridger	Holmes	Tooele	72	72	144	72	72		5TH PLACE
Peyton	Thevenot	Tooele	77	73	150	77	72		
Tegan	Robison	Tooele	85	72	157	85	73		
Ashton	Morril	Tooele	86	85	171	86	76		
Nate	Putnam	Tooele	96	76	172				
Devon	Finlayson	Tooele	88	95	183	320	293	613	
Lucas	Schone	Pine View	76	68	144	76	68		6TH PLACE
Cooper	Milne	Pine View	80	72	152	80	72		
Brock	Roundy	Pine View	81	93	174	81	78		
Brandon	Roundy	Pine View	83	84	167	83	78		
Jaden	Whetzel	Pine View	88	78	166				
Jonathan	Fairbanks	Pine View	89	78	167	320	296	616	
Dewey	Panter	Green Canyon	72	73	145	72	73		7TH PLACE
Mason	Hawkins	Green Canyon	80	79	159	80	78		
Ryan	Jeppson	Green Canyon	80	78	158	80	79		
Jordan	Alder	Green Canyon	DQ	83	83	85	83		
Gage	Halverson	Green Canyon	85	89	174				
Logan	Nielsen	Green Canyon	89	87	176	317	313	630	
Tyler	Ackley	Lehi	80	78	158	73	78		8TH PLACE
Helaman	Ofahengau	Lehi	73	78	151	78	78		
Nate	Westwood	Lehi	78	79	157	80	79		
Chan	Treu	Lehi	89	84	173	88	84		
Spencer	Chappell	Lehi	88	87	175				
Sean	Ackley	Lehi	94	99	193	319	319	638	
Zach	Dallimore	Bonneville	79	82	161	75	79		9TH PLACE
Chris	Bunn	Bonneville	97	79	176	79	79		
Braxton	Roubinet	Bonneville	75	83	158	79	82		
Trae	Sholly	Bonneville	87	90	177	84	83		
Rhett	Kelton	Bonneville	79	86	165				
Max	Togisala	Bonneville	84	79	163	317	323	640	

# Golf - Boys 4A - Team Scores

Shinfei	Quek	<i>Dixie</i>	79	80	159	77	80	10TH PLACE
Yash	Vyas	<i>Dixie</i>	77	85	162	79	83	
Jack	Phillips	<i>Dixie</i>	79	83	162	79	83	
Jaden	Winchester	<i>Dixie</i>	87	84	171	87	84	
Jack	Christensen	<i>Dixie</i>	90	83	173			
Stephen	Larson	<i>Dixie</i>	88	85	173	322	330	
<b>Individuals</b>			<b>DAY 1</b>	<b>DAY 2</b>	<b>Individual</b>			
			<b>Individual</b>	<b>Individual</b>	<b>TOTAL</b>			
Parker	Cutt	<i>Park City</i>	77	80	157			
Tucker	Lee	<i>Park City</i>	77	77	154			
Luke	Walton	<i>Snow Canyon</i>	79	78	157			
Lance	Fristrup	<i>Mtn Crest</i>	78	87	165			
Jackson	Miller	<i>Cedar</i>	74	79	153			
Brady	Kimberling	<i>Stansbury</i>	76	80	156			
Braydon	Griffith	<i>Stansbury</i>	80	85	165			
Jake	Anderson	<i>Logan</i>	80	83	163			
Paul	Miller	<i>Logan</i>	78	86	164			
Jarett	Giles	<i>Bear River</i>	77	77	154			
Nathanial	Horsley	<i>Hurricane</i>	78	84	162			
Kade	Bailey	<i>Uintah</i>	77	84	161			

# Golf - Boys 4A - Individual Scores



## 4A State High School Golf Championships

Birch Creek Golf Course

October 1-2, 2018

### Individual Results

\* Won Playoff

PLACE	FIRST	LAST	SCHOOL	DAY 1	DAY 2	FINAL
1	Ashton	Davison	<i>Desert Hills</i>	72	71	143*
2	Dean	Tsandes	<i>Park City</i>	72	71	143
T3	Ryan	Seamons	<i>Sky View</i>	75	69	144
	Bridger	Holmes	<i>Tooele</i>	72	72	144
	Lucas	Schone	<i>Pine View</i>	76	68	144
T6	Hayden	Kleven	<i>Sky View</i>	71	74	145
	Dewey	Panter	<i>Green Canyon</i>	72	73	145
8	Remington	Newell	<i>Spanish Fork</i>	73	73	146
9	Eli	Kimche	<i>Park City</i>	76	73	149
T10	Griffin	Ward	<i>Park City</i>	74	76	150
	Tyler	Clayson	<i>Spanish Fork</i>	76	74	150
	Peyton	Thevenot	<i>Tooele</i>	77	73	150
T13	Merick	Johnson	<i>Desert Hills</i>	77	74	151
	Helaman	Ofahengau	<i>Lehi</i>	73	78	151
T15	Jack	Wright	<i>Park City</i>	80	72	152
	Cooper	Milne	<i>Pine View</i>	80	72	152
T17	Curtis	Matheson	<i>Desert Hills</i>	77	76	153
	Jackson	Miller	<i>Cedar</i>	74	79	153
T19	Wyatt	Petersen	<i>Park City</i>	77	77	154
	Tucker	Lee	<i>Park City</i>	77	77	154
	Jarett	Giles	<i>Bear River</i>	77	77	154
T22	Spencer	Sickler	<i>Sky View</i>	78	78	156
	Brady	Kimberling	<i>Stansbury</i>	76	80	156
T24	Kyson	Plant	<i>Desert Hills</i>	79	78	157
	Hunter	Nielson	<i>Spanish Fork</i>	81	76	157
	Noah	Taylor	<i>Spanish Fork</i>	80	77	157
	Tegan	Robison	<i>Tooele</i>	85	72	157



# Golf - Boys 4A - Individual Scores

	Nate	Westwood	<i>Lehi</i>	78	79	157
	Parker	Cutt	<i>Park City</i>	77	80	157
	Luke	Walton	<i>Snow Canyon</i>	79	78	157
T31	Ryan	Jeppson	<i>Green Canyon</i>	80	78	158
	Tyler	Ackley	<i>Lehi</i>	80	78	158
	Braxton	Roubinet	<i>Bonneville</i>	75	83	158
T34	Cruz	Kirchhausen	<i>Desert Hills</i>	78	81	159
	Mason	Hawkins	<i>Green Canyon</i>	80	79	159
	Shinfei	Quek	<i>Dixie</i>	79	80	159
T37	Zach	Dallimore	<i>Bonneville</i>	79	82	161
	Kade	Bailey	<i>Uintah</i>	77	84	161
T39	Ryan	Wright	<i>Park City</i>	80	82	162
	Yash	Vyas	<i>Dixie</i>	77	85	162
	Jack	Phillips	<i>Dixie</i>	79	83	162
	Nathanial	Horsley	<i>Hurricane</i>	78	84	162
T43	Tyler	Hoggan	<i>Sky View</i>	81	82	163
	Max	Togisala	<i>Bonneville</i>	84	79	163
	Jake	Anderson	<i>Logan</i>	80	83	163
T46	Jace	Wright	<i>Sky View</i>	78	86	164
	Paul	Miller	<i>Logan</i>	78	86	164
T48	Rhett	Kelton	<i>Bonneville</i>	79	86	165
	Lance	Fristrup	<i>Mtn Crest</i>	78	87	165
	Braydon	Griffith	<i>Stansbury</i>	80	85	165
T51	Karsten	Hartle	<i>Sky View</i>	81	85	166
	Jaden	Whetzel	<i>Pine View</i>	88	78	166
T53	Brandon	Roundy	<i>Pine View</i>	83	84	167
	Jonathan	Fairbanks	<i>Pine View</i>	89	78	167
55	Sam	Jex	<i>Spanish Fork</i>	83	85	168
56	Isaac	Murray	<i>Spanish Fork</i>	90	80	170
T57	Ashton	Morril	<i>Tooele</i>	86	85	171
	Jaden	Winchester	<i>Dixie</i>	87	84	171
59	Nate	Putnam	<i>Tooele</i>	96	76	172
T60	Chan	Treu	<i>Lehi</i>	89	84	173
	Jack	Christensen	<i>Dixie</i>	90	83	173
	Stephen	Larson	<i>Dixie</i>	88	85	173
T63	Brock	Roundy	<i>Pine View</i>	81	93	174
	Gage	Halverson	<i>Green Canyon</i>	85	89	174
65	Spencer	Chappell	<i>Lehi</i>	88	87	175
T66	Logan	Nielsen	<i>Green Canyon</i>	89	87	176



# Golf - Boys 4A - Individual Scores

	Chris	Bunn	<i>Bonneville</i>	97	79	176
68	Trae	Sholly	<i>Bonneville</i>	87	90	177
69	Dalton	Musgrave	<i>Desert Hills</i>	92	87	179
70	Devon	Finlayson	<i>Tooele</i>	88	95	183
71	Sean	Ackley	<i>Lehi</i>	94	99	193

# Golf - Boys 5A - Team Scores



Utah Section PGA / UHSAA  
 5A Boys Golf High School State Championship  
 Glen Eagle Golf Course  
 October 3-4, 2018



FIRST NAME	LAST NAME	SCHOOL	DAY 1	DAY 2	Individual	DAY 1 Team	DAY 2 Team	Standing	
			Individual	Individual	TOTAL				
Simon	Kwon	Skyline	73	72	145	69	71		
Tyson	Shelley	Skyline	69	71	140	69	72		
Sean	Lam	Skyline	71	74	145	70	73		
Jospheh	Kim	Skyline	69	74	143	71	74		
Philip	Meima	Skyline	76	73	149				
Abe	Thomas	Skyline	70	78	148	279	290	569	1ST PLACE
Braxton	Watts	Farmington High	75	74	149	71	72		
Ben	Seely	Farmington High	73	77	150	72	74		
Willard	Richards	Farmington High	71	74	145	73	74		
Conner	Knowles	Farmington High	80	79	159	75	77		
Jarom	Jorgensen	Farmington High	76	77	153				
Parker	Thompson	Farmington High	72	72	144	291	297	588	2ND PLACE
Zack	Neff	Olympus	72	67	139	68	67		
John	Fox	Olympus	68	75	143	72	75		
Chris	Barney	Olympus	82	84	166	76	75		
Rylan	Jones	Olympus	81	75	156	79	79		
Logan	Patterson	Olympus	79	82	161				
Luke	Smith	Olympus	76	79	155	295	296	591	3RD PLACE
Mitch	Anderson	Corner Canyon	74	69	143	70	69		
Ty	Felts	Corner Canyon	71	76	147	71	76		
Patrick	Holmes	Corner Canyon	77	78	155	74	78		
Jake	Woolston	Corner Canyon	77	78	155	77	78		
Jackson	Bench	Corner Canyon	70	80	150				
Carter	Boyle	Corner Canyon	77	88	165	292	301	593	4TH PLACE
Brandon	Robison	Viewmont High	70	70	140	70	70		
Braxton	Summers	Viewmont High	79	84	163	74	78		
Brayden	Poloskey	Viewmont High	74	79	153	75	79		
Spencer	Richards	Viewmont High	78	78	156	78	79		
Branson	Oviatt	Viewmont High	75	79	154				
Sam	Summerhays	Viewmont High	85	87	172	297	306	603	5TH PLACE
Porter	Brackett	Skyridge	78	78	156	75	73		
Jeff	Curtis	Skyridge	76	73	149	76	74		
Carter	Frisby	Skyridge	76	74	150	76	78		
Brady	Baxter	Skyridge	78	81	159	78	80		
Hayden	Alcorn	Skyridge	75	80	155				
McKay	Kimball	Skyridge	87	81	168	305	305	610	6TH PLACE
Jaxon	Wilkinson	Springville	79	83	162	74	77		
Tyler	Maccabee	Springville	75	77	152	75	80		
Mark	Mabry	Springville	81	80	161	78	80		
Preston	Bridges	Springville	74	80	154	79	83		
Andrew	Wright	Springville	78	89	167				
Brandon	Gordon	Springville	81	85	166	306	320	626	7TH PLACE
Peyton	Hale	Bountiful High	79	81	160	73	80		
Ben	Shaw	Bountiful High	73	82	155	78	80		
Carson	Lewis	Bountiful High	80	87	167	79	81		
Devin	Simon	Bountiful High	86	82	168	80	82		
Sam	Stobbe	Bountiful High	86	80	166				
Isaac	Brown	Bountiful High	78	80	158	310	323	633	8TH PLACE
Jack	Cook	Brighton	77	76	153	77	76		
Max	Thackery	Brighton	77	83	160	77	81		
Will	Wolfenbarger	Brighton	78	81	159	78	83		
Kieran	Dunn	Brighton	80	83	163	80	83		
Brendon	West	Brighton	86	90	176				
Spencer	Hawes	Brighton	81	88	169	312	323	635	9TH PLACE



# Golf - Boys 5A - Team Scores

Kellin	Olsen	Wasatch High	82	75	157	78	75
Jacob	Coopman	Wasatch High	78	81	159	79	81
Gavin	Scott	Wasatch High	80	97	177	79	87
Tyson	Clyde	Wasatch High	79	87	166	80	93
Jaxson	Stoddart	Wasatch High	79	101	180		
Tanner	Pettingill	Wasatch High	96	93	189	316	336

10TH PLACE

Individuals			DAY 1	DAY 2	Individual
			Individual	Individual	TOTAL
Zach	Hansen	Box Elder High	71	75	146
Spencer	Clayton	Skyline	74	83	157
Gabe	Schino	Corner Canyon	74	78	152
Bode	Widerburg	Cottonwood	75	69	144
Jacob	Willes	Woods Cross	75	88	163
Tommy	Rosenvall	Timpview High	75	78	153
Schafer	Iverson	Woods Cross	76	86	162
Sam	Larsen	Highland	76	83	159
Jackson	Holman	East High	76	77	153
Payton	Giles	Maple Mountain	77	86	163
RJ	Bonds	Alta High	77	77	154
Nate	Giles	Timpview High	78	78	156
Jacob	Jepsen	Highland	78	81	159
Campbell	Knell	Timpview High	79	81	160



# Golf - Boys 5A - Individual Scores



**5A State High School Golf Championships**  
**Glen Eagle Golf Course**  
 October 3-4, 2018  
 Individual Results



PLACE	FIRST	LAST	SCHOOL	DAY 1	DAY 2	FINAL
<b>1</b>	Zack	Neff	<i>Olympus</i>	72	67	<b>139</b>
<b>T2</b>	Tyson	Shelley	<i>Skyline</i>	69	71	<b>140</b>
	Brandon	Robison	<i>Viewmont High</i>	70	70	<b>140</b>
<b>T4</b>	Jospeh	Kim	<i>Skyline</i>	69	74	<b>143</b>
	John	Fox	<i>Olympus</i>	68	75	<b>143</b>
	Mitch	Anderson	<i>Corner Canyon</i>	74	69	<b>143</b>
<b>T7</b>	Parker	Thompson	<i>Farmington High</i>	72	72	<b>144</b>
	Bode	Widerburg	<i>Cottonwood</i>	75	69	<b>144</b>
<b>T9</b>	Simon	Kwon	<i>Skyline</i>	73	72	<b>145</b>
	Sean	Lam	<i>Skyline</i>	71	74	<b>145</b>
	Willard	Richards	<i>Farmington High</i>	71	74	<b>145</b>
<b>12</b>	Zach	Hansen	<i>Box Elder High</i>	71	75	<b>146</b>
<b>13</b>	Ty	Felts	<i>Corner Canyon</i>	71	76	<b>147</b>
<b>14</b>	Abe	Thomas	<i>Skyline</i>	70	78	<b>148</b>
<b>T15</b>	Philip	Meima	<i>Skyline</i>	76	73	<b>149</b>
	Braxton	Watts	<i>Farmington High</i>	75	74	<b>149</b>
	Jeff	Curtis	<i>Skyridge</i>	76	73	<b>149</b>
<b>T18</b>	Ben	Seely	<i>Farmington High</i>	73	77	<b>150</b>
	Jackson	Bench	<i>Corner Canyon</i>	70	80	<b>150</b>
	Carter	Frisby	<i>Skyridge</i>	76	74	<b>150</b>
<b>T21</b>	Tyler	Maccabee	<i>Springville</i>	75	77	<b>152</b>
	Gabe	Schino	<i>Corner Canyon</i>	74	78	<b>152</b>
<b>T23</b>	Jarom	Jorgensen	<i>Farmington High</i>	76	77	<b>153</b>
	Brayden	Poloskey	<i>Viewmont High</i>	74	79	<b>153</b>
	Jack	Cook	<i>Brighton</i>	77	76	<b>153</b>
	Tommy	Rosenvall	<i>Timpview High</i>	75	78	<b>153</b>
	Jackson	Holman	<i>East High</i>	76	77	<b>153</b>
<b>T28</b>	Branson	Oviatt	<i>Viewmont High</i>	75	79	<b>154</b>
	Preston	Bridges	<i>Springville</i>	74	80	<b>154</b>



# Golf - Boys 5A - Individual Scores

	RJ	Bonds	<i>Alta High</i>	77	77	<b>154</b>
<b>T31</b>	Luke	Smith	<i>Olympus</i>	76	79	<b>155</b>
	Patrick	Holmes	<i>Corner Canyon</i>	77	78	<b>155</b>
	Jake	Woolston	<i>Corner Canyon</i>	77	78	<b>155</b>
	Hayden	Alcorn	<i>Skyridge</i>	75	80	<b>155</b>
	Ben	Shaw	<i>Bountiful High</i>	73	82	<b>155</b>
<b>T36</b>	Rylan	Jones	<i>Olympus</i>	81	75	<b>156</b>
	Spencer	Richards	<i>Viewmont High</i>	78	78	<b>156</b>
	Porter	Brackett	<i>Skyridge</i>	78	78	<b>156</b>
	Nate	Giles	<i>Timpview High</i>	78	78	<b>156</b>
<b>T40</b>	Kellin	Olsen	<i>Wasatch High</i>	82	75	<b>157</b>
	Spencer	Clayton	<i>Skyline</i>	74	83	<b>157</b>
<b>42</b>	Isaac	Brown	<i>Bountiful High</i>	78	80	<b>158</b>
<b>T43</b>	Conner	Knowles	<i>Farmington High</i>	80	79	<b>159</b>
	Brady	Baxter	<i>Skyridge</i>	78	81	<b>159</b>
	Will	Wolfenbarger	<i>Brighton</i>	78	81	<b>159</b>
	Jacob	Coopman	<i>Wasatch High</i>	78	81	<b>159</b>
	Sam	Larsen	<i>Highland</i>	76	83	<b>159</b>
	Jacob	Jepsen	<i>Highland</i>	78	81	<b>159</b>
<b>T49</b>	Peyton	Hale	<i>Bountiful High</i>	79	81	<b>160</b>
	Max	Thackery	<i>Brighton</i>	77	83	<b>160</b>
	Campbell	Knell	<i>Timpview High</i>	79	81	<b>160</b>
<b>T52</b>	Logan	Patterson	<i>Olympus</i>	79	82	<b>161</b>
	Mark	Mabry	<i>Springville</i>	81	80	<b>161</b>
	Jaxon	Wilkinson	<i>Springville</i>	79	83	<b>162</b>
	Schafer	Iverson	<i>Woods Cross</i>	76	86	<b>162</b>
<b>T56</b>	Braxton	Summers	<i>Viewmont High</i>	79	84	<b>163</b>
	Kieran	Dunn	<i>Brighton</i>	80	83	<b>163</b>
	Jacob	Willes	<i>Woods Cross</i>	75	88	<b>163</b>
	Payton	Giles	<i>Maple Mountain</i>	77	86	<b>163</b>
<b>60</b>	Carter	Boyle	<i>Corner Canyon</i>	77	88	<b>165</b>
<b>T61</b>	Chris	Barney	<i>Olympus</i>	82	84	<b>166</b>
	Brandon	Gordon	<i>Springville</i>	81	85	<b>166</b>
	Sam	Stobbe	<i>Bountiful High</i>	86	80	<b>166</b>
	Tyson	Clyde	<i>Wasatch High</i>	79	87	<b>166</b>
<b>T65</b>	Andrew	Wright	<i>Springville</i>	78	89	<b>167</b>
	Carson	Lewis	<i>Bountiful High</i>	80	87	<b>167</b>
<b>T67</b>	McKay	Kimball	<i>Skyridge</i>	87	81	<b>168</b>
	Devin	Simon	<i>Bountiful High</i>	86	82	<b>168</b>
<b>69</b>	Spencer	Hawes	<i>Brighton</i>	81	88	<b>169</b>



# Golf - Boys 5A - Individual Scores

<b>70</b>	Sam	Summerhays	<i>Viewmont High</i>	85	87	<b>172</b>
<b>71</b>	Brendon	West	<i>Brighton</i>	86	90	<b>176</b>
<b>72</b>	Gavin	Scott	<i>Wasatch High</i>	80	97	<b>177</b>
<b>73</b>	Jaxson	Stoddart	<i>Wasatch High</i>	79	101	<b>180</b>
<b>74</b>	Tanner	Pettingill	<i>Wasatch High</i>	96	93	<b>189</b>

# Golf - Boys 6A - Team Scores

## Utah Section PGA / UHSAA 6A Boys Golf High School State Championship TalonsCove Golf Course October 3-4, 2018



	FIRST NAME	LAST NAME	SCHOOL	DAY 1 Individual	DAY 2 Individual	Individual TOTAL	DAY 1 Team	DAY 2 Team	Standing
<b>CHAMPIONS</b>	Zach	Jones	Lone Peak	68	68	136	68	68	
	Parker	Reese	Lone Peak	76	71	147	70	71	
	Caleb	Norton	Lone Peak	78	72	150	73	71	
	Phil	Platt	Lone Peak	81	83	164	76	72	
	Taft	Lewis	Lone Peak	73	71	144			
	Preston	Smithson	Lone Peak	70	77	147	287	282	569
2nd	Cole	Ponich	Davis	70	67	137	70	67	
	Preston	Wallace	Davis	76	79	155	76	72	
	Jack	Sargent	Davis	79	77	156	78	77	
	Coleman	Cook	Davis	78	72	150	78	79	
	McKay	Cook	Davis	79	79	158			
	Alex	Yu	Davis	78	81	159	302	295	597
3rd	Isaac	Layne	Weber	75	69	144	73	69	
	Max	Lunt	Weber	73	75	148	74	75	
	Andrew	Anderson	Weber	80	80	160	75	80	
	Preston	Messery	Weber	82	81	163	80	81	
	Braxton	Welch	Weber	74	84	158			
	Michael	Erling	Weber	81	87	168	302	305	607
4th	Jayce	Morrill	American Fork	72	81	153	71	77	
	Jackson	McDaniel	American Fork	71	83	154	72	81	
	Cole	Fairbanks	American Fork	76	77	153	76	83	
	Zak	Zenger	American Fork	77	87	164	77	83	
	Max	Blackburn	American Fork	79	84	163			
	Carson	Price	American Fork	86	83	169	296	324	620
5th	Zach	Hammond	Pleasant Grove	78	74	152	76	74	
	Derek	Leetham	Pleasant Grove	76	75	151	78	75	
	Josh	Savage	Pleasant Grove	81	86	167	81	82	
	Conner	Adams	Pleasant Grove	81	82	163	81	82	
	Carson	Childs	Pleasant Grove	84	82	166			
	Ryan	Jensen	Pleasant Grove	87	97	184	316	313	629
6th	Garrett	Bland	Bingham	74	87	161	74	80	
	Jordan	Bingham	Bingham	DQ	80	80	79	83	
	Ryan	Howes	Bingham	84	84	168	81	84	
	Keaton	Cervinski	Bingham	81	83	164	81	86	
	Jace	Russell	Bingham	79	86	165			
	River	Heward	Bingham	81	91	172	315	333	648
7th	Brek	Schenck	Northridge	80	80	160	73	80	
	Clay	Fowers	Northridge	73	85	158	78	84	
	Casey	Dygart	Northridge	78	84	162	80	85	
	Jaret	Duft	Northridge	85	86	171	83	86	
	Dakota	Eppich	Northridge	83	105	188			
	Mason	Macrum	Northridge	90	86	176	314	335	649
8th	Tanner	Gillespe	Riverton	86	76	162	80	76	
	Brant	Butterfield	Riverton	85	80	165	85	80	
	Parker	Applegate	Riverton	88	80	168	86	80	
	Brennan	Hogue	Riverton	95	88	183	88	80	
	Carter	Johansen	Riverton	80	80	160			
	Colsen	Stauffer	Riverton	102	106	208	339	316	655
9th	Peyton	Colemere	Herriman	79	81	160	75	81	
	Matthew	Silva	Herriman	75	82	157	79	82	
	Zane	Clark	Herriman	91	86	177	89	86	
	Cooper	Richards	Herriman	91	93	184	91	90	
	Ty	Bowen	Herriman	89	92	181			
	Jonah	Taggart	Herriman	91	90	181	334	339	673

# Golf - Boys 6A - Team Scores

10th	Jalen	Martinez	Syracuse	83	83	166	79	83
	Nate	Summerhays	Syracuse	81	85	166	81	85
	Justin	Glover	Syracuse	87	89	176	83	89
	Jaxson	Christiansen	Syracuse	83	97	180	83	96
	Ben	Smith	Syracuse	79	99	178		
	Bridger	Nall	Syracuse	84	96	180	326	353

## Individuals - 2 Day

Jackson	Muramoto	Cyprus	75	73	148
Bryson	Hirabayashi	Clearfield	68	75	143
Caden	Dunn	Westlake	73	73	146
Kale	Abbott	Lone Peak	77	78	155
Tysen	Diaz	Layton	71	75	146
Tristan	McKinney	Westlake	76	71	147
Bradley	Yu	Davis	79	76	155



# Golf - Boys 6A - Individual Scores

## 6A High School Boys State Championship

TalonsCove Golf Course

October 3-4, 2018

Individual Results



PLACE	FIRST	LAST	SCHOOL	DAY 1	DAY 2	FINAL
1st	Zach	Jones	Lone Peak	68	68	136
2nd	Cole	Ponich	Davis	70	67	137
3rd	Bryson	Hirabayashi	Clearfield	68	75	143
T4th	Taft	Lewis	Lone Peak	73	71	144
T4th	Isaac	Layne	Weber	75	69	144
T6th	Caden	Dunn	Westlake	73	73	146
T6th	Tysen	Diaz	Layton	71	75	146
T8th	Parker	Reese	Lone Peak	76	71	147
T8th	Preston	Smithson	Lone Peak	70	77	147
T8th	Tristan	McKinney	Westlake	76	71	147
	Max	Lunt	Weber	73	75	148
	Jackson	Muramoto	Cyprus	75	73	148
	Caleb	Norton	Lone Peak	78	72	150
	Coleman	Cook	Davis	78	72	150
	Derek	Leetham	Pleasant Grove	76	75	151
	Zach	Hammond	Pleasant Grove	78	74	152
	Jayce	Morrill	American Fork	72	81	153
	Cole	Fairbanks	American Fork	76	77	153
	Jackson	McDaniel	American Fork	71	83	154
	Preston	Wallace	Davis	76	79	155
	Kale	Abbott	Lone Peak	77	78	155
	Bradley	Yu	Davis	79	76	155
	Jack	Sargent	Davis	79	77	156
	Matthew	Silva	Herriman	75	82	157
	McKay	Cook	Davis	79	79	158
	Braxton	Welch	Weber	74	84	158
	Clay	Fowers	Northridge	73	85	158
	Alex	Yu	Davis	78	81	159
	Andrew	Anderson	Weber	80	80	160
	Brek	Schenck	Northridge	80	80	160
	Carter	Johansen	Riverton	80	80	160



# Golf - Boys 6A - Individual Scores

Peyton	Colemere	Herriman	79	81	160
Garrett	Bland	Bingham	74	87	161
Casey	Dygert	Northridge	78	84	162
Tanner	Gillespe	Riverton	86	76	162
Preston	Messerly	Weber	82	81	163
Max	Blackburn	American Fork	79	84	163
Conner	Adams	Pleasant Grove	81	82	163
Phil	Platt	Lone Peak	81	83	164
Zak	Zenger	American Fork	77	87	164
Keaton	Cervinski	Bingham	81	83	164
Jace	Russell	Bingham	79	86	165
Brant	Butterfield	Riverton	85	80	165
Carson	Childs	Pleasant Grove	84	82	166
Jalen	Martinez	Syracuse	83	83	166
Nate	Summerhays	Syracuse	81	85	166
Josh	Savage	Pleasant Grove	81	86	167
Michael	Erling	Weber	81	87	168
Ryan	Howes	Bingham	84	84	168
Parker	Applegate	Riverton	88	80	168
Carson	Price	American Fork	86	83	169
Jaret	Duft	Northridge	85	86	171
River	Heward	Bingham	81	91	172
Mason	Macrum	Northridge	90	86	176
Justin	Glover	Syracuse	87	89	176
Zane	Clark	Herriman	91	86	177
Ben	Smith	Syracuse	79	99	178
Jaxson	Christiansen	Syracuse	83	97	180
Bridger	Nall	Syracuse	84	96	180
Ty	Bowen	Herriman	89	92	181
Jonah	Taggart	Herriman	91	90	181
Brennan	Hogue	Riverton	95	88	183
Ryan	Jensen	Pleasant Grove	87	97	184
Cooper	Richards	Herriman	91	93	184
Dakota	Eppich	Northridge	83	105	188
Colsen	Stauffer	Riverton	102	106	208
Jordan	Bingham	Bingham	DQ	80	80



# Golf - Girls 1A - Team Scores

## Utah Section PGA / UHSAA 1A Girls Golf High School State Championship

Cove View Golf Course

Wednesday, May 15, 2019



FIRST NAME	LAST NAME	SCHOOL	Individual TOTAL	DAY 1 Team	Standing
Zoe	Dean	Rich	91	91	1ST PLACE
Hannah	Coburn	Rich	96	91	
Mckina	Stacey	Rich	91	96	
Lindsay	Barker	Rich	106	100	
Emalee	Willis	Rich	100		
Natalee	Parry	Rich	120	378	
Trinity	Mayer	Milford	95	95	2ND PLACE
Jaycee	Rose	Milford	115	100	
Preslee	Barnson	Milford	110	110	
Analise	Wiseman	Milford	100	113	
Alyssa	Barnes	Milford	113		
Paige	James	Milford	128	418	
Tymbr	Black	Monticello High	95	95	3RD PLACE
Olivia	Chamberlain	Monticello High	98	98	
Brooklyn	Holt	Monticello High	107	107	
Kennedy	Brewer	Monticello High	129	429	
Jael	Chamberlain	Valley	112	108	4TH PLACE
Bethany	Stout	Valley	108	112	
Shayla	Spencer	Valley	112	112	
Kelsey	Brinkerhoff	Valley	132	132	
Charle	Spencer	Valley	141	464	
Jacee	Atwood	Pinnacle Canyon Academy	116	116	6TH PLACE
Hadley	Dunn	Pinnacle Canyon Academy	144	144	
Ashlyn	Behunin	Pinnacle Canyon Academy	148	148	
Alana	Lunelli	Pinnacle Canyon Academy	149	557	
Ashley	Schluttenhofer	Diamond Ranch Academy	127	127	5TH PLACE
Lily	Frey	Diamond Ranch Academy	165	149	
Aurora	Hartl-Durkin	Diamond Ranch Academy	154	154	
Katelyn	Miller	Diamond Ranch Academy	149	595	



# Golf - Girls 1A - Individual Scores

## 1A Girls State High School Golf Championship



Cove View Golf Course  
Wednesday, May 15, 2019



### Individual Results

PLACE	FIRST	LAST	SCHOOL	DAY 1	
1	Zoe	Dean	<i>Rich</i>	91	*won playoff
2	Mckina	Stacey	<i>Rich</i>	91	
T3	Trinity	Mayer	<i>Milford</i>	95	
	Tymbr	Black	<i>Monticello High</i>	95	
5	Hannah	Coburn	<i>Rich</i>	96	
6	Karleen	Roundy	<i>Bryce Valley</i>	97	
7	Olivia	Chamberlain	<i>Monticello High</i>	98	
T8	Emalee	Willis	<i>Rich</i>	100	
	Analise	Wiseman	<i>Milford</i>	100	
	Emma	Clement	<i>ICS</i>	100	
11	Lindsay	Barker	<i>Rich</i>	106	
12	Brooklyn	Holt	<i>Monticello High</i>	107	
13	Bethany	Stout	<i>Valley</i>	108	
14	Preslee	Barnson	<i>Milford</i>	110	
T15	Jael	Chamberlain	<i>Valley</i>	112	
	Shayla	Spencer	<i>Valley</i>	112	
17	Alyssa	Barnes	<i>Milford</i>	113	
18	Jaycee	Rose	<i>Milford</i>	115	
T19	Jacee	Atwood	<i>Pinnacle Canyon Academy</i>	116	
	Morgan	Bastian	<i>Green River High</i>	116	
T21	Natalee	Parry	<i>Rich</i>	120	
	Alli	Jarman	<i>Rich</i>	120	
23	Kodee	Thomas	<i>Manila</i>	122	
24	Sage	Rollins	<i>Milford</i>	124	
25	Taya	Petersen	<i>Rich</i>	126	
26	Ashley	Schluttenhofer	<i>Diamond Ranch Academy</i>	127	
27	Paige	James	<i>Milford</i>	128	
28	Kennedy	Brewer	<i>Monticello High</i>	129	
29	Kelsey	Brinkerhoff	<i>Valley</i>	132	
30	Alexa	Walker	<i>Milford</i>	133	
31	Ashlynn	Curtis	<i>Milford</i>	137	
32	Taylor	Larsen	<i>Milford</i>	138	
33	Charle	Spencer	<i>Valley</i>	141	
34	Hadley	Dunn	<i>Pinnacle Canyon Academy</i>	144	
35	Ashlyn	Behunin	<i>Pinnacle Canyon Academy</i>	148	
T36	Alana	Lunelli	<i>Pinnacle Canyon Academy</i>	149	
	Katelyn	Miller	<i>Diamond Ranch Academy</i>	149	
38	Aurora	Hartl-Durkin	<i>Diamond Ranch Academy</i>	154	
39	Lily	Frey	<i>Diamond Ranch Academy</i>	165	

# Golf - Girls 2A - Team Scores

## Utah Section PGA / UHSAA 2A Girls Golf High School State Championship

Cove View Golf Course

Tuesday, May 14, 2019



FIRST NAME	LAST NAME	SCHOOL	Individual TOTAL	DAY 1 Team	Standing
Tyra	Eyre	Beaver	91	91	1ST PLACE
Valerie	Harris	Beaver	100	93	
Brailee	Robinson	Beaver	93	99	
Amelia	Harris	Beaver	99	100	
Chasey	Eyre	Beaver	105		
Emrie	Robinson	Beaver	102	383	
Carlee	Stephenson	Millard	107	107	2ND PLACE
Natalie	Starley	Millard	114	113	
Kaycee	Jenson	Millard	113	114	
Lilly	Troseth	Millard	115	115	
Madison	Troseth	Millard	121		
Taylor	Ottley	Millard	120	449	
Sophie	Stinnett	Rowland Hall	97	97	3RD PLACE
Jacque	Park	Rowland Hall	129	113	
Katy	Dark	Rowland Hall	122	122	
Olivia	Bikhazi	Rowland Hall	113	129	
Ke'ea	Ramirez	Rowland Hall	134	461	
Eliza	Huefner	Waterford	105	105	4TH PLACE
Beth	Hammond	Waterford	123	117	
Vicky	Wang	Waterford	142	119	
Sam	Cassell	Waterford	119	123	
Lexi	Peterson	Waterford	117	464	
Jossalyne	Foster	Draper APA	103	103	5TH PLACE
Rachel	Maxfield	Draper APA	125	118	
Braelyn	Proctor	Draper APA	136	122	
Bailey	Bergquist	Draper APA	122	125	
Alex	Augason	Draper APA	148		
Paige	Hollingsworth	Draper APA	118	468	
Faith	Meza	Layton Christian Academy	101	101	6TH PLACE
Sona	Tan	Layton Christian Academy	127	111	
Paige	Sunderland	Layton Christian Academy	WD	127	
Autumn	Meza	Layton Christian Academy	135	135	
Whitlee	Crowder	Layton Christian Academy	111		
Moriah	Michaelson	Layton Christian Academy	156	474	



# Golf - Girls 2A - Team Scores (Cont.)

Fiona	Simister	<i>North Summit</i>	101	101
Gillian	Sargent	<i>North Summit</i>	114	114
Sadie	Batt	<i>North Summit</i>	119	119
McKell	Ferry	<i>North Summit</i>	144	143
Camden	Greenwood	<i>North Summit</i>	143	
Sariah	Nielsen	<i>North Summit</i>	WD	477

7TH PLACE

## Individuals

			Individual	
			TOTAL	
Jaeley	Beaumont	<i>Beaver</i>	110	
Emma	Dulaney	<i>St. Joseph</i>	93	
Emma	Lare	<i>St. Joseph</i>	WD	
Rozalyn	Rowley	<i>Altamont</i>	138	
Rio	Russell	<i>St. Joseph</i>	140	
Jacqueline	Wang	<i>Wasatch Acd</i>	129	

# Golf - Girls 2A - Individual Scores

## 2A Girls State High School Golf Championship



Cove View Golf Course  
Tuesday, May 14, 2019



PLACE	FIRST	LAST	SCHOOL	FINAL
1	Tyra	Eyre	<i>Beaver</i>	91
T2	Brailee	Robinson	<i>Beaver</i>	93
	Emma	Dulaney	<i>St. Joseph</i>	93
4	Sophie	Stinnett	<i>Rowland Hall</i>	97
5	Amelia	Harris	<i>Beaver</i>	99
6	Valerie	Harris	<i>Beaver</i>	100
T7	Faith	Meza	<i>Layton Christian Aca</i>	101
	Fiona	Simister	<i>North Summit</i>	101
9	Emrie	Robinson	<i>Beaver</i>	102
10	Jossalyne	Foster	<i>Draper APA</i>	103
T11	Chasey	Eyre	<i>Beaver</i>	105
	Eliza	Huefner	<i>Waterford</i>	105
13	Carlee	Stephenson	<i>Millard</i>	107
14	Jaeley	Beaumont	<i>Beaver</i>	110
15	Whitlee	Crowder	<i>Layton Christian Aca</i>	111
T16	Kaycee	Jenson	<i>Millard</i>	113
	Olivia	Bikhazi	<i>Rowland Hall</i>	113
T18	Natalie	Starley	<i>Millard</i>	114
	Gillian	Sargent	<i>North Summit</i>	114
20	Lilly	Troseth	<i>Millard</i>	115
21	Lexi	Peterson	<i>Waterford</i>	117
22	Paige	Hollingsworth	<i>Draper APA</i>	118
T23	Sam	Cassell	<i>Waterford</i>	119
	Sadie	Batt	<i>North Summit</i>	119
25	Taylor	Ottley	<i>Millard</i>	120
26	Madison	Troseth	<i>Millard</i>	121
T27	Katy	Dark	<i>Rowland Hall</i>	122
	Bailey	Bergquist	<i>Draper APA</i>	122
29	Beth	Hammond	<i>Waterford</i>	123
30	Rachel	Maxfield	<i>Draper APA</i>	125
31	Sona	Tan	<i>Layton Christian Aca</i>	127
T32	Jacque	Park	<i>Rowland Hall</i>	129
	Jacqueline	Wang	<i>Wasatch Acd</i>	129
34	Ke'ea	Ramirez	<i>Rowland Hall</i>	134
35	Autumn	Meza	<i>Layton Christian Aca</i>	135
36	Braelyn	Proctor	<i>Draper APA</i>	136
37	Rozalyn	Rowley	<i>Altamont</i>	138
38	Rio	Russell	<i>St. Joseph</i>	140
39	Vicky	Wang	<i>Waterford</i>	142

# Golf - Girls 2A - Individual Scores (Cont.)

40	Camden	Greenwood	<i>North Summit</i>	143
41	McKell	Ferry	<i>North Summit</i>	144
42	Alex	Augason	<i>Draper APA</i>	148
43	Moriah	Michaelson	<i>Layton Christian Aca</i>	156
	Paige	Sunderland	<i>Layton Christian Aca</i>	WD
	Sariah	Nielsen	<i>North Summit</i>	WD
	Emma	Lare	<i>St. Joseph</i>	WD



# Golf - Girls 3A - Team Scores



Utah Section PGA / UHSAA  
**3A Girls Golf High School State Championship**  
 Round Valley Golf Course  
 May 7-8, 2019



FIRST NAME	LAST NAME	SCHOOL	DAY 1 Individual	DAY 2 Individual	Individual TOTAL	DAY 1 Team	DAY 2 Team	Standing	
Piper	Harris	Richfield	90	78	168	77	77		1ST PLACE
Natasha	Oldroyd	Richfield	79	82	161	78	78		
Ellie	Hair	Richfield	78	79	157	79	79		
Hayden	Harris	Richfield	77	77	154	82	82		
Maddy	Miller	Richfield	82	92	174				
Becca	Poulsen	Richfield	89	91	180	316	316	632	
Lauren	Telford	Morgan	93	82	175	86	82		2ND PLACE
Tacey	Durrant	Morgan	86	94	180	93	94		
Taylor	Condie	Morgan	95	95	190	95	95		
Haldyn	Anderson	Morgan	97	100	197	97	96		
Samantha	Preslar	Morgan	101	101	202				
Kaylee	Wardell	Morgan	107	96	203	371	367	738	
Joopy	Bamrungmuang	Grand County	78	83	161	78	83		3RD PLACE
Jamie	Day	Grand County	81	94	175	81	94		
Shaycee	Renn	Grand County	98	99	197	98	99		
Jenny	Kopell	Grand County	104	121	225	104	115		
Madison	Munger	Grand County	122	115	237				
Elly	Bauer	Grand County	124	135	259	361	391	752	
Morgan	McDougal	Providence Hall	92	84	176	91	84		4TH PLACE
Brooklyn	Armstrong	Providence Hall	91	87	178	92	87		
Amelia	Pedersen	Providence Hall	98	108	206	98	99		
Sabrina	Bentley	Providence Hall	107	99	206	104	101		
MaKayla	Bennion	Providence Hall	104	101	205				
Yaisha	Corona	Providence Hall	106	115	221	385	371	756	
Jordan	Bianco	Carbon	91	83	174	91	83		5TH PLACE
Sam	King	Carbon	94	93	187	94	93		
Rhiannon	Timmons	Carbon	107	105	212	99	93		
Kirsten	Etsel	Carbon	113	115	228	107	101		
Jessica	Hansen	Carbon	116	101	217				
Aubrey	Fausett	Carbon	99	93	192	391	370	761	
Ava	Isaac	Judge Memorial	96	96	192	96	88		6TH PLACE
Annette	Rooney	Judge Memorial	105	88	193	100	96		
Victoria	Locke	Judge Memorial	104	106	210	104	102		
Lucy	Callahan	Judge Memorial	111	112	223	105	106		
Brooklyn	Woods	Judge Memorial	100	102	202				
Isabella	Valles	Judge Memorial	115	116	231	405	392	797	
Abbie	Labrum	Union	95	101	196	95	91		7TH PLACE
Ajia	Safley	Union	101	91	192	100	101		
Ashlyn	Riding	Union	100	112	212	101	104		
Cashlyn	Dye	Union	108	104	212	108	112		
Lauren	Crozier	Union	121	138	259				
Reese	Nelson	Union	130	145	275	404	408	812	
Nikki	Evans	Manti	98	107	205	89	102		8TH PLACE
Anna	Ahlrot	Manti	89	102	191	98	107		
Whitney	Dyreg	Manti	114	112	226	112	112		
Ally	Squire	Manti	112	112	224	114	112		
Grace	Christensen	Manti	124	124	248				
Gracie	Keisel	Manti	132	131	263	413	433	846	
Erin	Shipman	Grantsville	96	91	187	96	91		9TH PLACE
Mashayla	Scriven	Grantsville	98	94	192	98	94		
Gracie	Lake	Grantsville	115	114	229	104	109		
Raelee	Giles	Grantsville	104	109	213	115	114		
Sydney	Jensen	Grantsville	129	129	258				
Afton	Bodell	Grantsville	137	150	287	413	408	821	

# Golf - Girls 3A - Individual Scores

## 3A State High School Golf Championship



Round Valley Golf Course  
May 7-8, 2019



PLACE	FIRST	LAST	SCHOOL	DAY 1	DAY 2	FINAL
1	Hayden	Harris	<i>Richfield</i>	77	77	<b>154</b>
2	Ellie	Hair	<i>Richfield</i>	78	79	<b>157</b>
T3	Natasha	Oldroyd	<i>Richfield</i>	79	82	<b>161</b>
	Joopy	Bamrungmuang	<i>Grand County</i>	78	83	<b>161</b>
5	Piper	Harris	<i>Richfield</i>	90	78	<b>168</b>
T6	Maddy	Miller	<i>Richfield</i>	82	92	<b>174</b>
	Jordan	Bianco	<i>Carbon</i>	91	83	<b>174</b>
	Shayla	Patton	<i>Delta</i>	83	91	<b>174</b>
T9	Lauren	Telford	<i>Morgan</i>	93	82	<b>175</b>
	Jamie	Day	<i>Grand County</i>	81	94	<b>175</b>
11	Morgan	McDougal	<i>Providence Hall</i>	92	84	<b>176</b>
12	Brooklyn	Armstrong	<i>Providence Hall</i>	91	87	<b>178</b>
T13	Becca	Poulsen	<i>Richfield</i>	89	91	<b>180</b>
	Tacey	Durrant	<i>Morgan</i>	86	94	<b>180</b>
15	Brinly	Jolley	<i>Richfield</i>	85	101	<b>186</b>
T16	Sam	King	<i>Carbon</i>	94	93	<b>187</b>
	Erin	Shipman	<i>Grantsville</i>	96	91	<b>187</b>
18	Taylor	Condie	<i>Morgan</i>	95	95	<b>190</b>
19	Anna	Ahlrot	<i>Manti</i>	89	102	<b>191</b>
T20	Aubrey	Fausett	<i>Carbon</i>	99	93	<b>192</b>
	Ava	Isaac	<i>Judge Memorial</i>	96	96	<b>192</b>
	Ajia	Safley	<i>Union</i>	101	91	<b>192</b>
	Mashayla	Scriven	<i>Grantsville</i>	98	94	<b>192</b>
24	Annette	Rooney	<i>Judge Memorial</i>	105	88	<b>193</b>
25	Abbie	Labrum	<i>Union</i>	95	101	<b>196</b>
T26	Haldyn	Anderson	<i>Morgan</i>	97	100	<b>197</b>
	Shaycee	Renn	<i>Grand County</i>	98	99	<b>197</b>
T28	Samantha	Preslar	<i>Morgan</i>	101	101	<b>202</b>
	Brooklyn	Woods	<i>Judge Memorial</i>	100	102	<b>202</b>
30	Kaylee	Wardell	<i>Morgan</i>	107	96	<b>203</b>
T31	MaKayla	Bennion	<i>Providence Hall</i>	104	101	<b>205</b>
	Nikki	Evans	<i>Manti</i>	98	107	<b>205</b>
T33	Amelia	Pedersen	<i>Providence Hall</i>	98	108	<b>206</b>
	Sabrina	Bentley	<i>Providence Hall</i>	107	99	<b>206</b>
35	Victoria	Locke	<i>Judge Memorial</i>	104	106	<b>210</b>
T36	Rhiannon	Timmons	<i>Carbon</i>	107	105	<b>212</b>
	Ashlyn	Riding	<i>Union</i>	100	112	<b>212</b>
	Cashlyn	Dye	<i>Union</i>	108	104	<b>212</b>
39	Raelee	Giles	<i>Grantsville</i>	104	109	<b>213</b>

# Golf - Girls 3A - Individual Scores (Cont.)

40	Jessica	Hansen	<i>Carbon</i>	116	101	<b>217</b>
41	Yaisha	Corona	<i>Providence Hall</i>	106	115	<b>221</b>
42	Lucy	Callahan	<i>Judge Memorial</i>	111	112	<b>223</b>
43	Ally	Squire	<i>Manti</i>	112	112	<b>224</b>
44	Jenny	Kopell	<i>Grand County</i>	104	121	<b>225</b>
45	Whitney	Dyrenge	<i>Manti</i>	114	112	<b>226</b>
46	Kirsten	Etzel	<i>Carbon</i>	113	115	<b>228</b>
47	Gracie	Lake	<i>Grantsville</i>	115	114	<b>229</b>
48	Isabella	Valles	<i>Judge Memorial</i>	115	116	<b>231</b>
49	Madison	Munger	<i>Grand County</i>	122	115	<b>237</b>
50	Grace	Christensen	<i>Manti</i>	124	124	<b>248</b>
51	Sydney	Jensen	<i>Grantsville</i>	129	129	<b>258</b>
<b>T52</b>	Elly	Bauer	<i>Grand County</i>	124	135	<b>259</b>
	Lauren	Crozier	<i>Union</i>	121	138	<b>259</b>
54	Gracie	Keisel	<i>Manti</i>	132	131	<b>263</b>
55	Reese	Nelson	<i>Union</i>	130	145	<b>275</b>
56	Afton	Bodell	<i>Grantsville</i>	137	150	<b>287</b>

# Golf - Girls 4A - Team Scores



Utah Section PGA / UHSAA  
4A Girls High School State Championship  
East Bay Golf Course



May 15-16, 2019

FIRST NAME	LAST NAME	SCHOOL	DAY 1 Individual	DAY 2 Individual	Individual TOTAL	DAY 1 Team	DAY 2 Team	Standing	
Alexis	Wilson	Ridgeline	72	75	147	72	75		1ST PLACE
Mak	Tenhoeve	Ridgeline	83	79	162	83	79		
Sara	Fujimoto	Ridgeline	93	89	182	88	84		
Lucy	Lyons	Ridgeline	100	88	188	93	88		
Alyssa	Buist	Ridgeline	88	84	172				
Eryn	Hendricks	Ridgeline	94	100	194	336	326	662	
Grace	Donahue	Park City	75	75	150	75	75		2ND PLACE
McKenzie	Schow	Park City	84	79	163	84	79		
Josie	Marshall	Park City	85	82	167	85	82		
Livi	Rockwood	Park City	98	101	199	98	97		
Gabby	Rockwood	Park City	100	97	197				
Caroline	Donahue	Park City	109	110	219	342	333	675	
Kellie	Nance	Desert Hills	87	86	173	84	77		3RD PLACE
Abby	Leitze	Desert Hills	84	77	161	87	79		
Robin	Kim	Desert Hills	92	87	179	91	86		
Mayson	Sersansie	Desert Hills	92	94	186	92	87		
Kelsey	Ranson	Desert Hills	91	79	170				
Morgan	Lunceford	Desert Hills	96	113	209	354	329	683	
Maicee	Smuin	Uintah	79	79	158	79	79		4TH PLACE
Meghan	Pierce	Uintah	81	82	163	81	82		
Becca	kelsch	Uintah	94	87	181	94	87		
Karyn	Spier	Uintah	105	96	201	105	96		
Tylar	Lemon	Uintah	107	105	212				
Taylee	Elison	Uintah	118	126	244	359	344	703	
Annabelle	Millard	Dixie	79	73	152	79	73		5TH PLACE
Kinzie	Kelsch	Dixie	89	87	176	89	87		
Gracieanne	Gardner	Dixie	92	92	184	92	92		
Iris	Pead	Dixie	98	98	196	98	98		
Lily	Schneider	Dixie	103	107	210				
Ashton	Watts	Dixie	137	130	267	358	350	708	
Lila	Galea'i	Lehi	70	68	138	70	68		6TH PLACE
Bryn	Anderson	Lehi	93	86	179	93	86		
Brooke	Anderson	Lehi	111	99	210	99	94		
Ella	Benson	Lehi	99	94	193	107	99		
Joscelyn	Miller	Lehi	124	134	258				
Ashley	Beene	Lehi	107	104	211	369	347	716	
Rheagen	Hartfiel	Bear River	82	81	163	82	81		7TH PLACE
Macy	Newman	Bear River	93	95	188	92	95		
Morgan	Rose	Bear River	92	104	196	93	96		
Brook	Stevenson	Bear River	104	96	200	101	104		
Kenzie	Lee	Bear River	109	115	224				
Makensy	Thompson	Bear River	101	121	222	368	376	744	



# Golf - Girls 4A - Team Scores (Cont.)

Emma	Chapman	Cedar	99	90	189	95	90	8TH PLACE
Lily	Barnes	Cedar	95	101	196	97	90	
Ashley	Davis	Cedar	99	90	189	99	92	
Shaylee	Evans	Cedar	97	92	189	99	101	
Marissa	Taylor	Cedar	124	121	245			
Jannice	Johnson	Cedar	116	120	236	390	373	
Mikelle	Burdett	Bonneville	89	99	188	89	90	9TH PLACE
Makayla	Satterlee	Bonneville	98	90	188	97	95	
Cambri	Schmitt	Bonneville	97	108	205	97	99	
Alisa	Atkinson	Bonneville	97	95	192	98	103	
Kate	Umbrell	Bonneville	114	103	217			
Trinity	Gross	Bonneville	111	113	224	381	387	
Michal	Broadhead	Stansbury	96	99	195	95	88	10TH PLACE
Madi	Buckner	Stansbury	95	88	183	95	99	
Megan	Paskvan	Stansbury	95	100	195	96	100	
Shaelyn	Riley	Stansbury	105	105	210	105	105	
Alexis	Autry	Stansbury	109	105	214			
Ryelee	Henseler	Stansbury	131	127	258	391	392	
Shayne	Farnsworth	Juan Diego	96	99	195	95	94	11TH PLACE
Riane	Rendon	Juan Diego	103	106	209	96	99	
Alexis	Jones	Juan Diego	97	114	211	97	106	
Alexus	Winter	Juan Diego	95	94	189	103	114	
Mikayla	Dykman	Juan Diego	120	114	234			
Lauren	Fikar	Juan Diego	120	130	250	391	413	

# Golf - Girls 4A - Individual Scores

## 4A Girls High School State Championship

East Bay Golf Course

May 15-16, 2019

### Individual Results



PLACE	FIRST	LAST	SCHOOL	DAY 1	DAY 2	FINAL
<b>1</b>	<b>Lila</b>	<b>Galea'i</b>	<b>Lehi</b>	<b>70</b>	<b>68</b>	<b>138</b>
<b>2</b>	<b>Alexis</b>	<b>Wilson</b>	<b>Ridgeline</b>	<b>72</b>	<b>75</b>	<b>147</b>
<b>3</b>	<b>Grace</b>	<b>Donahue</b>	<b>Park City</b>	<b>75</b>	<b>75</b>	<b>150</b>
<b>4</b>	<b>Annabelle</b>	<b>Millard</b>	<b>Dixie</b>	<b>79</b>	<b>73</b>	<b>152</b>
<b>5</b>	<b>Bailia</b>	<b>Milne</b>	<b>Pine View</b>	<b>77</b>	<b>79</b>	<b>156</b>
<b>6</b>	<b>Maicee</b>	<b>Smuin</b>	<b>Uintah</b>	<b>79</b>	<b>79</b>	<b>158</b>
<b>7</b>	<b>Abby</b>	<b>Leitze</b>	<b>Desert Hills</b>	<b>84</b>	<b>77</b>	<b>161</b>
<b>8</b>	<b>Mak</b>	<b>Tenhoeve</b>	<b>Ridgeline</b>	<b>83</b>	<b>79</b>	<b>162</b>
<b>T9</b>	<b>McKenzie</b>	<b>Schow</b>	<b>Park City</b>	<b>84</b>	<b>79</b>	<b>163</b>
	<b>Meghan</b>	<b>Pierce</b>	<b>Uintah</b>	<b>81</b>	<b>82</b>	<b>163</b>
	<b>Rheagen</b>	<b>Hartfiel</b>	<b>Bear River</b>	<b>82</b>	<b>81</b>	<b>163</b>
12	Keslee	Sherman	Canyon View	83	83	166
13	Josie	Marshall	Park City	85	82	167
14	Kelsey	Ranson	Desert Hills	91	79	170
15	Alyssa	Buist	Ridgeline	88	84	172
16	Kellie	Nance	Desert Hills	87	86	173
17	Kinzie	Kelsch	Dixie	89	87	176
<b>T19</b>	Robin	Kim	Desert Hills	92	87	179
	Bryn	Anderson	Lehi	93	86	179
20	Becca	kelsch	Uintah	94	87	181
21	Sara	Fujimoto	Ridgeline	93	89	182
22	Madi	Buckner	Stansbury	95	88	183
23	Gracieanne	Gardner	Dixie	92	92	184
24	Mayson	Sersansie	Desert Hills	92	94	186
<b>T25</b>	Lucy	Lyons	Ridgeline	100	88	188
	Macy	Newman	Bear River	93	95	188
	Mikelle	Burdett	Bonneville	89	99	188
	Makayla	Satterlee	Bonneville	98	90	188
<b>T29</b>	Emma	Chapman	Cedar	99	90	189
	Ashley	Davis	Cedar	99	90	189
	Shaylee	Evans	Cedar	97	92	189

# Golf - Girls 4A - Individual Scores (Cont.)

	Alexus	Winter	Juan Diego	95	94	189
33	Alisa	Atkinson	Bonneville	97	95	192
34	Ella	Benson	Lehi	99	94	193
35	Eryn	Hendricks	Ridgeline	94	100	194
T36	Michal	Broadhead	Stansbury	96	99	195
	Megan	Paskvan	Stansbury	95	100	195
	Shayne	Farnsworth	Juan Diego	96	99	195
T39	Iris	Pead	Dixie	98	98	196
	Morgan	Rose	Bear River	92	104	196
	Lily	Barnes	Cedar	95	101	196
42	Gabby	Rockwood	Park City	100	97	197
43	Livi	Rockwood	Park City	98	101	199
44	Brook	Stevenson	Bear River	104	96	200
45	Karyn	Spier	Uintah	105	96	201
46	Cambri	Schmitt	Bonneville	97	108	205
47	Morgan	Lunceford	Desert Hills	96	113	209
48	Riane	Rendon	Juan Diego	103	106	209
T49	Lily	Schneiter	Dixie	103	107	210
	Brooke	Anderson	Lehi	111	99	210
	Shaelyn	Riley	Stansbury	105	105	210
T52	Ashley	Beene	Lehi	107	104	211
	Alexis	Jones	Juan Diego	97	114	211
54	Tylar	Lemon	Uintah	107	105	212
55	Alexis	Autry	Stansbury	109	105	214
56	Kate	Umbrell	Bonneville	114	103	217
57	Caroline	Donahue	Park City	109	110	219
58	Makensy	Thompson	Bear River	101	121	222
T59	Kenzie	Lee	Bear River	109	115	224
	Trinity	Gross	Bonneville	111	113	224
61	Mikayla	Dykman	Juan Diego	120	114	234
62	Jannice	Johnson	Cedar	116	120	236
63	Taylee	Elison	Uintah	118	126	244
64	Marissa	Taylor	Cedar	124	121	245
65	Lauren	Fikar	Juan Diego	120	130	250
T66	Joscelyn	Miller	Lehi	124	134	258
	Ryelee	Henseler	Stansbury	131	127	258
68	Ashton	Watts	Dixie	137	130	267

# Golf - Girls 5A - Team Scores



Utah Section PGA / UHSAA  
5A Girls High School State Championship  
The Ridge Golf Course  
May 7-8, 2019



FIRST NAME	LAST NAME	SCHOOL	DAY 1 Individual	DAY 2 Individual	Individual TOTAL	DAY 1 Team	DAY 2 Team	Standing	
Sunbin	Seo	Timpview	80	72	152	79	72		Champions
Rachel	Lillywhite	Timpview	82	79	161	80	79		
Keilani	Hanamaikai	Timpview	79	83	162	82	83		
Kennedy	Olson	Timpview	87	89	176	87	89		
Macie	Howard	Timpview	91	94	185				
Anna	Fellars	Timpview	97	101	198	328	323	651	
Jamie	Connell	Corner Canyon	77	72	149	77	72		2nd
Savannah	Romney	Corner Canyon	79	79	158	79	79		
Suzie	Taylor	Corner Canyon	84	90	174	84	90		
Anica	Coesens	Corner Canyon	91	91	182	89	91		
Bella	Boman	Corner Canyon	98	97	195				
Ellie	Whitehead	Corner Canyon	89	94	183	329	332	661	
Lori	Hwang	Alta	83	96	179	83	90		3rd
Whitney	Dana	Alta	87	90	177	85	91		
Lisa	Hwang	Alta	90	97	187	87	93		
Parker	Nolan	Alta	85	91	176	90	93		
Dani	Gibson	Alta	98	93	191				
Haylie	Heale	Alta	97	93	190	345	367	712	
Kyla	Hoster	Brighton	81	81	162	77	81		4th
Madison	McQuivey	Brighton	84	89	173	81	89		
Brooke	Kahl	Brighton	77	96	173	84	96		
Brayden	Barlage	Brighton	119	117	236	109	106		
Bailey	Chamberlain	Brighton	109	106	215				
Emma	Summerhays	Brighton	114	109	223	351	372	723	
Claire	Whisenant	Skyline	81	80	161	81	80		5th
Asia	Le	Skyline	91	90	181	91	90		
Denali	Zebelean	Skyline	104	103	207	93	101		
Gwen	Poelman	Skyline	93	101	194	97	103		
Skylee	Child	Skyline	105	106	211				
Avery	Neville	Skyline	97	104	201	362	374	736	
Whitney	Banz	West	73	76	149	73	76		6th
CC	Banz	West	100	102	202	90	95		
Elly	Poppe	West	90	95	185	100	102		
Avelyn	Kulsompho	West	110	WD	110	102	107		
Sadie	Gray	West	102	107	209				
Sara	Radmall	West	128	116	244	365	380	745	
Vanna	Einerson	Bountiful	77	74	151	77	74		7th
Hallie	Smith	Bountiful	95	103	198	95	102		
Kaitlyn	Miner	Bountiful	95	102	197	95	103		
Kylie	Ohlson	Bountiful	105	106	211	101	106		
Hailey	Harrison	Bountiful	101	119	220				
Haylee	Garrido	Bountiful	103	111	214	368	385	753	
Draygen	Taylor	Box Elder	84	87	171	84	87		781
Krista	Glauser	Box Elder	109	103	212	98	100		
Tori	Bowers	Box Elder	110	105	215	99	101		
Abi	Mason	Box Elder	98	100	198	109	103		
Leia	Isaacson	Box Elder	99	104	203				
Ashlyn	Craynor	Box Elder	109	101	210	390	391	781	
Kate	Christensen	East	83	86	169	83	86		800
Abi	Black	East	95	106	201	95	106		
Grace	Mumford	East	102	116	218	102	112		
Rachel	Moore	East	114	114	228	103	113		
Ilyssa	Lee	East	103	113	216				
Sophie	Reed	East	127	112	239	383	417	800	
Maddie	Mossman	Olympus	88	95	183	88	95		806
Abi	Milner	Olympus	92	95	187	92	95		
Lily	Ostergar	Olympus	110	119	229	103	105		
Kayla	Long	Olympus	103	105	208	110	118		
Mia	McNeil	Olympus	110	118	228				
Maya	Connolly	Olympus	111	119	230	393	413	806	
Individuals									
Rosie	Oetli	Cottonwood	84	87	171				





# Golf - Girls 5A - Individual Scores

## 5A Girls High School State Championship




The Ridge Golf Course



May 7-8, 2019

### Individual Results

PLACE	FIRST	LAST	SCHOOL	DAY 1	DAY 2	FINAL
Medalist	Jamie	Connell	Corner Canyon	77	72	149
2nd	Whitney	Banz	West	73	76	149
3rd	Vanna	Einerson	Bountiful	77	74	151
4th	Sunbin	Seo	Timpview	80	72	152
5th	Savannah	Romney	Corner Canyon	79	79	158
T6th	Rachel	Lillywhite	Timpview	82	79	161
T6th	Claire	Whisenant	Skyline	81	80	161
T8th	Keilani	Hanamaikai	Timpview	79	83	162
T8th	Kyla	Hoster	Brighton	81	81	162
10th	Kate	Christensen	East	83	86	169
	Draygen	Taylor	Box Elder	84	87	171
	Rosie	Oetli	Cottonwood	84	87	171
	Madison	McQuivey	Brighton	84	89	173
	Brooke	Kahl	Brighton	77	96	173
	Suzie	Taylor	Corner Canyon	84	90	174
	Kennedy	Olson	Timpview	87	89	176
	Parker	Nolan	Alta	85	91	176
	Whitney	Dana	Alta	87	90	177
	Lori	Hwang	Alta	83	96	179
	Asia	Le	Skyline	91	90	181
	Anica	Coesens	Corner Canyon	91	91	182
	Ellie	Whitehead	Corner Canyon	89	94	183
	Maddie	Mossman	Olympus	88	95	183
	Macie	Howard	Timpview	91	94	185
	Elly	Poppe	West	90	95	185
	Lisa	Hwang	Alta	90	97	187
	Abi	Milner	Olympus	92	95	187
	Haylie	Heale	Alta	97	93	190
	Dani	Gibson	Alta	98	93	191
	Gwen	Poelman	Skyline	93	101	194
	Bella	Boman	Corner Canyon	98	97	195
	Kaitlyn	Miner	Bountiful	95	102	197
	Anna	Fellars	Timpview	97	101	198
	Hallie	Smith	Bountiful	95	103	198
	Abi	Mason	Box Elder	98	100	198
	Avery	Neville	Skyline	97	104	201
	Abi	Black	East	95	106	201
	CC	Banz	West	100	102	202
	Leia	Isaacson	Box Elder	99	104	203
	Denali	Zebelean	Skyline	104	103	207
	Kayla	Long	Olympus	103	105	208



# Golf - Girls 6A - Team Scores



Utah Section PGA / UHSAA  
6A Girls High School State Championship  
TalonsCove Golf Course



May 13-14, 2019

FIRST NAME	LAST NAME	SCHOOL	DAY 1	DAY 2	Individual TOTAL	DAY 1	DAY 2	total	
			Individual	Individual		Team	Team		
Berlin	Long	Lone Peak	75	71	146	74	68		champions
Abbey	Porter	Lone Peak	75	68	143	75	71		
Lauren	Taylor	Lone Peak	74	74	148	75	74		
Ashley	Higbee	Lone Peak	84	89	173	84	83		
Miranda	Schulties	Lone Peak	86	89	175				
Maybel	Harris	Lone Peak	89	83	172	308	296	604	
Caylyn	Ponich	Davis	78	70	148	75	70		2nd
Brooklyn	Halliday	Davis	82	83	165	78	77		
Katelyn	Day	Davis	75	85	160	82	82		
Victoria	Castro	Davis	90	82	172	83	83		
Jenny	Ensign	Davis	91	88	179				
Aubree	Johnson	Davis	83	77	160	318	312	630	
Millie	Terrion	Herriman	79	76	155	79	72		3rd
Kennedy	McNeel	Herriman	83	72	155	83	75		
Haylee	Holmes	Herriman	89	75	164	85	76		
Tayia	Hadley	Herriman	85	86	171	89	86		
Maddi	Edgington	Herriman	109	105	214				
Lauren	Freston	Herriman	142	123	265	336	309	645	
Tess	Blair	Bingham	72	65	137	65	65		675
Carissa	Graft	Bingham	65	66	131	72	66		
Mckayla	VanderKooi	Bingham	91	89	180	91	89		
Hannah	Jorgensen	Bingham	118	110	228	117	110		
Kaleah	Walker	Bingham	124	119	243				
Alanna	Beagley	Bingham	117	110	227	345	330	675	
Tate	Tomlinson	Pleasant Grove	89	82	171	85	82		709
Tori	Dudley	Pleasant Grove	85	86	171	89	86		
Tia	Dudley	Pleasant Grove	91	89	180	91	89		
Maleah	Johnson	Pleasant Grove	93	94	187	93	94		
Eva	Ongoogotau	Pleasant Grove	97	95	192				
Rylee	Mendoza	Pleasant Grove	113	99	212	358	351	709	
Hallie	Parkin	Riverton	74	72	146	74	72		711
Jane	Olson	Riverton	88	88	176	88	88		
Kaylee	Robison	Riverton	103	93	196	98	93		
Cambree	Crowther	Riverton	106	108	214	103	95		
Jaycee	Woodbury	Riverton	104	107	211				
Niki	Nordhoff	Riverton	98	95	193	363	348	711	
Abbi	Cowan	Northridge	79	76	155	79	76		712
Shelby	Vanausdal	Northridge	96	86	182	94	86		
Brooklyn	Braegger	Northridge	94	91	185	96	91		
Brenna	Baham	Northridge	99	91	190	99	91		
Kaitlyn	Murphy	Northridge	100	100	200				
Kyra	Bauer	Northridge	112	100	212	368	344	712	
Alina	Vannarath	Westlake	69	72	141	69	72		729
Cassidy	Denning	Westlake	80	83	163	80	83		
Kayla	Underhill	Westlake	106	104	210	97	104		
Maddie	Baker	Westlake	97	135	232	106	118		
Hayley	Monson	Westlake	129	133	262				
Raegan	Swensen	Westlake	108	118	226	352	377	729	
Megan	Combes	Copper Hills	94	92	186	87	85		735
Lynsie	Roberts	Copper Hills	87	85	172	93	92		
Sophia	Pullan	Copper Hills	95	92	187	94	92		
Maddison	Wood	Copper Hills	115	99	214	95	97		
Mikayla	Ipsen	Copper Hills	93	97	190				
Kalena	Vea	Copper Hills	98	97	195	369	366	735	
Alicia	Littlefield	Weber	88	95	183	88	88		736
Navy	Wood	Weber	96	99	195	88	92		
M'Lanee	Irick	Weber	98	88	186	92	95		
Paige	Aardema	Weber	97	92	189	96	97		
Sarah	Martin	Weber	92	104	196				
McKenly	Day	Weber	88	97	185	364	372	736	
Libby	Ward	Syracuse	82	81	163				
Brynley	Thompson	American Fork	80	78	158				

# Golf - Girls 6A - Individual Scores



## 6A Girls High School State Championship

TalonsCove Golf Course

May 13-14, 2019

### Individual Results



PLACE FIRST LAST SCHOOL DAY 1 DAY 2 FINAL

Medalist	Carissa	Graft	Bingham	65	66	131
2nd	Tess	Blair	Bingham	72	65	137
3rd	Alina	Vannarath	Westlake	69	72	141
4th	Abbey	Porter	Lone Peak	75	68	143
T5th	Berlin	Long	Lone Peak	75	71	146
T5th	Hallie	Parkin	Riverton	74	72	146
T7th	Lauren	Taylor	Lone Peak	74	74	148
T7th	Caylyn	Ponich	Davis	78	70	148
T9th	Millie	Terrion	Herriman	79	76	155
T9th	Kennedy	McNeel	Herriman	83	72	155
T9th	Abbi	Cowan	Northridge	79	76	155
	Brynley	Thompson	American Fork	80	78	158
	Katelyn	Day	Davis	75	85	160
	Aubree	Johnson	Davis	83	77	160
	Cassidy	Denning	Westlake	80	83	163
	Libby	Ward	Syracuse	82	81	163
	Haylee	Holmes	Herriman	89	75	164
	Brooklyn	Halliday	Davis	82	83	165
	Tayia	Hadley	Herriman	85	86	171
	Tate	Tomlinson	Pleasant Grove	89	82	171
	Tori	Dudley	Pleasant Grove	85	86	171
	Maybel	Harris	Lone Peak	89	83	172
	Victoria	Castro	Davis	90	82	172
	Lynsie	Roberts	Copper Hills	87	85	172
	Ashley	Higbee	Lone Peak	84	89	173
	Miranda	Schulties	Lone Peak	86	89	175
	Jane	Olson	Riverton	88	88	176
	Jenny	Ensign	Davis	91	88	179
	Mckayla	VanderKooi	Bingham	91	89	180
	Tia	Dudley	Pleasant Grove	91	89	180
	Shelby	Vanausdal	Northridge	96	86	182
	Alicia	Littlefield	Weber	88	95	183
	Brooklyn	Braegger	Northridge	94	91	185



# Golf - Girls 6A - Individual Scores (Cont.)

	McKenly	Day	Weber	88	97	185
	Megan	Combes	Copper Hills	94	92	186
	M'Lanee	Irick	Weber	98	88	186
	Maleah	Johnson	Pleasant Grove	93	94	187
	Sophia	Pullan	Copper Hills	95	92	187
	Paige	Aardema	Weber	97	92	189
	Brenna	Baham	Northridge	99	91	190
	Mikayla	Ipsen	Copper Hills	93	97	190
	Eva	Ongoongota	Pleasant Grove	97	95	192
	Niki	Nordhoff	Riverton	98	95	193
	Kalena	Veal	Copper Hills	98	97	195
	Navy	Wood	Weber	96	99	195
	Kaylee	Robison	Riverton	103	93	196
	Sarah	Martin	Weber	92	104	196
	Kaitlyn	Murphy	Northridge	100	100	200
	Kayla	Underhill	Westlake	106	104	210
	Jaycee	Woodbury	Riverton	104	107	211
	Rylee	Mendoza	Pleasant Grove	113	99	212
	Kyra	Bauer	Northridge	112	100	212
	Maddi	Edgington	Herriman	109	105	214
	Cambree	Crowther	Riverton	106	108	214
	Maddison	Wood	Copper Hills	115	99	214
	Raegan	Swensen	Westlake	108	118	226
	Alanna	Beagley	Bingham	117	110	227
	Hannah	Jorgensen	Bingham	118	110	228
	Maddie	Baker	Westlake	97	135	232
	Kaleah	Walker	Bingham	124	119	243
	Hayley	Monson	Westlake	129	133	262
	Lauren	Freston	Herriman	142	123	265



# Soccer - Boys 2A

## 2019 UHSAA Boys Soccer Championships - 2A

**Location** Various Cities, UT

**Tournament Notes** First round & quarterfinals times may be adjusted if both schools agree, but the day may not be changed.

Higher seeded team is designated home team. In the event of a tie in seeding, the team listed on the top line of the bracket shall be the designated home team.

**Bracket Notes** First Round and Quarterfinal games at Home Sites.

Semifinals at Juan Diego High School, 300 East 11800 South, Draper, Utah 84020

Finals at Rio Tinto Stadium, 9256 S. State St., Sandy, Utah

Watch 2A Semifinals and Finals Live



All scores and statistics are provided by MaxPreps.com

# Soccer - Boys 3A

## 2019 UHSAA Boys Soccer Championships - 3A

**Location** Various Cities, UT

**Tournament Notes** First round & quarterfinals times may be adjusted if both schools agree, but the day may not be changed.

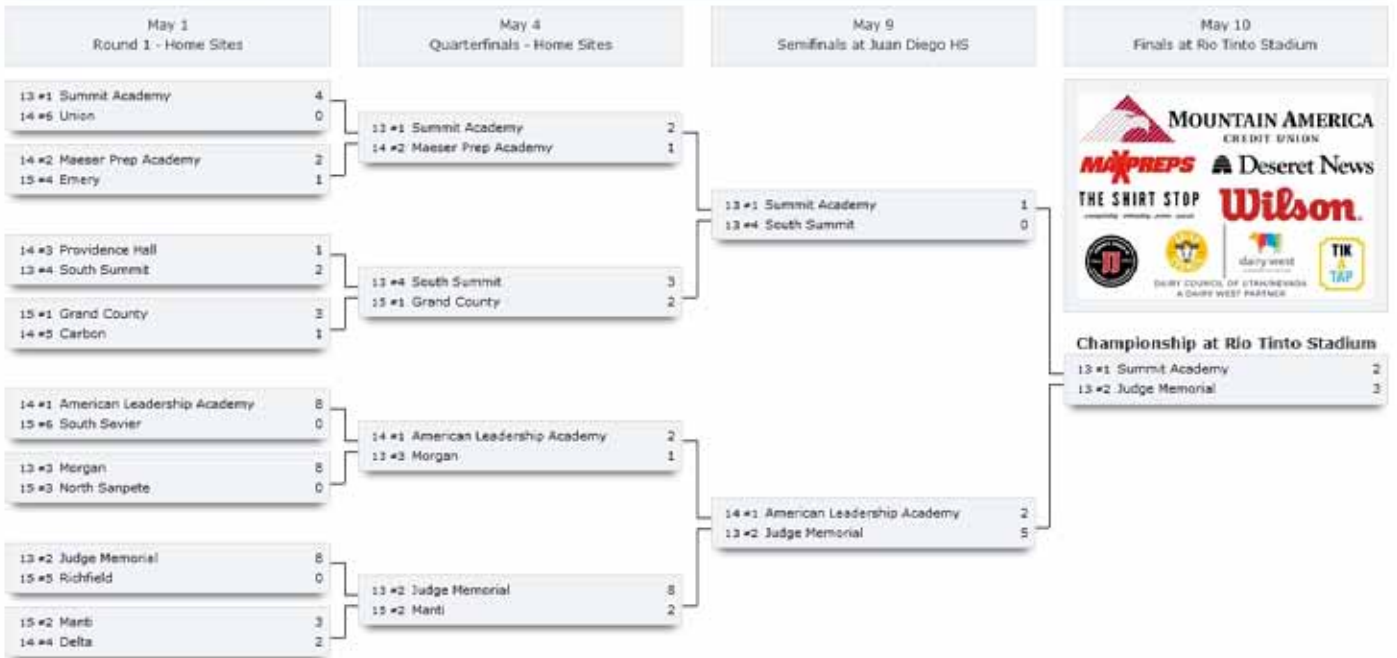
Higher seeded team is designated home team. In the event of a tie in seeding, the team listed on the top line of the bracket shall be the designated home team.

**Bracket Notes** First Round & Quarterfinal games at Home Sites.

Semifinals at Juan Diego High School, 300 East 11800 South, Draper, Utah 84020

Finals at Rio Tinto Stadium, 9256 S. State St., Sandy, Utah

[Watch 3A Semifinals and Finals Live](#)



All scores and statistics are provided by MaxPreps.com

# Soccer - Boys 4A

## 2019 UHSAA Boys Soccer Championships - 4A

**Location** Various Cities, UT

**Tournament Notes** First round & quarterfinals times may be adjusted if both schools agree, but the day may not be changed.

Higher seeded team is designated home team. In the event of a tie in seeding, the team listed on the top line of the bracket shall be the designated home team.

**Bracket Notes** First Round & Quarterfinal games at Home Sites.

Semifinals at TBD

Finals at Rio Tinto Stadium, 9256 S. State St., Sandy, Utah

Watch 4A Semifinals and Finals Live



All scores and statistics are provided by MaxPreps.com

# Soccer - Boys 5A

## 2019 UHSAA Boys Soccer Championships - 5A

**Location** Various Cities, UT

**Tournament Notes** First round & quarterfinals times may be adjusted if both schools agree, but the day may not be changed.

Higher seeded team is designated home team. In the event of a tie in seeding, the team listed on the top line of the bracket shall be the designated home team.

**Bracket Notes** First Round & Quarterfinal games at Home Sites.

Semifinals at Juan Diego HS - 300 E. 11800 S., Draper

Finals at Rio Tinto Stadium - 9256 S. State St., Sandy

Watch 5A Semifinals and Finals Live



All scores and statistics are provided by MaxPreps.com



# Soccer - Boys 6A

## 2019 UHSAA Boys Soccer Championships - 6A

**Location** Various Cities, UT

**Tournament Notes** First round & quarterfinals times may be adjusted if both schools agree, but the day may not be changed.

Higher seeded team is designated home team. In the event of a tie in seeding, the team listed on the top line of the bracket shall be the designated home team.

**Bracket Notes** First Round & Quarterfinal games at Home Sites.

Semifinals at Juan Diego HS - 300 E. 11800 S., Draper

Finals at Rio Tinto Stadium - 9256 S. State St., Sandy



All scores and statistics are provided by MaxPreps.com

# Soccer - Girls 2A

## 2018 UHSAA Girls Soccer Championships - 2A

**Location** Various Cities, UT

**Tournament Notes** First round and quarterfinal games will be played at home sites of the higher seeded team. For the Semifinals and Finals, the higher seeded team will be the designated home team. In the event of a tie in seeding, the team on top in the bracket will be the home team.


**Bracket Notes** Quarterfinal game times may be adjusted if both schools agree, but the day may not be changed.

Semifinals at: Jordan High School, 95 Beetdigger Blvd., Sandy, Utah


Finals at: Rio Tinto Stadium, 9256 S. State Street, Sandy, Utah

North - Draper APA, North Summit, Rowland Hall, St. Joseph, UMA Hill Field, Waterford

South - Beaver, Gunnison Valley, Millard, Parowan



### Play-in Games



**MOUNTAIN AMERICA**  
CREDIT UNION

**MAXPREPS** **Deseret News**

**THE SHIRT STOP** **Wilson.**

**dairy west** **TIK A TAP**

All scores and statistics provided by UHSAA/UTAH/NEVADA & DRINK BEET BARTER

# Soccer - Girls 3A

## 2018 UHSAA Girls Soccer Championships - 3A

**Location** Various Cities, UT

**Tournament Notes** First round and quarterfinal games will be played at home sites of the higher seeded team. For the Semifinals and Finals, the higher seeded team will be the designated home team. In the event of a tie in seeding, the team on top in the bracket will be the home team.

**Bracket Notes** First round and quarterfinal game times may be adjusted if both schools agree, but the day may not be changed. In the event of a tie in seeding, the team on top in the bracket shall be the home team.

Semifinals at: Juan Diego High School, 300 E. 11800 S., Draper, Utah

Finals at: Rio Tinto Stadium, 9256 S. State Street, Sandy, Utah



All scores and statistics are provided by MaxPreps.com

# Soccer - Girls 4A

## 2018 UHSAA Girls Soccer Championships - 4A

**Location** Various Cities, UT

**Tournament Notes** First round and quarterfinal games will be played at home sites of the higher seeded team. For the Semifinals and Finals, the higher seeded team will be the designated home team. In the event of a tie in seeding, the team on top in the bracket will be the home team.

**Bracket Notes** First round and quarterfinal game times may be adjusted if both schools agree, but the day may not be changed. In the event of a tie in seeding, the team on top in the bracket shall be the home team.

Semifinals at: Jordan High School, 95 Beedigger Blvd., Sandy, Utah

Finals at: Rio Tinto Stadium, 9256 S. State Street, Sandy, Utah



All scores and statistics are provided by MaxPreps.com

# Soccer - Girls 5A

## 2018 UHSAA Girls Soccer Championships - 5A

**Location** Various Cities, UT

**Tournament Notes** First round and quarterfinal games will be played at home sites of the higher seeded team. For the Semifinals and Finals, the higher seeded team will be the designated home team. In the event of a tie in seeding, the team on top in the bracket will be the home team.

**Bracket Notes** First round and quarterfinal game times may be adjusted if both schools agree, but the day may not be changed. In the event of a tie in seeding, the team on top in the bracket shall be the home team.



All scores and statistics are provided by MaxPreps.com

# Soccer - Girls 6A

## 2018 UHSAA Girls Soccer Championships - 6A

**Location** Various Cities, UT

**Tournament Notes** First round and quarterfinal games will be played at home sites of the higher seeded team. For the Semifinals and Finals, the higher seeded team will be the designated home team. In the event of a tie in seeding, the team on top in the bracket will be the home team.

**Bracket Notes** First round and quarterfinal game times may be adjusted if both schools agree, but the day may not be changed. In the event of a tie in seeding, the team on top in the bracket shall be the home team.



### Play-in Games

Weber	2	Bingham	0
Northridge	3	Westlake	4

All scores and statistics are provided by MaxPreps.com



# Softball - 3A

## 2019 UHSAA/Mountain America Credit Union 3A State Softball Championships

May 4th at Region Pod Sites • May 9-11 at Spanish Fork Softball Complex

Saturday, May 4  
Games 1-8, 16-19

Friday, May 10  
Games 9-15, 20-28

Saturday, May 11th  
Game 29, 30 & 31

Quarterfinals

Semifinals

Finals

13 #1	Grantsville	*	19
14 #6	Providence Hall		1

Game 1 11:00am F1

14 #2	Juab	*	15
15 #4	Emery		5

Game 2 1:15pm F1

14 #3	Carbon	*	12
13 #4	South Summit		2

Game 3 11:00am F2

15 #1	Manti	*	14
14 #5	Am. Leadership		0

Game 4 1:15pm F2

14 #1	Union	*	8
15 #6	Richfield		0

Game 5 11:00am F3

13 #3	Summit Academy	*	0
15 #3	North Sanpete		20

Game 6 1:15pm F3

13 #2	Morgan	*	3
15 #5	South Sevier		8

Game 7 11:00am F4

15 #2	Grand County	*	12
14 #4	Delta		0

Game 8 1:15pm F4

Grantsville	10
Juab	0

Game 9 11:00am F1

Grantsville	6
Manti	7

Game 13 3:00pm F1

Carbon	2
Manti	12

Game 10 11:00am F2

Manti	9
North Sanpete	8

Game 15 5:00pm F1

Union	3
North Sanpete	4

Game 11 11:00am F3

North Sanpete	9
Grand County	5

Game 14 3:00pm F2

South Sevier	4
Grand County	7

Game 12 11:00am F4

North Sanpete	2
Grantsville	6

Game 29 12:00pm F4

**Grantsville**  
**3A State Champion**

	30	31
Manti	1	2
Grantsville	11	12


Game 30 2:00pm F1

Game 31, If necessary, will be played at 4:00pm

		F1			F3
Pr. Hall	2	So. Sevier	2	Grantsville	2
Emery	17	Emery	6	Union	1
Game 16 3:30pm		Game 20 1:00pm		Game 26 5:00pm	
		F2			F4
So. Summit	2	Union	11	Grantsville	2
ALA	5	ALA	6	Grand Cty	1
Game 17 3:30pm		Game 21 1:00pm		Game 28 10:00am	
		F3			F4
Richfield	6	Carbon	5	Grand Cty	11
Summit Ac.	2	Richfield	1	Carbon	10
Game 18 3:30pm		Game 22 1:00pm		Game 27 5:00pm	
		F4			
Morgan	5	Juab	19	Juab	10
Delta	0	Morgan	6		
Game 19 3:30pm		Game 23 1:00pm			

\* Indicates home team

~ In case of inclement weather, games will be played in the order they appear on the bracket.



**MOUNTAIN AMERICA**  
CREDIT UNION



Home teams are pre-determined, by seed, for games 1-12 & 16-19. For games 13-14 & games 20-23 the home team is pre-determined. After that, the team that has been home team the least during the tournament, beginning with the team's third game, will be the home team. A coin toss will determine home team if both teams have been the home team an equal number of times (games 15, 24-30).





# Softball - 4A

## 2019 UHSAA/Mountain America Credit Union 4A State Softball Championships

May 11th at Region Pod Sites • May 16 - 18 at Spanish Fork Complex

Saturday, May 11th  
Region Pod Sites  
Games 1-8

Saturday, May 11th  
Region Pod Sites  
Games 9-12, 16-19

Thursday, May 16th  
Spanish Fork  
Games 13-14, 20-25

Friday, May 17th  
Spanish Fork  
Games 15, 26-28

Saturday, May 18th  
Spanish Fork  
Game 29, 30 & 31

Quarterfinals

Semifinals

Finals

12 #2	<b>Mountain Crest</b> *	4
10 #3	<b>Lehi</b>	2

Game 1 10:00am

9 #1	<b>Cedar City</b> *	15
11 #4	<b>Park City</b>	0

Game 2 12:00pm

11 #1	<b>Tooele</b> *	6
9 #4	<b>Desert Hills</b>	0

Game 3 10:00am

10 #2	<b>Spanish Fork</b> *	7
12 #3	<b>Ridgeline</b>	0

Game 4 12:00pm

9 #2	<b>Canyon View</b> *	12
11 #3	<b>Stansbury</b>	5

Game 5 10:00am

12 #1	<b>Bear River</b> *	10
10 #4	<b>Payson</b>	0

Game 6 12:00pm

10 #1	<b>Uintah</b> *	6
12 #4	<b>Logan</b>	8

Game 7 10:00am

11 #2	<b>Bonneville</b> *	2
9 #3	<b>Snow Canyon</b>	17

Game 8 12:00pm

<b>Mountain Crest</b>	2
<b>Cedar City</b>	14

Game 9 4:00pm

<b>Tooele</b>	4
<b>Spanish Fork</b>	0

Game 10 4:00pm

<b>Canyon View</b>	2
<b>Bear River</b>	10

Game 11 4:00pm

<b>Logan</b>	3
<b>Snow Canyon</b>	9

Game 12 4:00pm

<b>Cedar City</b>	0
<b>Tooele</b>	10

Game 13 3:30pm F1

<b>Bear River</b>	11
<b>Snow Canyon</b>	1

Game 14 3:30pm F2

<b>Tooele</b>	1
<b>Bear River</b>	0

Game 15 12:00pm F1

<b>Bear River</b>	6
<b>Spanish Fork</b>	8

Game 29 10:00am F1



**Tooele**  
**4A State Champion**

	30	31
<b>Tooele</b>	3	x
<b>Spanish Fork</b>	1	x

Game 30 12:30pm F1

Game 31, If necessary, will be played at 3:00pm

<b>Lehi</b> 13	<b>Logan</b> 1	<b>Cedar City</b> 3
<b>Park City</b> 3	<b>Lehi</b> 0	<b>Ridgeline</b> 5
Game 16 2:00pm	Game 20 1:30pm	Game 26 10:00am
<b>Desert Hills</b> 3	<b>Canyon View</b> 1	<b>Ridgeline</b> 1
<b>Ridgeline</b> 6	<b>Ridgeline</b> 5	<b>Sp. Fork</b> 5
Game 17 2:00pm	Game 21 1:30pm	Game 24 3:30pm
<b>Stansbury</b> 6	<b>Sp. Fork</b> 1	<b>Snow Can.</b> 3
<b>Payson</b> 9	<b>Payson</b> 0	<b>Sp. Fork</b> 10
Game 18 2:00pm	Game 22 1:30pm	Game 27 10:00am
<b>Uintah</b> 14	<b>Mt. Crest</b> 8	<b>Mt. Crest</b> 4
<b>Bonneville</b> 4	<b>Uintah</b> 5	Game 25 3:30pm
Game 19 2:00pm	Game 23 1:30pm	

**\* Indicates home team**

~ In case of inclement weather, games will be played in the order they appear on the bracket.



Home teams are pre-determined, by seed, for games 1-12 & 16-19. For games 13-14 & games 20-23 the home team is pre-determined. After that, the team that has been home team the least during the tournament, beginning with the team's third game, will be the home team. A coin toss will determine home team if both teams have been the home team an equal number of times (games 15, 24-30).





# Swimming - 3A

BYU Swimming

HY-TEK's MEET MANAGER 7.0 - 8:23 PM 2/7/2019 Page 37

## 3A Utah State Swimming Championships - 2/7/2019

### Utah High School Swimming Championships

3A

#### Results

#### Scores - Women

##### Women - Team Rankings - Through Event 22

1. Carbon High School	267	2. Rowland Hall High School	266
3. Judge Memorial High School	257	4. Emery High School	234
5. Richfield High School	199	6. Morgan High School	113
7. Summit Academy High School	112	8. North Summit High School	102
9. Grantsville High School	86	10. Maeser Prep High School	85
11. South Summit High School	82	12. Millard High School	77
13. American Leadership Academy	70	14. Union High School	57
15. Wasatch Academy High School	41	16. Beaver High School	40
17. North Sanpete High School	26	18. Grand County High School	20
19. Saint Joseph High School	12	20. Gunnison Valley High School	8
21. Delta High School	2		

#### Scores - Men

##### Men - Team Rankings - Through Event 22

1. Grand County High School	220	2. Emery High School	212
3. Millard High School	189	4. Grantsville High School	181
5. Telos Academy High School	175	6. Judge Memorial High School	153
7. Union High School	139	8. South Summit High School	132
9. Wasatch Academy High School	111	10. North Summit High School	101
11. Rowland Hall High School	90	12. Richfield High School	83
13. Delta High School	80	14. Carbon High School	69
15. Morgan High School	66	16. American Leadership Academy	62
17. North Sanpete High School	39	18. Gunnison Valley High School	33
19. North Sevier High School	10	20. South Sevier High School	9
21. Maeser Prep High School	8	22. Saint Joseph High School	2

# Swimming - 4A

BYU Swimming

HY-TEK's MEET MANAGER 7.0 - 11:37 AM 2/9/2019 Page 50

## 4A Utah State Swimming Championships - 2/8/2019 to 2/9/2019

### Results

#### Scores - Women

##### Women - Team Rankings - Through Event 22

1. Desert Hills High School	363.5	2. Park City High School	317
3. Snow Canyon High School	184	4. Green Canyon High School	144
5. Orem High School	138	6. Ridgeline High School	131
7. Lehi High School	120	8. Sky View High School	110
9. Cedar City High School	105	10. Juan Diego Catholic High Schoo	89
11. Dixie High School	65	12. Tooele High School	64
13. PineView High School	58	14. Canyon View High School	56.5
15. Uintah High School	51	16. Mountain Crest High School	39
17. Stansbury High School	37	18. Salem Hills High School	26
19. Payson High School	17	20. Hurricane High School	14
21. Spanish Fork High School	13	22. Bear River High School	8
22. Mountain View High School	8	24. Bonneville High School	6
25. Logan High School	4		

#### Scores - Men

##### Men - Team Rankings - Through Event 22

1. Desert Hills High School	320	2. Cedar City High School	202
3. Sky View High School	199	4. Juan Diego Catholic High Schoo	165
5. Spanish Fork High School	157	6. Lehi High School	154
7. Mountain Crest High School	122.5	8. Snow Canyon High School	118
9. Mountain View High School	114.5	10. Park City High School	86
11. Uintah High School	85	12. Hurricane High School	71
13. Canyon View High School	65	14. Green Canyon High School	63
15. Salem Hills High School	62	16. Payson High School	57
17. Tooele High School	40.5	18. Dixie High School	26
19. Orem High School	19.5	20. Ridgeline High School	19
21. Bonneville High School	8	22. Bear River High School	7
22. Stansbury High School	7		

# Swimming - 5A

BYU Swimming

HY-TEK's MEET MANAGER 7.0 - 10:17 PM 2/9/2019 Page 69

## 5A Utah State Swimming Championships - 2/8/2019 to 2/9/2019

### Results

#### Scores - Women

##### Women - Team Rankings - Through Event 99

1. Wasatch High School	254	2. Timpview High School	252
3. Skyline High School	212	4. Cottonwood High School	205
5. Olympus High School	186	6. Bountiful High School	158
7. Brighton High School	154	8. West High School	110
9. Maple Mountain High School	104	10. East High School	96
11. Skyridge High School	86	12. Woods Cross High School	85
13. Corner Canyon High School	73	14. Highland High School	62
15. Springville High School	44	16. Alta High School	26
17. Provo High School	22	18. Box Elder High School	16
19. Jordan High School	11	20. Murray High School	2
20. Viewmont High School	2		

#### Scores - Men

##### Men - Team Rankings - Through Event 99

1. Brighton High School	310	2. Cottonwood High School	293
3. Skyline High School	239	4. Olympus High School	173
5. Timpview High School	151.5	6. Wasatch High School	149
7. Springville High School	138	8. Box Elder High School	113
9. Skyridge High School	94	10. West High School	87
11. Highland High School	79	12. Murray High School	68
13. Viewmont High School	60	14. Corner Canyon High School	58
15. Bountiful High School	45	16. Jordan High School	29
17. Provo High School	28.5	18. Alta High School	22
19. Maple Mountain High School	9	20. East High School	8
20. Roy High School	8		

# Swimming - 6A

BYU Swimming

HY-TEK's MEET MANAGER 7.0 - 10:13 PM 2/9/2019 Page 69

## 6A Utah State Swimming Championships - 2/8/2019 to 2/9/2019

### Results

#### Scores - Women

##### Women - Team Rankings - Through Event 22

1. American Fork High School	376	2. Lone Peak High School	276.5
3. Syracuse High School	192	4. Kearns High School	176
5. Copper Hills High School	151	6. Davis High School	134.5
7. Riverton High School	128	8. Herriman High School	122
9. Weber High School	110	10. Bingham High School	90
11. Hillcrest High High School	79	12. Westlake High School	65
13. Cyprus High School	53	14. Pleasant Grove High School	46
15. Clearfield High School	39	16. Northridge High School	35
17. Layton High School	32	18. Taylorsville High School	18
19. Fremont High School	8		

#### Scores - Men

##### Men - Team Rankings - Through Event 22

1. Lone Peak High School	326	2. American Fork High School	204
3. Weber High School	176	4. Westlake High School	171
5. Davis High School	169	6. Syracuse High School	168
7. Pleasant Grove High School	144	7. Kearns High School	144
9. Hillcrest High High School	124	10. Herriman High School	97
11. Layton High School	96	12. Riverton High School	95
13. Fremont High School	67	14. Hunter High School	57
15. Cyprus High School	54	16. Bingham High School	35
17. Copper Hills High School	16	18. Taylorsville High School	8

# Tennis - Boys 3A



## 2019 3A Boys Tennis Championships Team Scores

School	Total	1st Singles				2nd Singles				3rd Singles				1st Doubles				2nd Doubles			
		Rd 1	Rd 2	Semis	Finals	Rd 1	Rd 2	Semis	Finals	Rd 1	Rd 2	Semis	Finals	Rd 1	Rd 2	Semis	Finals	Rd 1	Rd 2	Semis	Finals
Waterford	28	1	1	2		1	1	2	2	1	1	2	2	1	1	2	2	1	1	2	2
Manti	13	1				1	1	2		1	1			1	1			1	1	2	
Grantsville	10	1	1			1	1			1	1	2						1	1		
Rowland Hall	9	1	1			1				1				1	1	2		1			
Judge Memorial	7	1	1	2	2					1											
Richfield	7	1				1	1			1	1			1	1						
Morgan	5					1				1				1				1	1		
North Sanpete	4	1				1				1				1							
Union	3	1												1				1			
Delta	1																	1			
Grand County	1													1							
South Sevier	1																	1			
Wasatch Academy	1					1															
Carbon																					
Draper APA																					
Gunnison Valley																					
Juab																					
Layton Christian Academy																					
Maeser Prep																					
Providence Hall																					
Saint Joseph																					



# Tennis - Boys 4A



## 2019 4A Boys Tennis Championships Team Scores

School	Total	1st Singles				2nd Singles				3rd Singles				1st Doubles				2nd Doubles			
		Rd 1	Rd 2	Semis	Finals	Rd 1	Rd 2	Semis	Finals	Rd 1	Rd 2	Semis	Finals	Rd 1	Rd 2	Semis	Finals	Rd 1	Rd 2	Semis	Finals
Park City	19	1	1	2	2	1	1	2		1	1	2	2	1	1			1			
Bonneville	17	1				1	1	2	2	1	1	2		1	1			1	1	2	
Pine View	12													1	1	2	2	1	1	2	2
Desert Hills	9	1	1							1				1	1	2		1	1		
Green Canyon	5	1	1	2										1							
Logan	5					1	1			1								1	1		
Dixie	4	1	1			1								1							
Orem	4					1				1				1				1			
Salem Hills	4	1				1	1			1											
Ridgeline	3									1	1							1			
Snow Canyon	3	1								1	1										
Hurricane	1																	1			
Juan Diego	1	1																			
Lehi	1													1							
Payson	1					1															
Stansbury	1					1															
Bear River																					
Ben Lomond																					
Canyon View																					
Mountain Crest																					
Sky View																					

# Tennis - Boys 5A



## 2019 5A Boys Tennis Championships Team Scores

School	Total	1st Singles				2nd Singles				3rd Singles				1st Doubles				2nd Doubles			
		Rd 1	Rd 2	Semis	Finals	Rd 1	Rd 2	Semis	Finals	Rd 1	Rd 2	Semis	Finals	Rd 1	Rd 2	Semis	Finals	Rd 1	Rd 2	Semis	Finals
Skyline	20					1	1	2	2	1	1	2	2	1	1	2	2	1	1		
Brighton	19	1	1	2	2	1	1	2		1				1	1			1	1	2	2
Corner Canyon	12	1				1				1	1	2		1	1	2		1	1		
Woods Cross	9	1	1	2		1	1			1	1			1				1			
Olympus	6													1	1			1	1	2	
Maple Mountain	5	1				1	1			1				1							
Timpview	4	1	1			1				1											
Skyridge	3									1	1							1			
Cottonwood	2	1																1			
Farmington	2	1	1																		
Highland	2					1												1			
Provo	2									1				1							
Bountiful	1																	1			
Murray	1					1															
Timpanogos	1	1																			
Wasatch	1													1							
Alta																					
Box Elder																					
East																					
Jordan																					
Springville																					

# Tennis - Boys 6A



## 2019 6A Boys Tennis Championships Team Scores

School	Total	1st Singles				2nd Singles				3rd Singles				1st Doubles				2nd Doubles			
		Rd 1	Rd 2	Semis	Finals	Rd 1	Rd 2	Semis	Finals	Rd 1	Rd 2	Semis	Finals	Rd 1	Rd 2	Semis	Finals	Rd 1	Rd 2	Semis	Finals
Lone Peak	26	1	1	2	2	1	1	2	2	1	1	2	2	1	1			1	1	2	2
American Fork	14					1	1			1	1	2		1	1	2	2	1	1		
Pleasant Grove	12	1	1			1	1	2		1	1			1	1			1	1		
Bingham	9									1				1	1	2		1	1	2	
Davis	6	1	1	2						1				1							
Herriman	5	1	1			1	1											1			
Riverton	5	1				1				1	1							1			
Fremont	4	1				1				1				1							
Taylorville	3					1				1								1			
Hillcrest	2	1																1			
Layton	2	1												1							
Weber	1													1							
West Jordan	1					1															
Copper Hills																					
Cyprus																					
Granger																					
Hunter																					
Kearns																					
Northridge																					
Syracuse																					
Westlake																					

# Tennis - Girls 3A



## 2018 3A Girls Tennis Championships Team Scores

School	Total	1st Singles				2nd Singles				3rd Singles				1st Doubles				2nd Doubles			
		Rd 1	Rd 2	Semis	Finals	Rd 1	Rd 2	Semis	Finals	Rd 1	Rd 2	Semis	Finals	Rd 1	Rd 2	Semis	Finals	Rd 1	Rd 2	Semis	Finals
Judge Memorial	22	1	1	2	2	1	1	2	2					1	1	2		1	1	2	2
Morgan	13	1	1	2		1	1			1	1			1				1	1	2	
Waterford	13	1				1	1	2		1	1	2	2					1	1		
Delta	7	1	1							1	1	2						1			
Grantsville	7	1				1	1							1	1			1	1		
Wasatch Academy	7													1	1	2	2	1			
Manti	4	1				1								1				1			
Rowland Hall	4					1				1	1			1							
Union	4	1	1											1				1			
Richfield	3									1				1	1						
Grand County	2	1								1											
Juab	2					1				1											
Gunnison Valley	1									1											
North Sanpete	1					1															
Carbon																					
Emery																					
Maeser Prep																					
Providence Hall																					
Saint Joseph																					
San Juan																					
South Sevier																					
Summit Academy																					

# Tennis - Girls 4A



## 2018 4A Girls Tennis Championships Team Scores

School	Total	1st Singles				2nd Singles				3rd Singles				1st Doubles				2nd Doubles			
		Rd 1	Rd 2	Semis	Finals	Rd 1	Rd 2	Semis	Finals	Rd 1	Rd 2	Semis	Finals	Rd 1	Rd 2	Semis	Finals	Rd 1	Rd 2	Semis	Finals
Ridgeline	17	1	1	2	2	1	1			1	1	2	2	1	1			1			
Desert Hills	16	1	1			1	1	2		1	1			1	1			1	1	2	2
Park City	16	1	1	2		1	1	2	2	1	1	2		1				1			
Logan	7													1	1	2	2	1			
Uintah	7									1				1	1	2		1	1		
Salem Hills	5	1															1	1	2		
Orem	4	1												1			1	1			
Pine View	4	1	1			1				1											
Dixie	3	1				1								1							
Green Canyon	3					1	1			1											
Ogden	3					1				1	1										
Payson	2	1								1											
Spanish Fork	2					1								1							
Stansbury	1																	1			
Bear River																					
Ben Lomond																					
Bonneville																					
Juan Diego																					
Mountain Crest																					
Sky View																					
Snow Canyon																					
Tooele																					

# Tennis - Girls 5A



## 2018 5A Girls Tennis Championships Team Scores

School	Total	1st Singles				2nd Singles				3rd Singles				1st Doubles				2nd Doubles			
		Rd 1	Rd 2	Semis	Finals	Rd 1	Rd 2	Semis	Finals	Rd 1	Rd 2	Semis	Finals	Rd 1	Rd 2	Semis	Finals	Rd 1	Rd 2	Semis	Finals
Olympus	16	1	1			1	1	2	2	1	1	2	2					1	1		
Timpview	16					1	1			1	1	2		1	1	2		1	1	2	2
Alta	9	1	1	2	2	1	1			1											
Corner Canyon	9									1	1			1	1	2	2	1			
Highland	8	1				1	1	2		1				1				1			
Woods Cross	8	1				1								1	1			1	1	2	
East	6	1	1	2										1	1						
Wasatch	5	1				1				1								1	1		
Springville	4	1	1			1								1							
Brighton	3									1	1							1			
Skyridge	3	1								1				1							
Farmington	1					1															
Maple Mountain	1													1							
West	1																			1	
Bountiful																					
Box Elder																					
Cottonwood																					
Jordan																					
Murray																					
Provo																					
Roy																					
Skyline																					
Timpanogos																					
Viewmont																					

# Tennis - Girls 6A



## 2018 6A Girls Tennis Championships Team Scores

School	Total	1st Singles				2nd Singles				3rd Singles				1st Doubles				2nd Doubles			
		Rd 1	Rd 2	Semis	Finals	Rd 1	Rd 2	Semis	Finals	Rd 1	Rd 2	Semis	Finals	Rd 1	Rd 2	Semis	Finals	Rd 1	Rd 2	Semis	Finals
Lone Peak	24	1	1	2		1	1	2	2	1	1	2	2	1	1	2	2	1	1	2	
Davis	13	1	1			1	1			1				1	1	2	2	1	1		
Pleasant Grove	12	1	1							1	1			1	1			1	1	2	2
Layton	7	1				1				1	1	2		1							
Riverton	7	1				1	1	2		1								1			
Weber	6	1	1	2	2																
Herriman	5	1				1				1	1							1			
American Fork	4									1				1				1	1		
Bingham	3									1				1	1						
Clearfield	3					1	1							1							
Copper Hills	2					1												1			
Granger	1	1																			
Hunter	1					1															
Northridge	1													1							
Taylorville	1																	1			
Cyprus																					
Fremont																					
Hillcrest																					
Kearns																					
Syracuse																					
West Jordan																					

# Track & Field - 1A

## 2019 Utah UHSAA State Track & Field Championships

Clarence Robison Track - BYU

Provo, UT

May 16, 2019 - May 18, 2019

### Boy's 1A Team Scores

After 16 Events

Place	Team	Score
1.	Monticello HS	123.5
2.	Panguitch HS	114
3.	Milford HS	106
4.	Valley HS	56
5.	Wayne HS	39.5
6.	Tabiona HS	37.5
7.	Bryce Valley HS	35
8.	Water Canyon HS	33
9.	Tintic HS	17.5
10.	Piute HS	14
11.	Rich HS	12
12.	West Ridge Acad	8
12.	Monument Valley HS	8
14.	Mount Vernon Acad	7
15.	Pinnacle HS	5
16.	Whitehorse HS	3
17.	Green River HS	2

### Girl's 1A Team Scores

After 16 Events

Place	Team	Score
1.	Panguitch HS	142
2.	Milford HS	136
3.	Piute HS	67
4.	Monticello HS	45
5.	Bryce Valley HS	39
6.	Wendover HS	36
6.	Wayne HS	36
8.	Tabiona HS	25
9.	Tintic HS	23
10.	Manila HS	22
11.	Rich HS	21
12.	Escalante HS	7
13.	Pinnacle HS	5
13.	Whitehorse HS	5
13.	Valley HS	5
16.	Monument Valley HS	4
17.	Water Canyon HS	3



# Track & Field - 2A

## 2019 Utah UHSAA State Track & Field Championships

Clarence Robison Track - BYU

Provo, UT

May 16, 2019 - May 18, 2019

### Boy's 2A Team Scores

After 16 Events

Place	Team	Score
1.	Millard HS	130
2.	Parowan HS	93
3.	Kanab HS	82
4.	Beaver HS	70
5.	North Summit HS	53
6.	Enterprise HS	44
7.	Duchesne HS	36
8.	Altamont HS	35
9.	Rowland Hall	24
10.	North Sevier HS	21
11.	Gunnison Valley HS	10
12.	Layton Christian Acad	8
13.	American Prep Acad	6
13.	Draper APA	6
15.	Saint Joseph CHS	4
16.	Rockwell HS	2

### Girl's 2A Team Scores

After 16 Events

Place	Team	Score
1.	North Summit HS	143
2.	Millard HS	99
3.	Enterprise HS	61
4.	Parowan HS	52.5
5.	Saint Joseph CHS	42.5
6.	Altamont HS	41
7.	Duchesne HS	36
8.	Gunnison Valley HS	33
9.	Beaver HS	31
10.	Kanab HS	28
11.	Wasatch Academy	23
12.	Rowland Hall	17
13.	North Sevier HS	14
14.	Layton Christian Acad	2

# Track & Field - 3A

## 2019 Utah UHSAA State Track & Field Championships

Clarence Robison Track - BYU

Provo, UT

May 16, 2019 - May 18, 2019

### Boy's 3A Team Scores

After 16 Events

Place	Team	Score
1.	Morgan HS	96.5
2.	Grand County HS	89
3.	Emery HS	71.5
4.	Delta HS	65
5.	Richfield HS	60
6.	Juab HS	57
7.	South Summit HS	45
8.	Grantsville HS	38.5
9.	North Sanpete HS	28
10.	Manti HS	22
11.	Carbon HS	21
12.	Union HS	17
13.	San Juan HS	9
14.	South Sevier HS	4.5

### Girl's 3A Team Scores

After 16 Events

Place	Team	Score
1.	Delta HS	94
2.	Juab HS	85
3.	Grand County HS	65
4.	Union HS	60
5.	Morgan HS	57
6.	Richfield HS	54
7.	Judge Memorial CHS	37
8.	Grantsville HS	35
9.	San Juan HS	34
9.	Carbon HS	34
11.	North Sanpete HS	24
12.	South Sevier HS	19
13.	Manti HS	13
14.	Maeser Prep Acad	8
15.	Emery HS	5

# Track & Field - 4A

## 2019 Utah UHSAA State Track & Field Championships

Clarence Robison Track - BYU

Provo, UT

May 16, 2019 - May 18, 2019

### Boy's 4A Team Scores

After 16 Events

Place	Team	Score
1.	Desert Hills HS	71
2.	Spanish Fork HS	64
2.	Orem HS	64
4.	Hurricane HS	55
5.	Stansbury HS	46
6.	Salem Hills HS	39
6.	Lehi HS	39
8.	Canyon View HS	36
8.	Bear River HS	36
10.	Dixie HS	28
11.	Cedar HS	19
12.	Snow Canyon HS	18
13.	Bonneville HS	17
14.	Logan HS	16
14.	Park City HS	16
16.	Ogden HS	15
17.	Sky View HS	13
18.	Pine View HS	11
19.	Payson HS	8
20.	Uintah HS	7
21.	Tooele HS	6

### Girl's 4A Team Scores

After 16 Events

Place	Team	Score
1.	Cedar HS	107
2.	Desert Hills HS	106
3.	Orem HS	49
4.	Lehi HS	37
5.	Hurricane HS	35
6.	Pine View HS	31
6.	Sky View HS	31
8.	Tooele HS	29
9.	Salem Hills HS	27
10.	Canyon View HS	24
11.	Bear River HS	23
12.	Spanish Fork HS	17
13.	Payson HS	16
14.	Ridgeline HS	15.5
15.	Dixie HS	13
15.	Mountain Crest HS	13
15.	Snow Canyon HS	13
18.	Park City HS	12
19.	Ogden HS	6
19.	Stansbury HS	6
21.	Uintah HS	5
22.	Logan HS	4
23.	Green Canyon HS	2.5
24.	Ben Lomond HS	2

# Track & Field - 5A

## 2019 Utah UHSAA State Track & Field Championships

Clarence Robison Track - BYU

Provo, UT

May 16, 2019 - May 18, 2019

### Boy's 5A Team Scores

After 16 Events

Place	Team	Score
1.	Corner Canyon HS	81
2.	Springville HS	69
3.	Timpanogos HS	67
4.	Skyridge HS	55
5.	Timpview HS	38
5.	Box Elder HS	38
7.	Bountiful HS	37
8.	Maple Mountain HS	31
9.	Alta HS	27
10.	Jordan HS	23
11.	West HS	20.5
12.	Roy HS	20
13.	Provo HS	18
14.	Skyline HS	16
15.	Brighton HS	12
15.	Viewmont HS	12
15.	Farmington HS	12
18.	Wasatch HS	11
19.	Cottonwood HS	9
19.	Olympus HS	9
21.	Woods Cross HS	6
21.	Murray HS	6
23.	Highland HS	4.5
24.	East HS	2

### Girl's 5A Team Scores

After 16 Events

Place	Team	Score
1.	Provo HS	55.5
2.	Farmington HS	55
3.	Corner Canyon HS	47.5
4.	Skyridge HS	47
5.	Box Elder HS	46
6.	Woods Cross HS	45
7.	Highland HS	42
8.	Bountiful HS	37
9.	Timpview HS	36.5
10.	Springville HS	35
11.	Jordan HS	32
12.	Wasatch HS	27
13.	Skyline HS	24
14.	West HS	21
15.	Olympus HS	16
16.	Timpanogos HS	15
17.	Roy HS	10
17.	East HS	10
19.	Alta HS	9
20.	Brighton HS	7
21.	Maple Mountain HS	5.5
22.	Viewmont HS	1

# Track & Field - 6A

## 2019 Utah UHSAA State Track & Field Championships

Clarence Robison Track - BYU

Provo, UT

May 16, 2019 - May 18, 2019

### Boy's 6A Team Scores

After 16 Events

Place	Team	Score
1.	Syracuse HS	116
2.	Herriman HS	99
3.	Bingham HS	65
4.	American Fork HS	64
5.	Davis HS	56
6.	Fremont HS	48
7.	Lone Peak HS	32.5
8.	Riverton HS	29.5
9.	West Jordan HS	25
10.	Northridge HS	24
11.	Copper Hills HS	17
12.	Westlake HS	16
13.	Weber HS	15
14.	Layton HS	14
15.	Hunter HS	12
16.	Pleasant Grove HS	7
17.	Taylorsville HS	6
17.	Cyprus HS	6
17.	Clearfield HS	6
20.	Hillcrest HS	5

### Girl's 6A Team Scores

After 16 Events

Place	Team	Score
1.	Lone Peak HS	147
2.	Herriman HS	107
3.	Westlake HS	61
4.	Davis HS	58
5.	Syracuse HS	47
6.	American Fork HS	35.5
7.	Layton HS	34.5
8.	Weber HS	31
9.	Copper Hills HS	30
10.	Fremont HS	28
11.	Clearfield HS	22
12.	Bingham HS	19
13.	West Jordan HS	12
14.	Kearns HS	9
15.	Hunter HS	8
15.	Riverton HS	8
17.	Cyprus HS	5
18.	Pleasant Grove HS	1

# Volleyball - 1A

## 2018 UHSAA 1A State Volleyball Tournament

Friday & Saturday, October 26 & 27 at Utah Valley University (UCCU Center)

*Play-in games will be held 10/26 at 8:00am*

**Friday, October 26 - Matches 1-16**

\*DENOTES HOME TEAM

<b>Wendover</b> *	
match #1 10:00am ct 1	Region 21 #2 <b>Piute</b>
	25-19, 25-21, 25-20
	Region 20 #3 <b>ICS</b> *
	match #9 1:00pm ct. 3
match #2 10:00am ct 2	Region 22 #1 <b>Water Canyon</b>
	25-7, 25-17, 25-22
	Region 21 #4 or 20 #6 <b>Panguitch</b> *
match #3 10:00am ct 3	Region 20 #1 <b>Green River</b>
	25-3, 25-10, 25-8
	Region 19 #4 <b>Monument Valley</b> *
	match #10 1:00pm ct. 2
match #4 10:00am ct 4	Region 19 #2 <b>Tabiona</b>
	Region 22 #3 <b>Valley</b> *
match #5 11:30am ct 1	Region 20 #2 <b>Tintic</b>
	25-11, 25-17, 25-17
	Region 21 #3 <b>Monticello</b> *
	match #11 2:30pm ct. 3
match #6 11:30am ct 2	Region 19 #1 <b>Escalante</b>
	25-7, 25-10, 25-11
	Region 20 #4 <b>Milford</b> *
match #7 11:30am ct 3	Region 21 #1 <b>Diamond Ranch</b>
	25-20, 25-12, 26-24
	Region 19 #5 or 20 #5 <b>Rich</b> *
	match #12 2:30pm ct. 2
match #8 11:30am ct 4	Region 22 #2 <b>Wayne</b>
	25-20, 25-16, 25-17
	Region 19 #3

**Saturday, October 27 - Matches 17-26**

**ICS** \*

23-25, 25-21, 25-20, 25-8

match #17 9:30am ct. 2

**Panguitch**

25-15, 25-13, 25-19



**Monticello** \*

25-20, 25-23, 26-24

match #18 11:00am ct. 2

**Rich**

15-25, 19-25, 25-20, 25-12, 15-10

**Piute** \*

match #19 9:30am ct. 1

**Monument Valley**

25-13, 25-22, 17-25, 25-23

match #20 11:00am ct. 1

**Valley** \*

19-25, 25-23, 25-19, 23-25, 15-10

**Milford**

**Wendover**

match #13 1:00pm ct. 4

**Water Canyon** \*

25-16, 25-17, 25-13

match #21 8:00am ct. 1

**Green River**

match #14 1:00pm ct. 1

**Tabiona** \*

25-18, 25-17, 25-14

**Tintic**

match #15 2:30pm ct. 4

**Escalante** \*

25-13, 23-25, 22-25, 25-17, 16-14

match #22 8:00am ct. 2

**Diamond Ranch**

match #16 2:30pm ct. 1

**Wayne** \*

25-21, 25-23, 25-21



**Panguitch**

25-9, 25-9, 25-8

match #26 6:30pm ct. 2

**Panguitch**

**1A Champion**

25-15, 25-14, 25-16

**Monticello**

**2nd Place**

**Monticello** \*

15-25, 25-22, 25-15, 25-13



25-12, 28-30, 25-22, 25-23

**ICS**

match #23 2:00pm ct. 2

**Rich** \*

**3rd Place**

**Rich**

**4th Place**

**Monument Valley**

**5th Place**

20-25, 25-22, 22-25, 25-13, 15-10

**Valley**

**7th Place**

**Tabiona**

17-25, 24-26, 25-20, 25-22, 15-7

match #25 12:30pm ct. 2

**Tabiona**

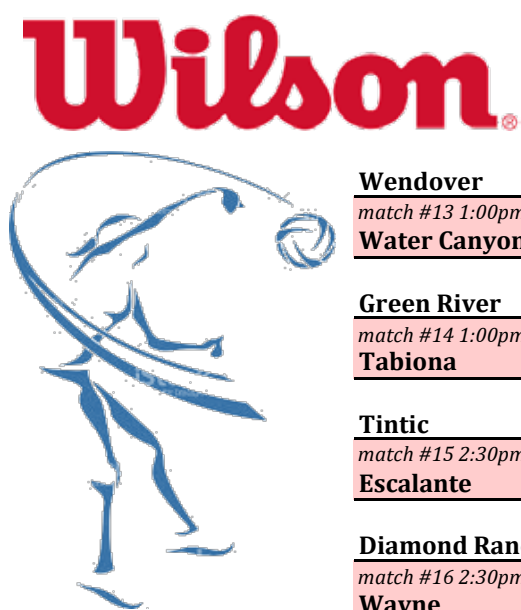
**6th Place**

17-25, 25-21, 25-16, 19-25, 15-12

**Wayne**

**8th Place**

24-26, 25-10, 25-17, 25-23





# Volleyball - 3A

## 2018 UHSAA 3A State Volleyball Tournament

Wednesday & Thursday, October 24 & 25 at Utah Valley University (UCCU Center)


Wednesday, October 24 - Matches 1-16

\*DENOTES HOME TEAM

<b>South Summit</b> *	
match #1 4:00pm ct 1	Region 13 #2 <b>Juab</b>
match #2 4:00pm ct 2	Region 14 #4 <b>San Juan</b>
match #3 4:00pm ct 3	Region 15 #1 <b>Providence Hall</b>
match #4 4:00pm ct 4	Region 13 #3 <b>Emery</b>
match #5 5:30pm ct 1	Region 14 #3 <b>South Sevier</b>
match #6 5:30pm ct 2	Region 13 #1 <b>Richfield</b>
match #7 5:30pm ct 3	Region 14 #2 <b>Grantsville</b>
match #8 5:30pm ct 4	Region 15 #2 <b>Maeser Prep</b>

Thursday, October 25 - Matches 17-26

<b>San Juan</b> *	
match #17 10:30am ct. 3	<b>San Juan</b>
match #18 12:30pm ct. 3	<b>North Sanpete</b>
match #19 10:30am ct. 4	<b>Union</b>
match #20 12:30pm ct. 4	<b>South Sevier</b>
match #21 9:00am ct. 4	<b>Grand County</b>
match #22 9:00am ct. 3	<b>Richfield</b>
match #23 3:30pm ct. 4	<b>North Sanpete</b>
match #24 2:00pm ct. 4	<b>South Sevier</b>
match #25 2:00pm ct. 3	<b>Richfield</b>
match #26 8:00pm ct. 3	<b>Morgan</b>



**MOUNTAIN AMERICA**  
CREDIT UNION



**Morgan**  
3A Champion  
25-15, 25-21, 25-17  
**San Juan**  
2nd Place



**Emery**  
25-13, 25-19, 17-25, 30-32, 15-1  
3rd Place  
**North Sanpete**  
4th Place  
**Union**  
5th Place  
25-22, 25-16, 25-16  
**South Sevier**  
7th Place



match #13 7:00pm ct. 4	<b>Juab</b>
match #14 7:00pm ct. 1	<b>Judge Memorial</b>
match #15 8:30pm ct. 4	<b>Richfield</b>
match #16 8:30pm ct. 1	<b>Grantsville</b>

match #21 9:00am ct. 4	<b>Grand County</b>
match #22 9:00am ct. 3	<b>Richfield</b>
match #25 2:00pm ct. 3	<b>Richfield</b>
match #26 8:00pm ct. 3	<b>Morgan</b>

**Richfield**  
6th Place  
22-25, 25-20, 25-19, 18-25, 15-1  
**Grand County**  
8th Place





# Volleyball - 4A

## 2018 UHSAA 4A State Volleyball Tournament

Wednesday & Thursday, October 24 & 25 at Utah Valley University (UCCU Center)

Wednesday, October 24 - Matches 1-16

\*DENOTES HOME TEAM

	<b>Juan Diego</b> *	
match #1	Region 11 #2	<b>Spanish Fork</b>
9:00pm ct 1	<b>Spanish Fork</b>	25-13, 25-19, 25-18
	Region 10 #3	
	<b>Sky View</b> *	match #9 12:00pm ct. 3
match #2	Region 12 #1	<b>Sky View</b> *
9:00pm ct 2	<b>Cedar City</b>	25-12, 25-15, 25-22
	Region 9 #4	
	<b>Snow Canyon</b> *	
match #3	Region 9 #1	<b>Snow Canyon</b>
9:00pm ct 3	<b>Mountain Crest</b>	23-25, 25-18, 25-14, 25-13
	Region 12 #4	
	<b>Salem Hills</b> *	match #10 12:00pm ct. 2
match #4	Region 10 #2	<b>Salem Hills</b> *
9:00pm ct 4	<b>Stansbury</b>	25-22, 23-25, 25-10, 25-17
	Region 11 #3	
	<b>Desert Hills</b> *	
match #5	Region 9 #2	<b>Green Canyon</b>
10:30pm ct 1	<b>Green Canyon</b>	25-22, 25-23, 23-25, 25-23
	Region 12 #3	
	<b>Lehi</b> *	match #11 1:30pm ct. 3
match #6	Region 10 #1	<b>Lehi</b> *
10:30pm ct 2	<b>Bonneville</b>	25-9, 25-17, 23-25, 25-12
	Region 11 #4	
	<b>Park City</b> *	
match #7	Region 11 #1	<b>Park City</b>
10:30pm ct 3	<b>Orem</b>	24-26, 25-17, 25-15, 25-11
	Region 10 #4	
	<b>Ridgeline</b> *	match #12 1:30pm ct. 2
match #8	Region 12 #2	<b>Dixie</b> *
10:30pm ct 4	<b>Dixie</b>	23-25, 30-28, 25-23, 25-23
	Region 9 #3	

Thursday, October 25 - Matches 17-26

**Sky View** \*

25-11, 25-15, 25-10

match #17 10:30am ct. 2

**Sky View**

25-18, 25-23, 25-22

**Salem Hills**

26-24, 25-19, 25-16



**Lehi** \*

25-21, 25-23, 25-16

match #18 12:30pm ct. 2

**Park City** \*

19-25, 28-26, 19-25, 25-22, 19-17

**Park City**

25-16, 25-22, 26-24

**Salem Hills**

match #23 3:30pm ct. 2

**Lehi** \*

**Spanish Fork** \*

match #19 10:30am ct. 1

**Snow Canyon**

21-25, 25-17, 25-13, 25-17

**Green Canyon** \*

match #20 12:30pm ct. 1

**Dixie**

21-25, 15-25, 25-19, 25-21, 15-13

**Juan Diego**

match #13 12:00pm ct. 4

**Cedar City** \*

26-24, 22-25, 19-25, 25-19, 15-12

**Mountain Crest**

match #14 12:00pm ct. 1

**Stansbury** \*

22-25, 25-10, 30-28, 25-22

**Desert Hills**

match #15 1:30pm ct. 4

**Bonneville** \*

25-11, 25-19, 25-15

**Orem**

match #16 1:30pm ct. 1

**Ridgeline** \*

21-25, 25-17, 25-22, 21-25, 15-13

**Juan Diego** \*

26-24, 22-25, 19-25, 25-19, 15-12

match #21 9:00am ct. 1

**Stansbury**

25-19, 25-14, 25-17

match #22 9:00am ct. 2

**Desert Hills** \*


25-15, 25-13, 25-23

**Desert Hills** \*

25-11, 25-19, 25-15

**Ridgeline**

21-25, 25-17, 25-22, 21-25, 15-13



**MOUNTAIN AMERICA**  
CREDIT UNION

**Sky View**

**4A Champion**

25-23, 25-23, 25-15

**Park City**

**2nd Place**



25-17, 25-16, 25-12

**Lehi**

**3rd Place**

**Salem Hills**

**4th Place**

**Spanish Fork**

**5th Place**

25-22, 25-23, 22-25, 25-23

**Green Canyon**

**7th Place**

**Desert Hills**

28-26, 25-20, 25-22

**Stansbury**

**8th Place**

**Wilson**



# Volleyball - 5A

## 2018 UHSAA 5A State Volleyball Tournament

Thursday, Friday & Saturday November 1, 2 & 3 at Utah Valley University (UCCU Center)

Thursday, November 1 - Matches 1-16

Friday, November 2 - Matches 17-22


\* DENOTES HOME TEAM

Saturday, November 3 - Matches 23-26

Alta *	
match #1 3:30pm ct 1	Region 7 #2 <b>Murray</b> * 26-24, 15-25, 21-25, 25-20, 15-5
match #2 3:30pm ct 2	Region 6 #3 <b>Skyridge</b> * match #9 6:30pm ct. 2
match #3 3:30pm ct 3	Region 8 #1 <b>Skyridge</b> * 25-7, 25-22, 25-14
match #4 3:30pm ct 4	Region 5 #4 <b>Box Elder</b> * Region 5 #1 <b>Wasatch</b> * 25-12, 25-17, 25-15
match #5 5:00pm ct 1	Region 8 #4 <b>Skyline</b> * match #10 6:30pm ct. 3
match #6 5:00pm ct 2	Region 6 #2 <b>Skyline</b> * 25-19, 19-25, 25-23, 25-18
match #7 5:00pm ct 3	Region 7 #3 <b>Bountiful</b> * Region 5 #2 <b>Springville</b> * 25-16, 20-25, 25-19, 25-17
match #8 5:00pm ct 4	Region 8 #3 <b>West</b> * match #11 8:00pm ct. 2
	Region 6 #1 <b>West</b> * 25-17, 25-23, 25-22
	Region 7 #4 <b>Corner Canyon</b> * Region 7 #1 <b>Corner Canyon</b> * 25-7, 25-10, 25-8
	Region 6 #4 <b>Timpanogos</b> * match #12 8:00pm ct. 3
	Region 8 #2 <b>Timpanogos</b> * 20-25, 27-25, 25-19, 22-25, 15-8
	Region 5 #3 <b>Woods Cross</b> *

Skyridge *	25-12, 25-7, 25-12
match #23 11:30am ct. 2	Skyridge * 23-25, 25-21, 25-20, 25-22
match #26 6:30pm ct. 2	Skyridge * 19-25, 26-24, 25-20, 25-10
match #24 11:30am ct. 3	Springville * 25-23, 25-22, 20-25, 25-23
match #25 1:30pm ct. 2	Box Elder * 25-18, 19-25, 18-25, 25-22, 15-10
match #21 12:00pm ct. 2	West * 25-14, 25-17, 25-16
match #18 10:30am ct. 2	West * 25-22, 22-25, 25-15, 25-18
match #19 9:00am ct. 1	Timpanogos * 25-17, 25-17, 29-27
match #22 12:00pm ct. 1	Woods Cross * 22-25, 25-13, 25-17, 15-25, 15-12
match #20 9:00am ct. 2	Woods Cross * 25-18, 25-18-25-23
match #17 10:30am ct. 1	Murray * 25-21, 25-17, 27-25
match #13 6:30pm ct. 1	Farmington * 25-23, 25-21, 22-25, 21-25, 15-8
match #14 6:30pm ct. 4	Timpview * 25-23-25-13, 24-26, 25-19
match #15 8:00pm ct. 1	Bountiful * 25-19, 26-24, 22-25, 25-11
match #16 8:00pm ct. 4	Woods Cross * 25-15, 25-14, 19-25, 25-9

match #9 6:30pm ct. 2	Skyridge *
match #10 6:30pm ct. 3	Box Elder *
match #11 8:00pm ct. 2	West *
match #12 8:00pm ct. 3	Timpanogos *
match #13 6:30pm ct. 1	Farmington *
match #14 6:30pm ct. 4	Timpview *
match #15 8:00pm ct. 1	Bountiful *
match #16 8:00pm ct. 4	Woods Cross *
match #17 10:30am ct. 1	Murray *
match #18 10:30am ct. 2	Timpanogos *
match #19 9:00am ct. 1	Timpview *
match #20 9:00am ct. 2	Woods Cross *
match #21 12:00pm ct. 2	West *
match #22 12:00pm ct. 1	Timpview *
match #23 11:30am ct. 2	Skyridge *
match #24 11:30am ct. 3	Springville *
match #25 1:30pm ct. 2	Corner Canyon *
match #26 6:30pm ct. 2	Skyridge *



MOUNTAIN AMERICA  
CREDIT UNION



**Skyridge**

**5A Champion**  
19-25, 26-24, 25-20, 25-10  
**Springville**  
2nd Place



**Box Elder**  
3rd Place  
**Corner Canyon**  
4th Place  
**West**  
5th Place  
**Murray**  
7th Place

**Wilson**



Alta *	
match #13 6:30pm ct. 1	Farmington *
match #14 6:30pm ct. 4	Timpview *
match #15 8:00pm ct. 1	Bountiful *
match #16 8:00pm ct. 4	Woods Cross *
match #17 10:30am ct. 1	Murray *
match #18 10:30am ct. 2	Timpanogos *
match #19 9:00am ct. 1	Timpview *
match #20 9:00am ct. 2	Woods Cross *
match #21 12:00pm ct. 2	West *
match #22 12:00pm ct. 1	Timpview *
match #23 11:30am ct. 2	Skyridge *
match #24 11:30am ct. 3	Springville *
match #25 1:30pm ct. 2	Corner Canyon *
match #26 6:30pm ct. 2	Skyridge *



# Volleyball - 6A

## 2018 UHSAA 6A State Volleyball Tournament

Thursday, Friday & Saturday November 1, 2 & 3 at Utah Valley University (UCCU Center)

Thursday, November 1 - Matches 1-16

Friday, November 2 - Matches 17-22

\* DENOTES HOME TEAM

Saturday, November 3 - Matches 23-26

	<b>Herriman</b> *	
match #1	Region 3 #2	<b>Bingham</b>
9:00am ct 1	<b>Bingham</b>	24-26, 25-18, 25-23, 16-25, 15-11
	Region 4 #3	match #9 12:00pm ct. 2
match #2	<b>Syracuse</b> *	
9:00am ct 2	Region 1 #1	<b>Syracuse</b> *
	<b>Cyprus</b>	25-5, 25-5, 25-8
	Region 2 #4	
	<b>Granger</b> *	
match #3	Region 2 #1	<b>Weber</b>
9:00am ct 3	<b>Weber</b>	25-12, 15-25, 25-16, 21-25, 16-14
	Region 1 #4	match #10 12:00pm ct. 3
match #4	<b>Pleasant Grove</b> *	
9:00am ct 4	Region 4 #2	<b>Pleasant Grove</b> *
	<b>Riverton</b>	25-19, 25-16, 25-17
	Region 3 #3	
	<b>Hunter</b> *	
match #5	Region 2 #2	<b>Northridge</b>
10:30am ct 1	<b>Northridge</b>	25-18, 25-23, 25-15
	Region 1 #3	match #11 1:30pm ct. 2
match #6	<b>Lone Peak</b> *	
10:30am ct 2	Region 4 #1	<b>Lone Peak</b> *
	<b>West Jordan</b>	25-11, 25-10, 25-15
	Region 3 #4	
	<b>Copper Hills</b> *	
match #7	Region 3 #1	<b>Copper Hills</b>
10:30am ct 3	<b>American Fork</b>	25-21, 22-25, 25-10, 25-21
	Region 4 #4	match #12 1:30pm ct. 3
match #8	<b>Fremont</b> *	
10:30am ct 4	Region 1 #2	<b>Fremont</b> *
	<b>Hillcrest</b>	25-11, 25-12, 25-17
	Region 2 #3	

	<b>Bingham</b> *
match #23 10:00am ct. 2	25-16, 26-28, 25-7, 25-20
	<b>Pleasant Grove</b>
match #26 4:00pm ct. 3	25-21, 25-20, 25-18



	<b>Lone Peak</b> *
match #24 10:00am ct. 3	25-13, 25-9, 25-14
	<b>Copper Hills</b>
match #25 1:30pm ct. 3	25-15, 25-16, 25-19

	<b>Syracuse</b> *
match #17 10:30am ct. 3	19-25, 25-16, 25-14, 25-17
	<b>Weber</b>
match #18 10:30am ct. 4	25-17, 21-25, 25-21, 25-16
	<b>Northridge</b> *
match #19 9:00am ct. 3	25-17, 20-25, 25-22, 25-15
	<b>Fremont</b> *

	<b>Herriman</b> *
match #13 12:00pm ct. 1	25-17, 25-9, 25-12
	<b>Cyprus</b> *
match #14 12:00pm ct. 4	25-20, 24-26, 25-16, 25-19
	<b>Granger</b>
match #15 1:30pm ct. 1	25-17, 20-25, 25-22, 25-15
	<b>Riverton</b> *
match #16 1:30pm ct. 4	23-25, 25-23, 25-19, 25-16
	<b>Hunter</b>
match #17 1:30pm ct. 4	25-12, 23-25, 25-11, 29-27
	<b>American Fork</b> *
match #18 1:30pm ct. 4	25-16, 25-15, 25-10
	<b>Hillcrest</b> *



### Lone Peak

**6A Champion**  
25-15, 25-22, 25-17  
**Pleasant Grove**  
2nd Place



17-25, 25-23, 25-23, 19-25, 15-8  
**Copper Hills**  
3rd Place  
**Bingham**  
4th Place

**Syracuse**  
5th Place  
24-26, 25-20, 23-25, 25-18, 15-4  
**Fremont**  
7th Place

**American Fork**  
6th Place  
25-14, 27-29, 25-9, 25-17  
**Herriman**  
8th Place



# Wrestling - 1A & 2A

## 1A Team Scores

1. Monticello	207.5
2. Panguitch	143
3. Milford	140
4. Wayne	117.5
5. Rich	72
6. Piute	71.5
7. Diamond Ranch	41.5
8. Whitehorse	35
9. Monument Valley	27
10. Tintic	25
11. Telos Academy	6
12. Bryce Valley	0
12. Water Canyon	0

## 2A Team Scores

1. Millard	262
2. Altamont	219
3. Beaver	202
4. North Sevier	165.5
5. North Summit	157
6. Duchesne	131
7. Enterprise	120
8. Gunnison	108.5
9. Kanab	93
10. Parowan	68
11. Layton Christian	0
11. Utah Military Academy	0

# Wrestling - 3A & 4A

## 3A Team Scores

1. Juab	217
2. Delta	187.5
3. Emery	162.5
4. American Leadership	136
5. Morgan	133
6. South Sevier	131.5
7. Union	123
8. Richfield	98
9. Grantsville	96
10. South Summit	91
11. Carbon	78
12. Summit Academy	71
13. Manti	56.5
14. North Sanpete	54
15. Maeser	8
15. San Juan	8
17. Grand	4

## 4A Team Scores

1. Payson	238.5
2. Uintah	222.5
3. Bear River	153
4. Canyon View	143
5. Mountain Crest	118.5
6. Salem Hills	99
7. Hurricane	91
8. Desert Hills	89.5
9. Cedar City	88
10. Mountain View	79.5
11. Spanish Fork	73
12. Ridgeline	61.5
13. Sky View	55
14. Orem	45
15. Stansbury	40.5
16. Snow Canyon	38

# Wrestling - 5A & 6A

## 5A Team Scores

1. Wasatch	287.5
2. Box Elder	209
3. Viewmont	165.5
4. Skyridge	153.5
5. Maple Mountain	153
6. Farmington	93.5
7. Olympus	75
8. Timpanogos	72
9. Corner Canyon	68.5
10. West	60
11. Murray	59
12. Woods Cross	48.5
13. Alta	44
14. Highland	38
15. Springville	34
16. EAST	33
16. Jordan	33
18. Provo	30
19. Brighton	27
20. Skyline	23.5
21. Timpview	23
22. Cottonwood	22
23. Roy	17
24. Bountiful	3

## 6A Team Scores

1. Pleasant Grove	311.5
2. Layton	267.5
3. Syracuse	202.5
4. Herriman	177
5. Westlake	152
6. Fremont	135
7. Bingham	107
8. American Fork	95
9. Davis	76.5
10. Cyprus	36
11. Northridge	34.5
12. Granger	34
12. Weber	34
14. Taylorsville	33.5
15. West Jordan	27.5
16. Copper Hills	17
17. Hunter	16.5
18. Lone Peak	12
19. Riverton	5
20. Clearfield	3
20. Hillcrest	3
20. Kearns	3