



# Yearly Results

## 2007-2008



# Contents

## SECTIONS

FALL RESULTS SUMMARY .....	3
WINTER RESULTS SUMMARY .....	5
SPRING RESULTS SUMMARY .....	6
BASEBALL .....	8
BASKETBALL .....	13
CROSS COUNTRY .....	23
DRILL.....	29
FOOTBALL .....	31
GOLF.....	36
SOCCER.....	43
SOFTBALL .....	51
SWIMMING .....	55
TENNIS.....	58
TRACK AND FIELD.....	62
VOLLEYBALL .....	78
WRESTLING.....	83

CLICK ON A SPORT OR PAGE NUMBER TO GO DIRECTLY TO THE LISTED PAGE



**MOUNTAIN AMERICA**  
CREDIT UNION

# Fall Results Summary

## 2007-2008 UHSAA FALL RESULTS

### BASEBALL

#### 1A

1 <sup>st</sup> Place	Wayne
2 <sup>nd</sup> Place	West Ridge

5<sup>th</sup> Place

Wayne

6<sup>th</sup> Place

Duchesne

2<sup>nd</sup> Place

Pine View

#### 5A

1 <sup>st</sup> Place	Alta
2 <sup>nd</sup> Place	Layton

### BOYS CROSS COUNTRY

#### 1A

1 <sup>st</sup> Place	St. Joseph
2 <sup>nd</sup> Place	Piute
3 <sup>rd</sup> Place	Panguitch
4 <sup>th</sup> Place	Escalante
5 <sup>th</sup> Place	Milford
6 <sup>th</sup> Place	Rich

#### 2A

1 <sup>st</sup> Place	Parowan
2 <sup>nd</sup> Place	Richfield
3 <sup>rd</sup> Place	Juab
4 <sup>th</sup> Place	Rowland Hall
5 <sup>th</sup> Place	North Summit
6 <sup>th</sup> Place	Manti

#### 3A

1 <sup>st</sup> Place	Ogden
2 <sup>nd</sup> Place	Park City
3 <sup>rd</sup> Place	Cedar City
4 <sup>th</sup> Place	Bear River
5 <sup>th</sup> Place	Judge Memorial
6 <sup>th</sup> Place	Uintah

#### 4A

1 <sup>st</sup> Place	Timpview
2 <sup>nd</sup> Place	Mountain View
3 <sup>rd</sup> Place	Mountain Crest
4 <sup>th</sup> Place	Orem
5 <sup>th</sup> Place	Springville
6 <sup>th</sup> Place	Provo

#### 5A

1 <sup>st</sup> Place	Davis
2 <sup>nd</sup> Place	American Fork
3 <sup>rd</sup> Place	Skyline
4 <sup>th</sup> Place	Bingham
5 <sup>th</sup> Place	Alta
6 <sup>th</sup> Place	Weber

### GIRLS CROSS COUNTRY

#### 1A

1 <sup>st</sup> Place	St. Joseph
2 <sup>nd</sup> Place	Milford
3 <sup>rd</sup> Place	Monticello
4 <sup>th</sup> Place	Panguitch

### Girls Cross Country (cont.)

#### 2A

1 <sup>st</sup> Place	Millard
2 <sup>nd</sup> Place	North Sevier
3 <sup>rd</sup> Place	Grand
4 <sup>th</sup> Place	Parowan
5 <sup>th</sup> Place	North Summit
6 <sup>th</sup> Place	San Juan

#### 3A

1 <sup>st</sup> Place	Cedar City
2 <sup>nd</sup> Place	Judge
3 <sup>rd</sup> Place	Park City
4 <sup>th</sup> Place	Ogden
5 <sup>th</sup> Place	North Sanpete
6 <sup>th</sup> Place	Logan

#### 4A

1 <sup>st</sup> Place	Mountain View
2 <sup>nd</sup> Place	Mountain Crest
3 <sup>rd</sup> Place	Orem
4 <sup>th</sup> Place	Springville
5 <sup>th</sup> Place	Timpview
6 <sup>th</sup> Place	Wood Cross

#### 5A

1 <sup>st</sup> Place	Davis
2 <sup>nd</sup> Place	Skyline
3 <sup>rd</sup> Place	Timpanogos
3 <sup>rd</sup> Place	American Fork
5 <sup>th</sup> Place	Fremont
6 <sup>th</sup> Place	Jordan

### FOOTBALL

#### 1A

1 <sup>st</sup> Place	Kanab
2 <sup>nd</sup> Place	Rich

#### 2A

1 <sup>st</sup> Place	North Summit
2 <sup>nd</sup> Place	Millard

#### 3A

1 <sup>st</sup> Place	Logan
2 <sup>nd</sup> Place	Judge Memorial

#### 4A

1 <sup>st</sup> Place	Timpview
-----------------------	----------

### GOLF

#### 2A

1 <sup>st</sup> Place	Rowland Hall
2 <sup>nd</sup> Place	Beaver
3 <sup>rd</sup> Place	Layton Christian
4 <sup>th</sup> Place	Richfield
5 <sup>th</sup> Place	Millard

#### 3A

1 <sup>st</sup> Place	Uintah
2 <sup>nd</sup> Place	Park City
3 <sup>rd</sup> Place	Carbon
4 <sup>th</sup> Place	Judge Memorial
5 <sup>th</sup> Place	Logan
5 <sup>th</sup> Place	Waterford

#### 4A

1 <sup>st</sup> Place	Dixie
2 <sup>nd</sup> Place	Timpview
3 <sup>rd</sup> Place	Pine View
3 <sup>rd</sup> Place	Bonneville
5 <sup>th</sup> Place	Payson

#### 5A

1 <sup>st</sup> Place	Fremont
2 <sup>nd</sup> Place	Syracuse
3 <sup>rd</sup> Place	Brighton
4 <sup>th</sup> Place	Bingham
4 <sup>th</sup> Place	Lone Peak
4 <sup>th</sup> Place	Skyline
4 <sup>th</sup> Place	Spanish Fork

### GIRLS SOCCER

#### 1A/2A

1 <sup>st</sup> Place	Rowland Hall
2 <sup>nd</sup> Place	Millard

#### 3A

1 <sup>st</sup> Place	Judge Memorial
2 <sup>nd</sup> Place	Orem
2 <sup>nd</sup> Place	Highland

#### 4A

1 <sup>st</sup> Place	Orem
2 <sup>nd</sup> Place	Highland



# Fall Results Summary

**5A**  
1<sup>st</sup> Place Alta  
2<sup>nd</sup> Place Lone Peak

## GIRLS TENNIS

**1A-2A**  
1<sup>st</sup> Place Rowland Hall  
1<sup>st</sup> Place St. Joseph's  
3<sup>rd</sup> Place Grand  
4<sup>th</sup> Place Manti  
4<sup>th</sup> Place San Juan  
6<sup>th</sup> Place Parowan  
6<sup>th</sup> Place Richfield

**3A**  
1<sup>st</sup> Place Juan Diego  
2<sup>nd</sup> Place Ogden  
3<sup>rd</sup> Place Park City  
4<sup>th</sup> Place Logan  
5<sup>th</sup> Place Judge Memorial  
6<sup>th</sup> Place Bear River  
6<sup>th</sup> Place Cedar City  
6<sup>th</sup> Place Waterford

**4A**  
1<sup>st</sup> Place Pine View  
2<sup>nd</sup> Place Orem  
3<sup>rd</sup> Place Bountiful  
3<sup>rd</sup> Place East  
5<sup>th</sup> Place Cottonwood  
6<sup>th</sup> Place Sky View

**5A**  
1<sup>st</sup> Place Alta  
2<sup>nd</sup> Place Skyline  
2<sup>nd</sup> Place Lone Peak  
4<sup>th</sup> Place Brighton  
4<sup>th</sup> Place Spanish Fork  
4<sup>th</sup> Place Weber

1<sup>st</sup> Place Morgan  
2<sup>nd</sup> Place Carbon  
3<sup>rd</sup> Place Hurricane  
4<sup>th</sup> Place Delta  
5<sup>th</sup> Place Waterford  
6<sup>th</sup> Place Wasatch

**4A**  
1<sup>st</sup> Place Snow Canyon  
2<sup>nd</sup> Place Dixie  
3<sup>rd</sup> Place Box Elder  
4<sup>th</sup> Place Highland  
5<sup>th</sup> Place Cottonwood  
6<sup>th</sup> Place Murray

**5A**  
1<sup>st</sup> Place Lone Peak  
2<sup>nd</sup> Place Skyline  
3<sup>rd</sup> Place Viewmont  
4<sup>th</sup> Place American Fork  
5<sup>th</sup> Place Brighton  
6<sup>th</sup> Place Pleasant Grove

## VOLLEYBALL

**1A**  
1<sup>st</sup> Place Panguitch  
2<sup>nd</sup> Place Rich  
3<sup>rd</sup> Place Intermountain Christian  
4<sup>th</sup> Place Monticello  
5<sup>th</sup> Place Piute  
6<sup>th</sup> Place St. Joseph

**2A**  
1<sup>st</sup> Place San Juan  
2<sup>nd</sup> Place North Sevier  
3<sup>rd</sup> Place South Sevier  
4<sup>th</sup> Place Enterprise  
5<sup>th</sup> Place North Summit  
6<sup>th</sup> Place Parowan

**3A**





# Winter Results Summary

## Winter Champions 2008

### BOYS BASKETBALL

**1A**  
1<sup>st</sup> Place Escalante  
2<sup>nd</sup> Place Piute

**2A**  
1<sup>st</sup> Place Manti  
2<sup>nd</sup> Place Parowan

**3A**  
1<sup>st</sup> Place Judge  
2<sup>nd</sup> Place Wasatch

**4A**  
1<sup>st</sup> Place Provo  
2<sup>nd</sup> Place Bountiful

**5A**  
1<sup>st</sup> Place Lone Peak  
2<sup>nd</sup> Place Bingham

### GIRLS BASKETBALL

**1A**  
1<sup>st</sup> Place Rich  
2<sup>nd</sup> Place Piute

**2A**  
1<sup>st</sup> Place South Sevier  
2<sup>nd</sup> Place Richfield

**3A**  
1<sup>st</sup> Place Wasatch  
2<sup>nd</sup> Place Judge

**4A**  
1<sup>st</sup> Place Sky View  
2<sup>nd</sup> Place Timpview

**5A**  
1<sup>st</sup> Place Skyline  
2<sup>nd</sup> Place Am. Fork

### DRILL TEAM

**1A**  
1<sup>st</sup> Place Duchesne  
2<sup>nd</sup> Place Panguitch  
3<sup>rd</sup> Place St. Joseph's  
4<sup>th</sup> Place Piute  
5<sup>th</sup> Place Tabiona

**2A**  
1<sup>st</sup> Place South Sevier  
2<sup>nd</sup> Place Millard  
3<sup>rd</sup> Place Manti  
4<sup>th</sup> Place Richfield  
5<sup>th</sup> Place Juab

### DRILL TEAM (cont.)

**3A**  
1<sup>st</sup> Place Uintah  
2<sup>nd</sup> Place Logan  
3<sup>rd</sup> Place Bear River  
4<sup>th</sup> Place Ogden  
5<sup>th</sup> Place Union

**4A**  
1<sup>st</sup> Place Bonneville  
2<sup>nd</sup> Place Bountiful  
3<sup>rd</sup> Place Cottonwood  
4<sup>th</sup> Place Roy  
5<sup>th</sup> Place Snow Canyon

**5A**  
1<sup>st</sup> Place Hillcrest  
2<sup>nd</sup> Place Hunter  
3<sup>rd</sup> Place Bingham  
4<sup>th</sup> Place Brighton  
5<sup>th</sup> Place Northridge

### BOYS SWIMMING

**3A**  
1<sup>st</sup> Place Ogden  
2<sup>nd</sup> Place Wasatch  
3<sup>rd</sup> Place Logan  
4<sup>th</sup> Place Judge Memorial  
5<sup>th</sup> Place Park City  
6<sup>th</sup> Place Cedar City

**4A**  
1<sup>st</sup> Place Springville  
2<sup>nd</sup> Place Snow Canyon  
3<sup>rd</sup> Place Murray  
4<sup>th</sup> Place Mountain Crest  
5<sup>th</sup> Place Tooele  
6<sup>th</sup> Place East

**5A**  
1<sup>st</sup> Place West Jordan  
2<sup>nd</sup> Place Brighton  
3<sup>rd</sup> Place Skyline  
4<sup>th</sup> Place Bingham  
5<sup>th</sup> Place Alta  
6<sup>th</sup> Place Hunter

### GIRLS SWIMMING

**3A**  
1<sup>st</sup> Place Park City  
2<sup>nd</sup> Place Judge Memorial  
3<sup>rd</sup> Place Logan  
4<sup>th</sup> Place Wasatch  
5<sup>th</sup> Place Juan Diego  
6<sup>th</sup> Place Cedar City

### GIRLS SWIMMING (cont.)

**4A**  
1<sup>st</sup> Place East  
2<sup>nd</sup> Place Murray  
3<sup>rd</sup> Place Timpview  
4<sup>th</sup> Place Mountain Crest  
5<sup>th</sup> Place Springville  
6<sup>th</sup> Place Pine View

**5A**  
1<sup>st</sup> Place Skyline  
2<sup>nd</sup> Place Brighton  
3<sup>rd</sup> Place Lone Peak  
4<sup>th</sup> Place Kearns  
5<sup>th</sup> Place Alta  
6<sup>th</sup> Place Am. Fork

### WRESTLING

**1A**  
1<sup>st</sup> Place Duchesne  
2<sup>nd</sup> Place Monticello  
3<sup>rd</sup> Place Wayne  
3<sup>rd</sup> Place Altamont  
5<sup>th</sup> Place Panguitch  
6<sup>th</sup> Place Milford

**2A**  
1<sup>st</sup> Place Millard  
2<sup>nd</sup> Place South Summit  
3<sup>rd</sup> Place Juab  
4<sup>th</sup> Place North Summit  
5<sup>th</sup> Place North Sevier  
6<sup>th</sup> Place Manti

**3A**  
1<sup>st</sup> Place Wasatch  
2<sup>nd</sup> Place Delta  
3<sup>rd</sup> Place Uintah  
4<sup>th</sup> Place North Sanpete  
5<sup>th</sup> Place Cedar City  
6<sup>th</sup> Place Logan

**4A**  
1<sup>st</sup> Place Mountain Crest  
2<sup>nd</sup> Place Box Elder  
3<sup>rd</sup> Place Payson  
4<sup>th</sup> Place Dixie  
4<sup>th</sup> Place Roy  
6<sup>th</sup> Place Pine View

**5A**  
1<sup>st</sup> Place Viewmont  
2<sup>nd</sup> Place Weber  
3<sup>rd</sup> Place West Jordan  
4<sup>th</sup> Place Davis  
5<sup>th</sup> Place Spanish Fork  
6<sup>th</sup> Place Lehi



# Spring Results Summary

## 2007-2008 UHSAA RESULTS - SPRING

### BASEBALL

#### 2A

1 <sup>st</sup> Place	Gunnison
2 <sup>nd</sup> Place	Richfield

#### 3A

1 <sup>st</sup> Place	Judge
2 <sup>nd</sup> Place	Juan Diego

#### 4A

1 <sup>st</sup> Place	Cottonwood
2 <sup>nd</sup> Place	Dixie

#### 5A

1 <sup>st</sup> Place	Timpanogos
2 <sup>nd</sup> Place	Bingham

### BOYS GOLF

#### 1A

1 <sup>st</sup> Place	ICS
2 <sup>nd</sup> Place	Milford
3 <sup>rd</sup> Place	Valley
4 <sup>th</sup> Place	St. Joseph
5 <sup>th</sup> Place	Christian Heritage
6 <sup>th</sup> Place	Escalante

### BOYS SOCCER

#### 2A

1 <sup>st</sup> Place	Rowland Hall
2 <sup>nd</sup> Place	St. Joseph

#### 3A

1 <sup>st</sup> Place	Park City
2 <sup>nd</sup> Place	Morgan

#### 4A

1 <sup>st</sup> Place	Bountiful
2 <sup>nd</sup> Place	Mountain View

#### 5A

1 <sup>st</sup> Place	Brighton
2 <sup>nd</sup> Place	Viewmont

### SOFTBALL

#### 2A

1 <sup>st</sup> Place	San Juan
2 <sup>nd</sup> Place	Juab

#### 3A

1 <sup>st</sup> Place	Bear River
2 <sup>nd</sup> Place	Cedar City

#### 4A

1 <sup>st</sup> Place	Tooele
2 <sup>nd</sup> Place	Murray

#### 5A

1 <sup>st</sup> Place	Bingham
2 <sup>nd</sup> Place	Taylorsville

### BOYS TENNIS

#### 1A-2A

1 <sup>st</sup> Place	Rowland Hall
2 <sup>nd</sup> Place	Manti
3 <sup>rd</sup> Place	Parowan
4 <sup>th</sup> Place	Duchesne
5 <sup>th</sup> Place	Gunnison
6 <sup>th</sup> Place	Grand
6 <sup>th</sup> Place	Meridian
6 <sup>th</sup> Place	Richfield
6 <sup>th</sup> Place	South Sevier

#### 3A

1 <sup>st</sup> Place	Judge Memorial
2 <sup>nd</sup> Place	Logan
2 <sup>nd</sup> Place	Park City
4 <sup>th</sup> Place	Ogden
5 <sup>th</sup> Place	Bear River
6 <sup>th</sup> Place	Cedar City
6 <sup>th</sup> Place	North Sanpete

#### 4A

1 <sup>st</sup> Place	Timpview
2 <sup>nd</sup> Place	Pine View
3 <sup>rd</sup> Place	Highland
4 <sup>th</sup> Place	Bountiful
5 <sup>th</sup> Place	Cottonwood
6 <sup>th</sup> Place	Box Elder
6 <sup>th</sup> Place	Mt. View
6 <sup>th</sup> Place	Wood Cross

#### 5A

1 <sup>st</sup> Place	Brighton
2 <sup>nd</sup> Place	Hillcrest
3 <sup>rd</sup> Place	Lone Peak
4 <sup>th</sup> Place	Bingham
5 <sup>th</sup> Place	Skyline
6 <sup>th</sup> Place	Viewmont

### BOYS TRACK

#### 1A

1 <sup>st</sup> Place	Panguitch
2 <sup>nd</sup> Place	Rich
3 <sup>rd</sup> Place	Wayne
4 <sup>th</sup> Place	Duchesne
5 <sup>th</sup> Place	Wasatch Acad.
6 <sup>th</sup> Place	Milford

#### 2A

1 <sup>st</sup> Place	Juab
2 <sup>nd</sup> Place	Richfield
3 <sup>rd</sup> Place	North Summit
4 <sup>th</sup> Place	Kanab
5 <sup>th</sup> Place	Parowan
6 <sup>th</sup> Place	Manti

#### 3A

1 <sup>st</sup> Place	Cedar
2 <sup>nd</sup> Place	Hurricane
3 <sup>rd</sup> Place	Judge
4 <sup>th</sup> Place	Park City
5 <sup>th</sup> Place	Delta
6 <sup>th</sup> Place	Logan

### TRACK (CONT.)

#### 4A

1 <sup>st</sup> Place	Box Elder
2 <sup>nd</sup> Place	Orem
3 <sup>rd</sup> Place	Timpview
4 <sup>th</sup> Place	Snow Canyon
5 <sup>th</sup> Place	Mountain View
6 <sup>th</sup> Place	Springville

#### 5A

1 <sup>st</sup> Place	Davis
2 <sup>nd</sup> Place	Fremont
3 <sup>rd</sup> Place	Skyline
4 <sup>th</sup> Place	Timpanogos
5 <sup>th</sup> Place	Riverton
6 <sup>th</sup> Place	Bingham

### GIRLS GOLF

#### 1A/2A/3A

1 <sup>st</sup> Place	Ogden
2 <sup>nd</sup> Place	Logan
3 <sup>rd</sup> Place	Park City
4 <sup>th</sup> Place	Rich
5 <sup>th</sup> Place	Morgan
6 <sup>th</sup> Place	Uintah

#### 4A/5A

1 <sup>st</sup> Place	Dixie
2 <sup>nd</sup> Place	Bonneville
3 <sup>rd</sup> Place	Skyline
4 <sup>th</sup> Place	Cottonwood
5 <sup>th</sup> Place	Murray
6 <sup>th</sup> Place	Fremont

### GIRLS TRACK

#### 1A

1 <sup>st</sup> Place	St. Joseph
2 <sup>nd</sup> Place	Monticello
3 <sup>rd</sup> Place	Panguitch
4 <sup>th</sup> Place	Duchesne
5 <sup>th</sup> Place	Piute
6 <sup>th</sup> Place	Milford

#### 2A

1 <sup>st</sup> Place	North Sevier
2 <sup>nd</sup> Place	Parowan
3 <sup>rd</sup> Place	Grand
4 <sup>th</sup> Place	Juab
5 <sup>th</sup> Place	Millard
6 <sup>th</sup> Place	North Summit

#### 3A

1 <sup>st</sup> Place	Judge Memorial
2 <sup>nd</sup> Place	Cedar
3 <sup>rd</sup> Place	Ogden
4 <sup>th</sup> Place	Hurricane
5 <sup>th</sup> Place	Delta
6 <sup>th</sup> Place	North Sanpete



# Spring Results Summary

## GIRLS TRACK (CONT.)

### 4A

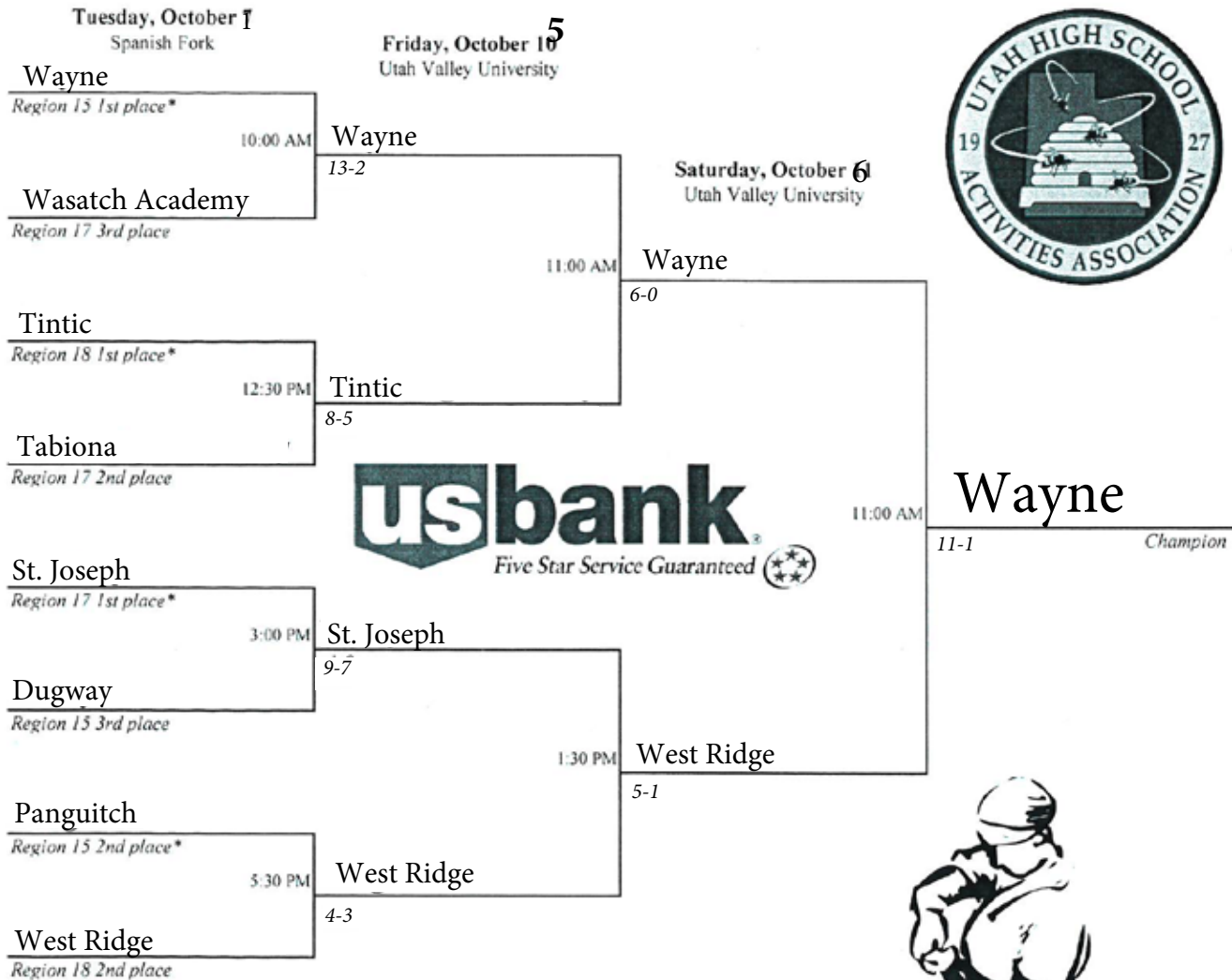
1 <sup>st</sup> Place	Mountain View
2 <sup>nd</sup> Place	Springville
3 <sup>rd</sup> Place	Wood Cross
4 <sup>th</sup> Place	Orem
5 <sup>th</sup> Place	Bountiful
6 <sup>th</sup> Place	Sky View

### 5A

1 <sup>st</sup> Place	Spanish Fork
2 <sup>nd</sup> Place	Davis
3 <sup>rd</sup> Place	Viewmont
4 <sup>th</sup> Place	Riverton
5 <sup>th</sup> Place	Lone Peak
6 <sup>th</sup> Place	Fremont

# Baseball - 1A (Fall)

## 2007 1A State Baseball Championships



\* Designated home team for quarterfinals. Thereafter, the team that has been home team the least number of times will be the home team. If both teams have been the home team the same number of times, then a coin toss will determine home team. Home team will occupy the third base dugout.





# Baseball - 2A

## 2008 2A State Baseball Championships

Sat., May 3rd

Region Sites

School may not be missed  
on Fri., May 2nd

Sat., May 3rd

Games 1-12

Thursday, May 8th

UVSC

Games 15-18

Region Sites & Utah Valley State College

May 3 & 8-10



# 2A

Gunnison  
10-0 Champion

Game 23, if  
necessary, will  
be played 20  
minutes after  
the conclusion  
of game 22.



# FARMERS

Home teams are pre-determined by seed for games 1-12. For games 13-16 home team is pre-determined. After that, the team that has been home team the least during the tournament (beginning with Game #13) will be the home team. A coin toss will determine home team if both teams have the same seed (games 9-12) or have been the home team an equal number of times (games 17-23).

Site of Region 12 #1  
Site of Region 14 #2  
Site of Region 13 #1  
Site of Region 14 #1

1	South Summit *	
	Region 14 #3 11:00	Enterprise
	Enterprise	won 4-3
	Region 13 #3	4:30 game 9
2	Gunnison *	
	Region 12 #1 1:30	Gunnison
	Millard	won 10-0
	Region 13 #5	
	Am. Leadership *	
3	Region 14 #2 10:00	South Sevier
	South Sevier	won 8-1
	Region 12 #5	3:00 game 10
	Parowan *	
4	Region 13 #2 12:30	Parowan
	North Sevier	won 11-4
	Region 12 #4	
	Richfield *	
5	Region 12 #2 10:00	Richfield
	Altamont	won 15-4
	Region 14 #4	4:00 game 11
	Beaver *	
6	Region 13 #1 1:00	Beaver
	North Summit	won 12-0
	Region 14 #5	
	Juab *	
7	Region 14 #1 10:30	Juab
	Millford	won 11-1
	Region 13 #6	3:30 game 12
	San Juan *	
8	Region 12 #3 1:00	Kanab
	Kanab	won 8-3
	Region 13 #4	

Gunnison  
won 13-3

game 15  
1:30 pm

South Sevier  
won 8-6



Richfield  
won 8-3

game 16  
11:00 am

Juab  
won 4-1



Friday, May 9th  
UVSC  
Games 19-21

Gunnison  
8-0

game 19  
11:00 am

Richfield  
won 8-3

Richfield  
4-3

game 22  
11:00 am

Richfield

game 21  
4:30 pm

Parowan  
9-2

game 20  
1:30 pm

Parowan  
6-1

game 18  
7:00pm

Kanab  
15-5

Thursday  
May 8th

Spanish Fork

Enterprise \*

game 13  
11:00am

Parowan

South Sevier

Beaver \*

game 14  
1:30pm

Kanab

\* indicates home team

RETURN TO MAIN MENU PAGE

9

MOUNTAIN AMERICA  
CREDIT UNION

# Baseball - 3A

## 2008 3A State Baseball Championships

Saturday, May 10th

Region Sites

School may not be missed on Fri. May 9th

Saturday, May 10th

Games 1-16

Thurs., May 15th

Kearns HS

Games 21-24

May 10 & 15-17

Site of Region 8 #1

Site of Region 9 #1

Site of Region 11 #1

Site of Region 10 #1

<b>Wasatch</b> *	
1 Region 10 #2 10:00 am	<b>Wasatch</b>
<b>Grantsville</b>	won 4-3
Region 11 #3	2:30 pm game 13
<b>Juan Diego</b> *	
2 Region 8 #1 12:30 pm	<b>Juan Diego</b>
<b>Ben Lomond</b>	won 17-2
Region 11 #5	game 21
<b>Cedar City</b> *	11:00 am
3 Region 9 #1 10:00 am	<b>Cedar City</b>
<b>Carbon</b>	won 11-1
Region 8 #4	2:00 pm game 14
<b>Logan</b> *	
4 Region 11 #2 10:00 am	<b>Logan</b>
<b>Uintah</b>	won 18-10
Region 10 #3	
<b>Canyon View</b> *	
5 Region 9 #2 12:15 pm	<b>Canyon View</b>
<b>Delta</b>	won 15-2
Region 8 #3	4:45 pm game 15
<b>Bear River</b> *	
6 Region 11 #1 10:00 am	<b>Union</b>
<b>Union</b>	won 4-2
Region 10 #4	
<b>Judge Memorial</b> *	
7 Region 10 #1 10:00 am	<b>Judge Memorial</b>
<b>Morgan</b>	won 13-0
Region 11 #4	4:00 pm game 16
<b>Emery</b> *	
8 Region 8 #2 1:00 pm	<b>Park City</b>
<b>Park City</b>	won 10-5
Region 10 #5	

Juan Diego

won 12-2

Friday, May 16th

Kearns HS

Games 25-28

Juan Diego

10-5



game 27  
4:30 pm

**Canyon View** \*

won 8-2

game 22  
1:30 pm

**Judge Memorial**

won 12-1

Judge Memorial

3-2



Judge Memorial

10-0

game 30  
11:30 am  
Sat., May 17th

Judge Memorial  
6-2 Champion

Game 31, if necessary, will be played 20 minutes after the conclusion of game 30.

Thur. May 15, Games 17-24

Copper Hills, T'ville & Kearns

**Park City** \*

<b>Grantsville</b> 11:00am CH 17	
9 2:30 pm	<b>Grantsville</b>
<b>Ben Lomond</b>	won 11-1
<b>Carbon</b>	11:00am THS 18
10 2:00 pm	<b>Carbon</b>
<b>Uintah</b>	won 15-4
<b>Logan</b> *	
<b>Delta</b> 1:30pm CH 19	<b>Bear River</b>
11 2:30 pm	<b>Bear River</b>
<b>Bear River</b>	won 15-0
<b>Morgan</b> 1:30pm THS 20	<b>Wasatch</b> *
12 4:00 pm	<b>Emery</b>
<b>Emery</b>	won 15-10

**Cedar City**

7-4

game 25

11:00 am

**Grantsville**

7-2

game 23

4:30 @ Kearns

**Union**

15-10

game 28

7:00 pm

**Bear River**

2-0

game 26

1:30 pm

**Bear River**

12-2

game 24

7:00 @ Kearns

**Wasatch**

2-1

game 27

4:30 pm

**Canyon View**

**Cedar City**

5-1

game 29

9:00 am

Sat., May 17th

**Bear River**

8-5

game 28

7:00 pm

**Bear River**

10-0

\* indicates home team

RETURN TO MAIN MENU PAGE

10

MOUNTAIN AMERICA  
CREDIT UNION

3A

Judge Memorial  
6-2 Champion

FARMERS



# Baseball - 4A

## 2008 4A State Baseball Championships

Tuesday, May 13th

Home Sites

Games 1-8

Wednesday, May 14th

Home Sites

Games 9-16

Home Sites, Kearns HS & Utah Valley State College

May 13-14 & 19-23



# 4A

Cottonwood  
Champion

Game 1 - 6-1 (9)  
Game 2 - 6-2

Game 31, if  
necessary, will  
be played at  
5:00 pm.



# FARMERS



\* indicates home team

<b>Cyprus</b> *	
1 Region 6 #2 4:00pm	<b>Cyprus</b>
<b>Springville</b>	9-5
Region 7 #3	4:00pm game 13
<b>Box Elder</b> *	
2 Region 5 #1 4:00pm	<b>Box Elder</b> *
<b>Granger</b>	5-4
Region 6 #4	
<b>Dixie</b> *	
3 Region 9 #1 4:00pm	<b>Dixie</b> *
<b>Olympus</b>	6-2
Region 6 #5	4:00pm game 14
<b>Orem</b> *	
4 Region 7 #2 4:00pm	<b>Orem</b>
<b>Mountain Crest</b>	8-5
Region 5 #3	
<b>Pine View</b> *	
5 Region 9 #2 4:00pm	<b>Pine View</b>
<b>Murray</b>	12-4
Region 6 #3	4:00pm game 15
<b>Mountain View</b> *	
6 Region 7 #1 4:00pm	<b>Mountain View</b> *
<b>Bonneville</b>	12-5
Region 5 #5	
<b>Cottonwood</b> *	
7 Region 6 #1 4:00pm	<b>Cottonwood</b> *
<b>Bountiful</b>	5-1
Region 5 #4	4:00pm game 16
<b>Sky View</b> *	
8 Region 5 #2 4:00pm	<b>Payson</b>
<b>Payson</b>	7-3
Region 7 #4	

Games 25-27 Kearns HS

Cyprus

	<b>Payson</b> *	
<b>Springville</b> *	Mon. 11:00am 17	<b>Springville</b>
9 4:00pm	<b>Springville</b>	2-0
<b>Granger</b>	17-0	game 23
	<b>Mountain View</b> *	1:30 pm
<b>Olympus</b>	Mon. 1:30pm 18	<b>Mtn. Crest</b>
10 4:00pm	<b>Mountain Crest</b>	5-1 (10)
<b>Mountain Cr</b> *	10-3	
	<b>Orem</b> *	
<b>Murray</b> *	Mon. 4:30pm 19	<b>Orem</b>
11 4:00pm	<b>Bonneville</b>	10-0
<b>Bonneville</b>	5-3	game 24
	<b>Box Elder</b> *	11:00 am
<b>Bountiful</b>	Mon. 7:00pm 20	<b>Box Elder</b>
12 4:00pm	<b>Sky View</b>	6-4
<b>Sky View</b> *	3-2	

Home teams are pre-determined by seed for games 1-16. For games 17-22 home team is pre-determined. After that, the team that has been home team the least during the tournament (beginning with Game #17) will be the home team. A coin toss will determine home team if both teams have the same seed (games 9-16) or have been the home team an equal number of times (games 23-31).

Tues., May 20th

Kearns HS

Games 21-24

Cyprus \*

10-9

game 21  
4:30 pm

Dixie

6-0

Pine View \*

10-4

game 22  
7:00 pm

Cottonwood

10-0

Thurs., May 22nd

UVSC

Games 28-29

Dixie

8-3

game 28  
11:00 am

Cottonwood

13-8

Cottonwood

game 29  
1:30 pm

Springville

5-3

game 30  
11:00 am  
Friday, May 23rd

Cottonwood  
12-11 (8)

game 27  
7:00 pm  
Wednesday

Pine View

10-8

Pine View

game 26  
Wed. 4:00 pm

Orem

8-1

Orem

8-1

Box Elder

6-4

Box Elder

6-4

Box Elder

6-4

Box Elder

6-4

Box Elder

6-4

Box Elder

6-4

Box Elder

6-4

RETURN TO MAIN MENU PAGE

11

MOUNTAIN AMERICA  
CREDIT UNION

# Baseball - 5A

## 2008 5A State Baseball Championships

Tuesday, May 13th

Home Sites

Games 1-8

<b>Bingham</b> *	
1 Region 3 #2	4:00pm
<b>Brighton</b>	
Region 2 #3	
<b>Lone Peak</b> *	
2 Region 4 #1	4:00pm
<b>Fremont</b>	
Region 1 #4	
<b>Viewmont</b> *	
3 Region 1 #1	4:00pm
<b>Timpanogos</b>	
Region 4 #4	
<b>Alta</b> *	
4 Region 2 #2	4:00pm
<b>West Jordan</b>	
Region 3 #3	
<b>Northridge</b> *	
5 Region 1 #2	4:00pm
<b>American Fork</b>	
Region 4 #3	
<b>Taylorsville</b> *	
6 Region 2 #1	4:00pm
<b>Copper Hills</b>	
Region 3 #4	
<b>Riverton</b> *	
7 Region 3 #1	4:00pm
<b>Weber</b>	
Region 1 #5	
<b>Spanish Fork</b> *	
8 Region 4 #2	4:00pm
<b>Layton</b>	
Region 1 #3	

Games 17-20 UVSC

<b>Layton</b> *	
9 <b>Brighton</b> *	Mon. 11:00am 17
4:00pm	
<b>Fremont</b>	
6-5	
<b>American Fork</b> *	
10 <b>Viewmont</b> *	Mon. 1:30pm 18
4:00pm	
<b>Viewmont</b>	
15-13	
<b>West Jordan</b>	
<b>Alta</b> *	
11 <b>Northridge</b> *	Mon. 4:30pm 19
4:00pm	
<b>Copper Hills</b>	
6-4	
<b>Copper Hills</b>	
<b>Lone Peak</b> *	
12 <b>Weber</b>	Mon. 7:00pm 20
4:00pm	
<b>Spanish Fork</b>	
<b>Spanish Fork</b> *	2-0

Wednesday, May 14th

Home Sites

Games 9-16

<b>Bingham</b>	
10-0	
4:00pm	game 13
<b>Lone Peak</b> *	
16-9	
<b>Timpanogos</b>	
12-1	
4:00pm	game 14
<b>Alta</b> *	
5-1	
<b>American Fork</b>	
14-4	
4:00pm	game 15
<b>Taylorsville</b> *	
12-2	
<b>Riverton</b> *	
9-6	
4:00pm	game 16
<b>Layton</b>	
4-3	

Games 25-27 UVSC

<b>Bingham</b>	
game 25	
Wed. 1:30 pm	
<b>Layton</b>	
9-7	
<b>Taylorsville</b>	
game 26	
Wed. 4:00 pm	
<b>Alta</b>	
5-4	

Tues., May 20th

UVSC

<b>Bingham</b> *	
8-6	
game 21	
4:30 pm	
<b>Timpanogos</b>	
7-3	



<b>Taylorsville</b> *	
18-6	
game 22	
7:00 pm	
<b>Riverton</b>	
9-0	

Home Sites & Utah Valley State College

May 13-14 & 19-23

Thurs., May 22nd

UVSC

Games 28-29

<b>Timpanogos</b>	
9-3	

game 28	
4:30 pm	

<b>Riverton</b>	
3-1	



Riverton

game 29	
7:00 pm	

<b>Bingham</b>	
13-5	



<b>Timpanogos</b>	
6-5	

game 30	
1:30 pm	
Friday, May 23rd	

# 5A

Timpanogos  
8-4 Champion

Game 31, if necessary, will be played 20 minutes after the conclusion of game 30 or at 8:00 pm depending on the 4A.



# FARMERS

\* indicates home team



Home teams are pre-determined by seed for games 1-16. For games 17-22 home team is pre-determined. After that, the team that has been home team the least during the tournament (beginning with Game #17) will be the home team. A coin toss will determine home team if both teams have the same seed (games 9-16) or have been the home team an equal number of times (games 23-31).





# Basketball - Boys 1A

## 2008 1A State Boys Basketball Championships

Sevier Valley Center - Richfield - February 27-March 1

Wednesday, February 27

game #1 10:00am	<b>Panguitch*</b> Region 15 2nd place <del>G. River/Mt. Vernon</del>
game #2 11:30am	<b>Rich*</b> Region 16 1st place <del>Wasatch/J.B. Valley</del>
game #3 1:00pm	<b>Christian Heritage*</b> Region 17 1st place <del>Escalante/Monito</del>
game #4 2:30pm	<b>Monticello*</b> Region 19 2nd place <del>Wendover</del>
game #5 4:00pm	<b>Whitehorse*</b> Region 19 1st place <del>West Ridge/Piute</del>
game #6 5:30pm	<b>Dugway*</b> Region 18 1st place <del>Tabiona/Valley</del>
game #7 7:00pm	<b>Wayne*</b> Region 15 1st place <del>St. Joseph/Meridian</del>
game #8 8:30pm	<b>Duchesne*</b> Region 16 2nd place <del>ICS</del>

Thursday, February 28

Panguitch	88-42
Rich	68-38
Escalante	59-45
Monticello	76-40
Piute	59-52
Tabiona	49-34
Wayne	50-23
Duchesne	33-26
Green River	66-61
Bryce Valley	66-61
Christian Heritage	74-43
Wendover	74-43
Whitehorse	76-59
Dugway	76-59
St. Joseph	67-52
ICS	49-43

Friday, February 29

Rich	48-38
Escalante	76-42
Piute	42-34
Wayne	55-47
Panguitch	62-42
Monticello	62-42
Tabiona	42-36
Duchesne	42-36
Green River	66-61
Bryce Valley	66-61
Christian Heritage	63-45
Wendover	74-43
Whitehorse	76-59
Dugway	76-59
St. Joseph	67-52
ICS	49-43

Saturday, March 1

Escalante	50-48
Escalante	48-42
Piute	39-34
Piute	39-34
Rich	54-40
Wayne	54-40
Panguitch	62-42
Monticello	62-42
Tabiona	66-62
Duchesne	42-36
Green River	66-61
Bryce Valley	66-61
Christian Heritage	63-45
Wendover	74-43
Whitehorse	76-59
Dugway	76-59
St. Joseph	67-52
ICS	49-43



Escalante

48-42 **Champion**

Piute

2nd Place



**FARMERS**

Rich

Wayne

Rich

54-40 **3rd Place**

Wayne

4th Place

Tabiona

66-62 **5th Place**

Panguitch

7th Place

**SPALDING**

Whitehorse

64-61 **6th Place**

Christian Heritage

8th Place



# Basketball - Boys 2A

## 2008 2A State Boys Basketball Championships

Sevier Valley Center - Richfield - February 21, 22 & 23



Friday, February 15

Snow College/Single Elim. Thursday, February 21

Layton Christian\*

Region 14 3rd place

9:00am Enterprise

Region 13 3rd place

South Sevier\*

Region 12 1st place

10:30am Beaver

Region 13 5th place

Rowland Hall\*

Region 14 2nd place

12:00 noon Gunnison

Region 12 5th place

Parowan\*

Region 13 2nd place

1:30pm San Juan

Region 12 4th place

Richfield\*

Region 12 2nd place

3:30pm Am. Leadership

Region 14 4th place

Millard\*

Region 13 1st place

5:00pm South Summit

Region 14 5th place

North Summit\*

Region 14 1st place

6:30pm North Sevier

Region 12 6th place

Manti\*

Region 12 3rd place

8:00pm Kanab

Region 13 4th place

Layton Christian\*

won 84-65

game #1 9:30am

South Sevier

won 70-42

Rowland Hall\*

won 59-44

game #2 11:10am

Parowan

won 57-55 (OT)

Richfield\*

won 58-44

game #3 12:50pm

Millard

won 60-55

North Summit\*

won 85-64

game #4 2:30pm

Manti

won 64-55

Friday, February 22

South Sevier

93-69

game #5 7:30pm

Parowan

48-20

Richfield

52-48

game #6 9:10pm

Manti

61-56

Saturday, February 23

Parowan

57-55

7:30pm

Manti

58-49

Champion

Parowan

2nd Place

Manti

54-41

**usbank**  
Five Star Service Guaranteed

South Sevier

Saturday 3:00pm

Richfield

South Sevier

59-36

Richfield

3rd Place

4th Place



**FARMERS**

**SPALDING**

Layton Christian

Friday 4:10pm

Rowland Hall

Layton Christian \*

64-62 OT

Saturday 11:40am

Millard

Friday 5:50pm

North Summit

North Summit

75-60

North Summit

74-60

5th Place

Layton Christian

6th Place



\*indicates home team





# Basketball - Boys 3A

## 2008 3A State Boys Basketball Championships

E Center - February 21, 22 & 23

Saturday, February 16

Home Sites/Single Elim. Thursday, February 21

**Wasatch\***

Region 10 2nd place

**Morgan**

Region 11 3rd place

**Delta\***

Region 8 1st place

**Grantsville**

Region 11 5th place

**Cedar City\***

Region 9 1st place

**Emery**

Region 8 4th place

**Logan\***

Region 11 2nd place

**Union**

Region 10 3rd place

**Canyon View\***

Region 9 2nd place

**Juan Diego**

Region 8 3rd place

**Bear River\***

Region 11 1st place

**Park City**

Region 10 4th place

**Judge Memorial\***

Region 10 1st place

**Ogden**

Region 11 4th place

**North Sanpete\***

Region 8 2nd place

**Uintah**

Region 10 5th place

**Wasatch\***

won 79-63

game #1 9:30am

**Delta**

won 63-56

**Cedar City\***

won 59-35

game #2 11:10am

**Logan**

won 67-63

**Canyon View\***

won 49-35

game #3 12:50pm

**Bear River**

won 63-43

**Judge Memorial\***

won 78-54

game #4 2:30pm

**Uintah**

won 63-60

\*Indicates home team

Friday, February 22

Wasatch \*

56-44

game #5 7:30pm

Logan

55-49

Bear River \*

50-40

game #6 9:10pm

Judge Memorial

68-54

Saturday, February 23

Wasatch \*

55-40

7:20pm

Judge Memorial

77-65

Champion

Wasatch

2nd Place

Judge Memorial

53-44

**usbank.**

Five Star Service Guaranteed

Logan

Saturday 3:00pm

Bear River

Bear River

61-50

Logan

3rd Place

4th Place



**FARMERS**

**SPALDING**

Delta

Friday 1:10pm

Cedar City

Delta

61-43

Saturday 11:40am

Canyon View

Friday 6:00pm

Uintah

Canyon View

59-54

Delta

47-40

5th Place

Canyon View

6th Place



# Basketball - Boys 4A

## 2008 4A State Boys Basketball Championships

Dee Events Center - Weber State University - Feb. 26, 28, 29 & March 1



Tuesday, February 26

Thursday, February 28

Friday, February 29

Saturday, March 1

<b>Murray*</b> 54 <i>Region 6 2nd place</i>		Murray 46 *		Bountiful 55 *	
9:30am <b>Springville</b> 48 <i>Region 7 3rd place</i>			4:00pm		
<b>Bountiful*</b> 73 <i>Region 5 1st place</i>		Bountiful 58			
11:10am <b>Granger</b> 63 <i>Region 6 4th place</i>				6:00pm	Bountiful 42 *
<b>Snow Canyon*</b> 76 <i>Region 9 1st place</i>		Snow Canyon 61*			
12:50pm <b>Cottonwood/West</b> 54 <i>Region 6 5th place</i>			2:20pm	Timpview 49	
<b>Timpview*</b> 71 <i>Region 7 2nd place</i>		Timpview 67			
2:30pm <b>Roy</b> 48 <i>Region 5 3rd place</i>					
<b>Pine View*</b> 51 <i>Region 9 2nd place</i>		Pine View 39 *			
4:10pm <b>Highland</b> 48 <i>Region 6 3rd place</i>			12:40pm	Provo 56 *	
<b>Provo*</b> 61 <i>Region 7 1st place</i>		Provo 50			
5:50pm <b>Sky View</b> 47 <i>Region 5 5th place</i>				7:40pm	Provo 45
<b>Olympus*</b> 56 <i>Region 6 1st place</i>		Woods Cross 36 *			
7:30pm <b>Woods Cross</b> 57 <i>Region 5 4th place</i>			11:00am	Mountain Crest 44	
<b>Mountain Crest*</b> 61 <i>Region 5 2nd place</i>		Mountain Crest 57			
9:10pm <b>Mountain View</b> 51 <i>Region 7 4th place</i>					

\* indicates home team



FARMERS



SPALDING







## 2008 1A State Girls Basketball Championships

**Saturday, February 16**



game #1 10:00am	<b>Bryce Valley</b> Region 15 2nd place <b>Whitehorse/St. Luth.</b> Region 19 #3 or 17 #5	Bryce Valley 47-25	*
game #2 11:30am	<b>Rich</b> Region 16 1st place <b>Dugway/West Ridge</b> Region 18 #3 or 17 #4	Rich 59-24	
game #3 1:00pm	<b>ICS</b> Region 17 1st place <b>Wayne/Patriot</b> Region 15 #3 or 16 #4	ICS 45-34	*
game #4 2:30pm	<b>Monticello</b> Region 19 2nd place <b>Meridian/Milford</b> Region 18 #2 or 15 #6	Monticello 43-13	
game #5 4:00pm	<b>Green River</b> Region 19 1st place <b>Ch. Heritage/Valley</b> Region 17 #3 or 15 #4	Green River 39-36	*
game #6 5:30pm	<b>Wendover</b> Region 18 1st place <b>Buchanan/Panguitch</b> Region 16 #3 or 15 #5	Panguitch 47-33	
game #7 7:00pm	<b>Piute</b> Region 15 1st place <b>Mon. Valley/Tintic</b> Region 19 #4 or 18 #4	Piute 54-36	*
game #8 8:30pm	<b>Altamont</b> Region 16 2nd place <b>St. Joseph</b> Region 17 2nd place	St. Joseph 52-45	

Rich  
43-35

---

Game #13 6:00pm

ICS  
51-50 OT



Panguitch	★
42-34	
<hr/>	
game #14 7:30pm	
Piute	
68-41	

Rich 42-30	
	5:00pm
Piute 45-36	

5:00pm	Rich
	57-43 <i>Champion</i>
	Piute
	<i>2nd Place</i>




FARMERS'	
Open	ICS
43-38 OT	3rd Place
Pangutch	

<i>Saturday 3:00pm</i>	ICS
Panguitch	43-38 OT <i>3rd Place</i>
	Panguitch
Bryce Valley *	<i>4th Place</i>
49-35	
<i>Saturday 1:30pm</i>	Bryce Valley
	51-30 <i>5th Place</i>
Green River	
46-37	Green River
	<i>7th Place</i>

Bryce Valley	
Monticello	Bryce Valley 49-35
Green River*	
St. Joseph	Green River 46-37

Whitehorse	Thursday 2:30pm	Whitehorse
Dugway		Friday 1:30pm
Wayne	Thursday 10:00am	Wayne
Meridian		
Valley	Thursday 11:30am	Valley
Wendover		Friday 3:00pm
Tintic	Thursday 1:00pm	Altamont
Altamont		

Wayne	
44-33	
Saturday 12:00 noon	Wayne 38-35 <i>6th Place</i>
Altamont	Altamont <i>8th Place</i>





# Basketball - Girls 2A

## 2008 2A State Girls Basketball Championships

Sevier Valley Center - Richfield - February 21, 22 & 23

Thursday, February 14

Snow College/Single Elim. Thursday, February 21

Juab\*

Region 14 3rd place

9:00am Enterprise

Region 13 3rd place

Richfield\*

Region 12 1st place

10:30am Kanab

Region 13 5th place

Am. Leadership\*

Region 14 2nd place

12:00 noon Grand County

Region 12 5th place

Millard\*

Region 13 2nd place

1:30pm Gunnison

Region 12 4th place

North Sevier\*

Region 12 2nd place

3:30pm South Summit

Region 14 4th place

Beaver\*

Region 13 1st place

5:00pm Rowland Hall

Region 14 5th place

North Summit\*

Region 14 1st place

6:30pm San Juan

Region 12 6th place

South Sevier\*

Region 12 3rd place

8:00pm Parowan

Region 13 4th place

Juab\*

won 45-36

game #1 4:10pm

Richfield

won 62-38

American Leadership\*

won 71-58

game #2 5:50pm

Millard

won 61-48

North Sevier\*

won 54-26

game #3 7:30pm

Beaver

won 54-37

North Summit\*

won 55-36

game #4 9:10pm

South Sevier

won 48-41

\*indicates home team

Friday, February 22

Richfield

63-44

game #5 12:50pm

Millard

47-25

North Sevier

48-39

game #6 2:30pm

South Sevier

56-36

Saturday, February 23

Richfield

47-40

5:00pm

South Sevier

56-27

Champion

Richfield

2nd Place

Millard

Saturday 1:20pm

North Sevier

North Sevier

66-36

3rd Place

Millard

4th Place

North Summit

46-41

5th Place

Juab

6th Place

66-66

76-66

37-30

11:10am

10:00am

9:30am

9:10am

8:30am

7:50am

7:10am

6:30am

5:50am

5:10am

4:30am

3:50am

3:10am

2:30am

1:50am

1:10am

12:30am

11:50am

11:10am

10:30am

9:50am

9:10am

8:30am

7:50am

7:10am

6:30am

5:50am

5:10am

4:30am

3:50am

3:10am

2:30am

1:50am

1:10am

12:30am

11:50am

11:10am

10:30am

9:50am

9:10am

8:30am

7:50am

7:10am

6:30am

5:50am

5:10am

4:30am

3:50am

3:10am

2:30am

1:50am

1:10am

12:30am

11:50am

11:10am

10:30am

9:50am

9:10am

8:30am

7:50am

7:10am

6:30am

5:50am

5:10am

4:30am

3:50am

3:10am

2:30am

1:50am

1:10am

12:30am

11:50am

11:10am

10:30am

9:50am

9:10am

8:30am

7:50am

7:10am

6:30am

5:50am

5:10am

4:30am

3:50am

3:10am

2:30am

1:50am

1:10am

12:30am

11:50am

11:10am

10:30am

9:50am

9:10am

8:30am

7:50am

7:10am

6:30am

5:50am

5:10am

4:30am

3:50am

3:10am

2:30am

1:50am

1:10am

12:30am

11:50am

11:10am

10:30am

9:50am

9:10am

8:30am

7:50am

7:10am

6:30am

5:50am

5:10am

4:30am

3:50am

3:10am

2:30am

1:50am

1:10am

12:30am

11:50am

11:10am

10:30am

9:50am

9:10am

8:30am

7:50am

7:10am

6:30am

5:50am

5:10am

4:30am

3:50am

3:10am

2:30am

1:50am

1:10am

12:30am

11:50am

11:10am

10:30am

9:50am

9:10am

8:30am

7:50am

7:10am

6:30am

5:50am

5:10am

4:30am

3:50am

3:10am

2:30am

1:50am

1:10am

12:30am

11:50am

11:10am

10:30am

9:50am

9:10am

8:30am

7:50am

7:10am

6:30am

5:50am

5:10am

4:30am

3:50am

3:10am

2:30am

1:50am

1:10am

12:30am

11:50am

11:10am

10:30am

9:50am

9:10am

8:30am

7:50am

7:10am

6:30am

5:50am

5:10am

4:30am

3:50am

3:10am

2:30am

1:50am

1:10am

12:30am

11:50am

# Basketball - Girls 3A

## 2008 3A State Girls Basketball Championships

E Center - February 21, 22 & 23

Friday, February 15  
Home Sites/Single Elim.

**Judge Memorial\***

Region 10 2nd place

**Bear River**

Region 11 3rd place

**Emery\***

Region 8 1st place

**Ogden**

Region 11 5th place

**Canyon View\***

Region 9 1st place

**North Sanpete**

Region 8 4th place

**Morgan\***

Region 11 2nd place

**Park City**

Region 10 3rd place

**Hurricane\***

Region 9 2nd place

**Delta**

Region 8 3rd place

**Grantsville\***

Region 11 1st place

**Union**

Region 10 4th place

**Wasatch\***

Region 10 1st place

**Logan**

Region 11 4th place

**Carbon\***

Region 8 2nd place

**Uintah**

Region 10 5th place

\*indicates home team



Thursday, February 21

**Judge Memorial\***

won 36-33

game #1 4:10pm

**Emery**

won 53-29

**Canyon View\***

won 56-31

game #2 5:50pm

**Morgan**

won 60-32

**Hurricane\***

won 69-34

game #3 7:30pm

**Grantsville**

won 55-35

**Wasatch\***

won 59-32

game #4 9:10pm

**Carbon**

won 46-34

Friday, February 22

**Judge Memorial\***

61-58

game #5 12:50pm

**Morgan**

43-39

**Hurricane**

61-47

game #6 2:30pm

**Wasatch**

34-31

Saturday, February 23

**Judge Memorial\***

46-38 OT

5:00pm

**Wasatch**

55-49

Champion

**Judge Memorial**

2nd Place

**Wasatch**

63-50

**usbank.**  
Five Star Service Guaranteed

**Morgan**

Saturday 1:20pm

**Hurricane**

**Morgan**

68-55

3rd Place

**Hurricane**

4th Place



**FARMERS**

**SPALDING**

**Emery**

Friday 9:30am

**Canyon View**

**Canyon View**

44-30

Saturday 10:00am

**Grantsville**

Friday 11:10am

**Carbon**

**Carbon**

50-45

**Canyon View**

32-31

5th Place

**Carbon**

6th Place

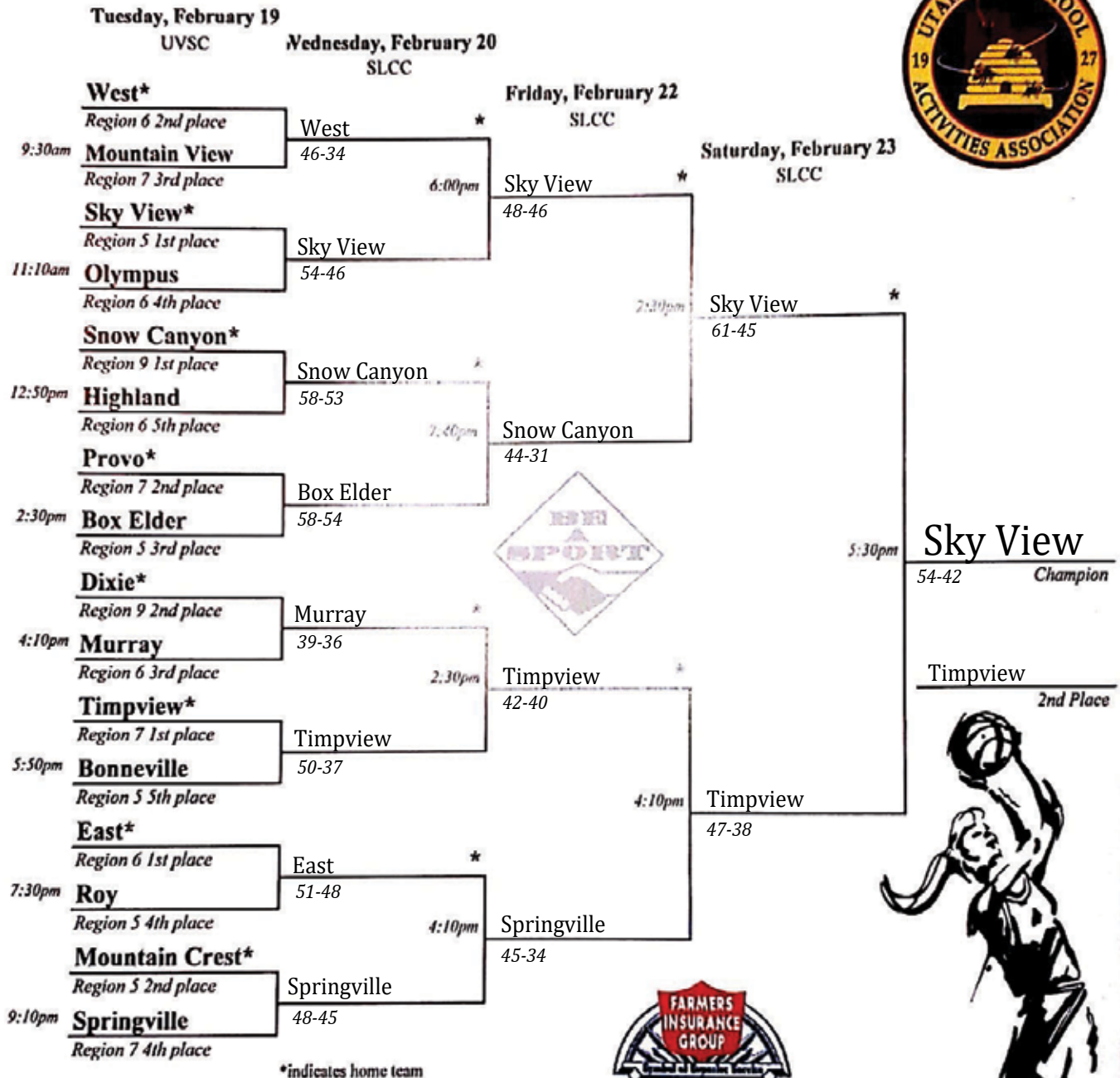




# Basketball - Girls 4A

## 2008 4A State Girls Basketball Championships

Utah Valley State College & Salt Lake Community College - February 19, 20, 22 & 23



FARMERS

SPALDING



# Basketball - Girls 5A

## 2008 5A State Girls Basketball Championships

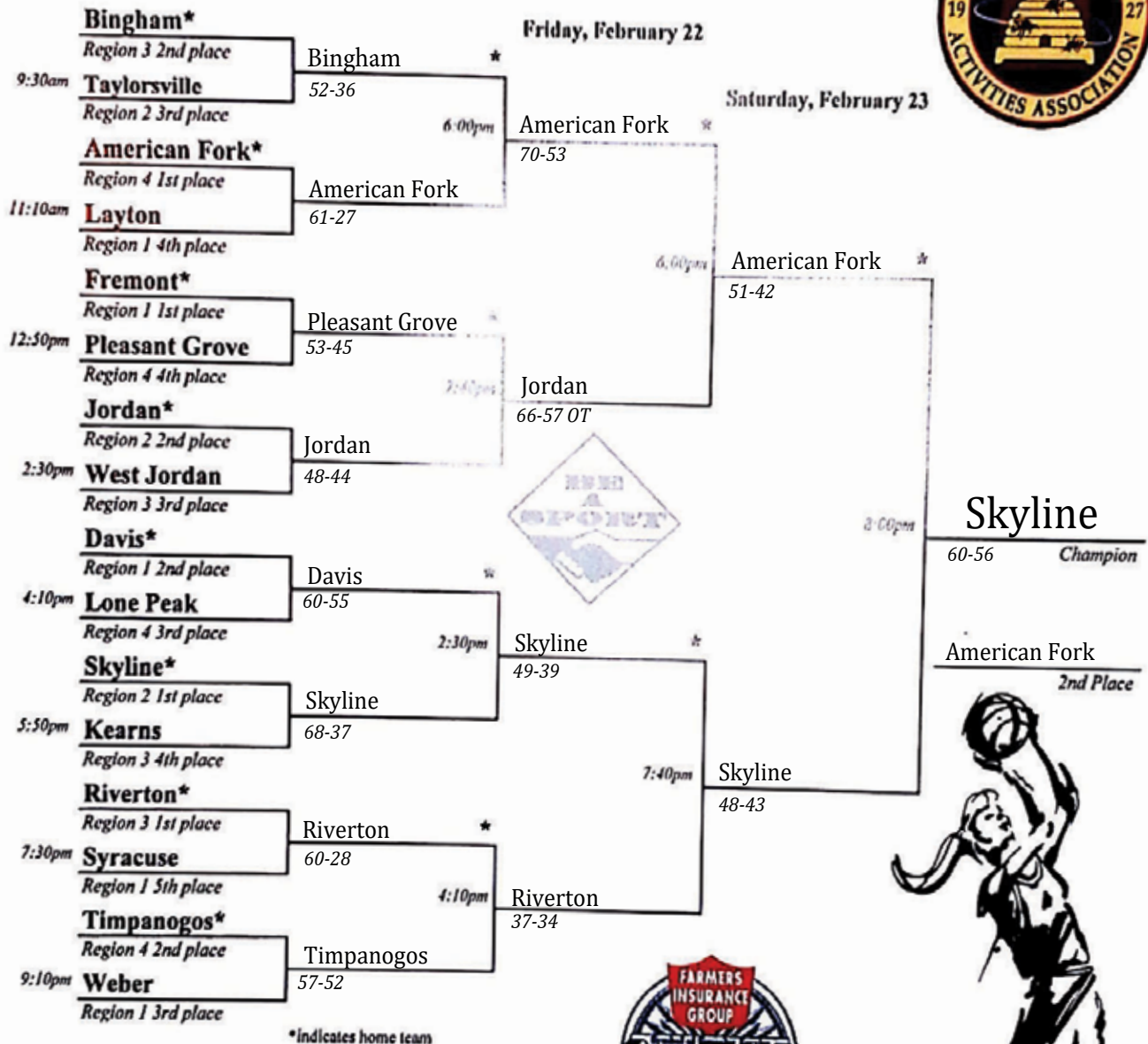
Salt Lake Community College - February 19, 21, 22 & 23

Tuesday, February 19

Thursday, February 21

Friday, February 22

Saturday, February 23



FARMERS

SPALDING





# Cross Country - 1A

## 1A Girls

Place	Team	Places	Score
1.	St. Joseph CHS	2, 3, 4, 8, 16	33
2.	Milford HS	5, 7, 9, 12, 13	46
3.	Monticello HS	1, 10, 19, 20, 22	72
4.	Panguitch HS	6, 18, 21, 27, 36	108
5.	Wayne HS	11, 17, 24, 29, 35	116
6.	Duchesne HS	28, 30, 31, 41, 46	176
7.	Piute HS	26, 34, 37, 40, 42	179

## 1A Boys

Place	Team	Places	Score
1.	St. Joseph CHS	4, 10, 11, 14, 22	61
2.	Piute HS	8, 15, 16, 17, 29	85
3.	Panguitch HS	2, 5, 18, 43, 44	112
4.	Escalante HS	7, 12, 25, 35, 38	117
5.	Milford HS	9, 20, 23, 26, 40	118
6.	Rich HS	6, 21, 28, 33, 39	127
7.	Monticello HS	3, 24, 32, 48, 51	158
8.	Wasatch Academy	1, 19, 45, 69, 72	206
9.	Oakley HS	13, 31, 47, 59, 64	214
10.	Altamont HS	30, 34, 36, 58, 62	220
11.	Whitehorse HS	27, 50, 56, 63, 70	266

For Individual Event Results Click [HERE](#)

# Cross Country - 2A

## 2A Girls

Place	Team	Places	Score
1.	Millard HS	4, 8, 9, 10, 19	50
2.	North Sevier HS	3, 6, 11, 16, 17	53
3.	Grand County HS	1, 13, 15, 29, 31	89
4.	Parowan HS	5, 12, 18, 26, 48	109
5.	North Summit HS	14, 21, 23, 30, 32	120
6.	San Juan HS	2, 22, 27, 36, 38	125
7.	Enterprise HS	7, 34, 40, 43, 49	173
8.	South Summit HS	20, 25, 39, 45, 46	175

## 2A Boys

Place	Team	Places	Score
1.	Parowan HS	4, 5, 6, 18, 23	56
2.	Richfield HS	7, 8, 15, 16, 19	65
3.	Juab HS	3, 12, 13, 20, 27	75
4.	Rowland Hall-St. Mark's	11, 17, 21, 26, 32	107
5.	North Summit HS	2, 9, 25, 42, 49	127
6.	Manti HS	1, 24, 35, 39, 53	152
7.	North Sevier HS	10, 22, 44, 45, 48	169
8.	Millard HS	14, 36, 37, 41, 47	175
9.	Enterprise HS	28, 29, 43, 50, 54	204

For Individual Event Results Click [HERE](#)

# Cross Country - 3A

## 3A Girls

Place	Team	Places	Score
1.	Cedar HS	6, 9, 11, 14, 22 (29)	62
2.	Judge Memorial CHS	1, 10, 16, 17, 18 (48)	62
3.	Park City HS	4, 13, 15, 21, 23	76
4.	Ogden HS	2, 3, 27, 35, 37	104
5.	North Sanpete HS	7, 8, 25, 31, 39	110
6.	Logan HS	5, 19, 28, 34, 55	141
7.	Canyon View HS	24, 33, 49, 50, 54	210
8.	Delta HS	20, 40, 60, 62, 65	247
9.	Grantsville HS	26, 52, 53, 59, 70	260
10.	Juan Diego CHS	36, 43, 44, 74, 79	276
11.	Uintah HS	46, 63, 67, 68, 73	317
12.	Emery HS	45, 47, 69, 78, 88	327
13.	Ben Lomond HS	12, 64, 80, 84, 94	334
14.	Wasatch HS	56, 66, 77, 89, 90	378

## 3A Boys

Place	Team	Places	Score
1.	Ogden HS	5, 6, 8, 19, 25	63
2.	Park City HS	11, 13, 14, 17, 20	75
3.	Cedar HS	3, 9, 28, 31, 33	104
4.	Bear River HS	2, 15, 27, 39, 42	125
5.	Judge Memorial CHS	1, 16, 23, 32, 54	126
6.	Uintah HS	12, 21, 22, 40, 41	136
7.	North Sanpete HS	7, 30, 34, 35, 37	143
8.	Grantsville HS	10, 18, 49, 50, 52	179
9.	Hurricane HS	4, 24, 43, 51, 60	182
10.	Emery HS	26, 38, 47, 69, 85	265
11.	Wasatch HS	36, 56, 57, 58, 61	268
12.	Carbon HS	29, 66, 73, 87, 93	348
13.	Logan HS	45, 67, 83, 84, 89	368
14.	Delta HS	71, 77, 78, 82, 88	396

For Individual Event Results Click [HERE](#)

# Cross Country - 4A

## 4A Girls

Place	Team	Places	Score
1.	Mountain View HS	2, 3, 10, 14, 18	47
2.	Mountain Crest HS	7, 9, 11, 13, 21	61
3.	Orem HS	1, 4, 12, 16, 31	64
4.	Springville HS	6, 23, 27, 40, 42	138
5.	Timpview HS	5, 28, 33, 51, 52	169
6.	Woods Cross HS	15, 19, 36, 54, 66	190
7.	Highland HS	8, 20, 47, 75, 81	231
8.	Tooele HS	38, 49, 55, 58, 60	260
9.	Sky View HS	24, 26, 63, 65, 85	263
10.	East HS	17, 41, 59, 61, 91	269
11.	Dixie HS	29, 32, 72, 82, 83	298
T-12.	Roy HS	30, 39, 78, 79, 87	313
T-12.	Snow Canyon HS	34, 48, 62, 73, 96	313
14.	Bonneville HS	35, 50, 74, 80, 92	331
15.	Murray HS	45, 53, 69, 88, 89	344
16.	West HS	44, 70, 77, 93, 95	379
17.	Cottonwood HS	104, 112, 113, 117, 119	565
18.	Olympus HS	115, 116, 118, 120, 122	591

## 4A Boys

Place	Team	Places	Score
1.	Timpview HS	1, 4, 11, 14, 19	49
2.	Mountain View HS	3, 5, 8, 12, 33	61
3.	Mountain Crest HS	2, 6, 9, 10, 39	66
4.	Orem HS	16, 22, 26, 28, 31	123
5.	Springville HS	7, 27, 29, 38, 74	175
6.	Provo HS	18, 32, 40, 42, 52	184
7.	Highland HS	15, 17, 24, 64, 75	195
8.	East HS	20, 34, 45, 47, 53	199
9.	Roy HS	30, 37, 62, 63, 87	279
10.	Woods Cross HS	23, 46, 51, 83, 89	292
11.	West HS	13, 67, 76, 78, 86	320
12.	Pine View HS	57, 61, 68, 69, 72	327
13.	Murray HS	36, 44, 70, 95, 102	347
14.	Sky View HS	48, 65, 77, 82, 85	357
15.	Box Elder HS	54, 66, 71, 81, 90	362
16.	Cottonwood HS	25, 60, 92, 93, 99	369
17.	Dixie HS	94, 100, 105, 107, 114	520
18.	Olympus HS	79, 117, 119, 121, 124	560

For Individual Event Results Click [HERE](#)

# Cross Country - 5A

## 5A Girls

Place	Team	Places	Score
1.	Davis HS	1, 5, 10, 17, 22	55
2.	Skyline HS	2, 14, 26, 28, 32	102
3.	Timpanogos HS	4, 8, 16, 46, 63	137
4.	American Fork HS	3, 34, 37, 45, 54	173
5.	Fremont HS	13, 18, 42, 56, 59	188
6.	Jordan HS	11, 20, 47, 48, 70	196
7.	Weber HS	6, 27, 39, 49, 79	200
8.	Spanish Fork HS	7, 15, 53, 60, 67	202
9.	Lone Peak HS	19, 23, 36, 50, 76	204
10.	Bingham HS	24, 38, 41, 55, 61	219
11.	Alta HS	30, 44, 52, 58, 66	250
12.	Syracuse HS	21, 31, 43, 78, 89	262
13.	West Jordan HS	12, 29, 40, 102, 115	298
14.	Riverton HS	9, 65, 69, 80, 81	304
15.	Brighton HS	25, 57, 68, 88, 92	330
16.	Copper Hills HS	51, 85, 96, 98, 100	430
17.	Viewmont HS	84, 86, 103, 107, 110	490

## 5A Boys

Place	Team	Places	Score
1.	Davis HS	5, 7, 14, 25, 26	77
2.	American Fork HS	8, 16, 17, 32, 36	109
3.	Skyline HS	1, 10, 22, 38, 43	114
4.	Bingham HS	2, 19, 28, 41, 52	142
5.	Alta HS	13, 23, 30, 33, 45	144
6.	Weber HS	3, 11, 24, 51, 62	151
7.	Timpanogos HS	6, 31, 42, 54, 65	198
8.	Riverton HS	4, 44, 57, 58, 87	250
9.	Fremont HS	21, 47, 50, 64, 79	261
10.	Lone Peak HS	34, 39, 56, 66, 80	275
11.	Copper Hills HS	35, 37, 55, 60, 91	278
12.	Hillcrest HS	18, 29, 61, 86, 92	286
13.	West Jordan HS	9, 12, 90, 98, 100	309
14.	Jordan HS	20, 59, 73, 82, 88	322
15.	Spanish Fork HS	40, 75, 76, 77, 78	346
16.	Viewmont HS	27, 63, 89, 95, 103	377
17.	Layton HS	15, 81, 99, 113, 115	423

For Individual Event Results Click [HERE](#)

# Cross Country - Overall

## HIGH SCHOOL CROSS COUNTRY STATE CHAMPIONSHIPS

### 1A Boys

#### Team results

1, Pikes, 78; 2, St. Joseph, 82; 3, Monticello, 115; 4, Rich, 123; 5, Dodgeville, 141; 6, Milford, 174; 7, Panguitch, 183; 8, Altamont, 190.

#### Individual results

1, Teor Kones, Panguitch, 16:03.3; 2, Elijah Rono, Wasatch Academy, 16:08.5; 3, Adam Butler, Monticello, 16:34.1; 4, Oliver Peart, Rich, 16:40; 5, Clinton Roberts, Taboria, 17:01; 6, Travis Marzoff, St. Joseph, 17:08.9; 7, Daniel Hrisopot, St. Joseph, 17:12.2; 8, Dalaki Livingston, Milford, 17:34; 9, Chase Larson, Wasatch Academy, 17:40.5; 10, Ben Bagley, Pikes, 17:59; 11, Ryan Galtcher, Pikes, 17:51; 12, Jeremy Golden, Oakley, 17:53.4; 13, Luke Sorenson, Babbly, 17:55.5; 14, Clay Ahl, St. Joseph, 18:00.1; 15, Kyle Richard, Pikes, 18:07.4; 16, Morgan Kartchner, Dugway, 18:14.9; 17, Kane Stevenson, Altamont, 18:18.7; 18, Caleb Swanson, Milford, 18:19; 19, Clot Christensen, Rich, 18:25.1; 20, Nick Busch, Dugway, 18:28.5; 21, Kalon Weston, Rich, 18:29.9; 22, Jordan Albed, Dechesne, 18:41.4; 23, Ryan Battaglia, Meisland School, 18:43.7; 24, RJ Cook, Altamont, 18:46; 25, Chris Mabbie, Christian Heritage, 18:48.9; 27, Roger Dingelman, Pikes, 18:51.7; 28, Neiland Brewer, Monticello, 18:52.5; 29, Kelson Price, Pikes, 18:52.9; 30, Trent Swartzeggen, Monticello, 18:53.8.

### 1A Girls

#### Team results

1, St. Joseph, 24; 2, Panguitch, 77; 3, Monticello, 150; 4, Wayne, 105; 5, Altamont, 136; 6, Dugway, 147; 7, Dechesne, 159.

#### Individual results

1, Andrea Chavez, St. Joseph, 18:48.9; 2, Alex Shaw, St. Joseph, 19:06.1; 3, Macee Nelson, Monticello, 19:38.3; 4, Laura Delvan, St. Joseph,

16:07.3; 5, Andrea Mayor, Milford, 20:13.1; 6, Jessica Weston, Rich, 20:17.2; 7, Kane Nelson, Dugway, 20:52.9; 8, Heather Olson, Panguitch, 20:53.9; 9, Amber Blackburn, Wayne, 21:12.4; 10, Michelle Howe, St. Joseph, 21:18.2; 11, Melissa Frogh, St. Joseph, 21:18.5; 12, Loren Randall, Monticello, 21:22.8; 13, Brooke Blackburn, Wayne, 21:33.7; 14, Sydel Samuels, Altamont, 21:45.1; 15, Kane Rossar, Panguitch, 21:53.2; 16, Kathryn Wright, Milford, 22:01.2; 17, Aubrey Perkins, Panguitch, 22:02.9; 18, Jordai Olson, Christian Heritage, 22:10.9; 19, Taylor Nelson, Altamont, 22:11.7; 20, Dan Frost, St. Joseph, 22:14.1; 21, Shelby Lewis, Monticello, 22:18.3; 22, Heidi Navarro, St. Joseph, 22:45.1; 23, Jamie Cooper, Panguitch, 22:47.1; 24, Jennie Bateman, Windover, 23:04.6; 25, Shelby Taylor, Panguitch, 23:11.2; 26, Hannah Reeves, Oakley, 23:22.1; 27, Kane Owens, Panguitch, 23:28.6; 28, Julie Butler, Monticello, 23:38.3; 29, Hannah Bayle, Monticello, 23:39; 30, Jenna Esterl, Wayne, 23:45.1.

### 2A Boys

#### Team results

1, Richfield, 45; 2, Parowan, 49; 3, Juab, 62; 4, Milford, 118; 5, Rowland Hall, 127; 6, Mars, 153; Grand, 169; 8, Kenab, 199; 9, North Summit, 240.

#### Individual results

1, Josh Monson, Richfield, 16:18; 2, Tyler Robinson, Parowan, 16:29; 3, Mike Barbra, Richfield, 16:53; 4, Josh Richards, Juab, 17:10; 5, Charlie Schilt, Grand, 17:12; 6, Bryan Dimick, Juab, 17:19; 7, Taylor Francoeur, San Juan, 17:23; 8, Philip Hombberger, Parowan, 17:28; 9, John White, South Sevier, 17:31; 10, Chase Brown, Richfield, 17:36; 11, Kaleb Stewart, Milford, 17:38; 12, Anaxos Blauert, Parowan, 17:39; 13, Jake Morgan, Juab, 17:40; 14, Dillon Mount, Parowan, 17:43; 15, Bladen Chelister, Richfield, 17:44; 16, Karli Hill, North Sevier, 17:49; 17,

Daniel Beedfield, North Summit, 17:50; 18, Nathan Zick Smith, Rowland Hall, 17:51; 19, Alexander Eagley, Rowland Hall, 17:51; 20, Benjamin Howell, Mant, 17:53; 21, Robbie Epp, Parowan, 17:59; 22, Steve Burker, Juab, 18:01; 23, Matt Curtis, Richfield, 18:06; 24, Colter Tucker, Richfield, 18:10; 25, Kevin Johnston, Juab, 18:18; 26, Alton Chee, Richfield, 18:18; 27, Ben Barker, Milford, 18:24; 28, Eamon Whitaker, Milford, 18:25; 29, Preston Pace, Mars, 18:29; 30, David Lang, Rich, 18:40.

### 2A Girls

#### Team results

1, San Juan, 65; 2, Milford, 67; 3, Grand, 75; 4, North Summit, 91; 5, Richfield, 96; 6, Juab, 129; 7, Parowan, 145; 8, Beaver, 235.

#### Individual results

1, Dayna Richardson, Grand, 19:07; 2, Shelli Richardson, Milford, 19:24; 3, Erica Birt, North Summit, 19:32; 4, Katie Hatt, San Juan, 20:02; 5, Katelyn Theriot, North Summit, 20:12; 6, Michelle Sampson, North Sevier, 20:16; 7, McKesha Nelson, Richfield, 20:38; 8, Sarah Braden, Juab, 20:51; 9, Briette Francam, San Juan, 20:51; 10, Stevie Creek, Milford, 20:54; 11, Audrey Baird, Grand, 20:58; 12, Danielle Wilson, San Juan, 21:21; 13, Katie Bishop, Mars, 21:23; 14, Jonny Dimick, Juab, 21:35; 15, Hannah Hugentobler, Grand, 21:40; 16, Ken Burson, Milford, 21:41; 17, Leah Greyhound, Richfield, 21:42; 18, Rickie Warr, Parowan, 21:42; 19, Saele Jones, Richfield, 21:51; 20, Lee Roldhus, South Summit, 21:55; 21, Sam Bingham, San Juan, 21:55; 22, Marissa Madfield, Milford, 21:56; 23, Cami Evans, Parowan, 21:57; 24, Kara Wilson, Grand, 22:10; 25, Ami Berk, North Summit, 22:16; 26, Amanda Carr, Milford, 22:33; 27, Sevens Mickelson, North Sevier, 22:38; 28, Rylee Lyman, San Juan, 22:50; 29, Charlotte Thornton, Richfield, 22:54; 30, Michelle Petri, San Juan, 22:58.

### 3A Boys

#### Team results

1, Park City, 44; 2, Ogden, 56; 3, Canyon View, 85; 4, Hurricane, 112; 5, Bear River, 119; 6, Uintah, 134; 7, Judge Memorial, 159; 8, Salem Hill, 201; 9, Cedar, 213; 10, North Saipete, 272.

#### Individual results

1, Jacob Barton, Ogden, 15:35; 2, Chris Brown, Bear River, 15:53; 3, Cameron Edwards, Park City, 15:57; 4, Carson Fogel, Park City, 16:02; 5, Maximal Luna, Ogden, 16:06; 6, Derek Alcorn, Park City, 16:11; 7, Karl Wisco, Henri-cane, 16:13; 8, Kyle Winward, Canyon View, 16:21; 9, Jeff Struthers, Uintah, 16:22; 10, Caleb Nelson, Uintah, 16:25; 11, Ben Jarvis, Canyon View, 16:28; 12, John Foye, Judge Memorial, 16:37; 13, Franco Montes, Ogden, 16:40; 14, Luke Danner, Park City, 16:42; 15, Matt Wright, Canyon View, 16:46; 16, Justin Sly, Salem Hill, 15:51; 17, Mason West, Park City, 16:52; 18, Ryan Chandler, Hurricane, 16:52; 19, Victor Luna, Ogden, 16:55; 20, Kadey Meyers, Logan, 16:55; 21, Devin Gilbert, Ogden, 16:58; 22, Brandon Shurtz, Uintah, 16:57; 23, Brandon Oxborn, Bear River, 16:58; 24, Max Lamb, Judge Memorial, 17:05; 25, Mike Holgado, Canyon View, 17:05; 26, Taylor Calson, Hurricane, 17:06; 27, Zach Christensen, Bear River, 17:09; 28, Caleb Francis, North Saipete, 17:11; 29, Dalton Zindel, Ben Lomond, 17:14; 30, Ben McCombs, Hurricane, 17:16.

### 3A Girls

#### Team results

1, Park City, 34; 2, Cedar, 74; 3, Ogden, 94; 4, Salem Hill, 130; 5, Judge Memorial, 147; 6, North Saipete, 157; 7, Logan, 244; 8, Ben Lomond, 267; 9, Morgan, 270; 10, Desert Hills, 274.

#### Individual results

1, Sarah Callahan, Ogden, 18:05; 2, Gillian Goretz, Park City, 18:30; 3, Alison Williams, Park City, 18:54; 4, Aubrey

Byron, Cedar, 19:01; 5, Taylor Thornley, Logan, 19:06; 6, Elizabeth Guiney, Park City, 19:11; 7, Chloe Cotton, Ogden, 19:15; 8, Rebecca Cunningham, Park City, 19:18; 9, Stephanie Honey, North Saipete, 19:28; 10, Hannah Elsworth, Cedar, 19:31; 11, Jenna Deetsa, Ben Lomond, 19:38; 12, Rebekah Beckweg, North Saipete, 19:39; 13, Ashley Gray, Cedar, 19:40; 14, Jacqui Rodriguez, Judge Memorial, 19:40; 15, Jesse Chingdas, Park City, 19:41; 16, Lucy Montgomery, Emery, 19:44; 17, Corinne Sprue, Salem Hill, 19:45; 18, Lizze Hibbert, Judge Memorial, 19:46; 19, Megan Curtis, Salem Hill, 19:53; 20, McKenzie Snyder, Park City, 19:56; 21, Shadya Bennett, Ben Lomond, 20:00; 22, Braziel Vandley, Cedar, 20:03; 23, Rachel Bookweg, North Saipete, 20:05; 24, Kaitlin Buckner, North Saipete, 20:06; 1; 25, Hannah Green, Cedar, 20:08; 26, Jessica Hoffman, Salem Hill, 20:09; 27, Emily Pickett, Bear River, 20:10; 28, Kelsey Lawrence, Ogden, 20:14; 29, Dalton Sharp, Desert Hills, 20:17; 30, Marci Wright, Ogden, 20:17.4.

### 4A Boys

#### Team results

1, Timperew, 58; 2, Mountain View, 123; 3, Orem, 137; 4, Pine View, 137; 5, Mountain Crest, 165; 6, Provo, 174; 7, Springville, 176; 8, Box Elder, 245; 9, East, 257; 10, Highland, 268; 11, West, 268; 12, Woods Cross, 332; 13, Cottonwood, 332; 14, Sky View, 349; 15, Murray, 381; 16, Bountiful, 420; 17, Snow Canyon, 464; 18, Cypress, 479.

#### Individual results

1, Jonathan Nelson, Timperew, 15:17.4; 2, Benjamin Johnson, Orem, 15:35.4; 3, Chase Nelson, Provo, 15:38.9; 4, Skylar Riggs, Mountain Crest, 15:47.8; 5, Oak Taylor, Bountiful, 15:57.1; 6, Jamal Iorgo, Cypress, 16:01.2; 7, Hayden Harris, Snow Canyon, 16:02.3; 8, Gary Hatch, Springville, 16:05.7; 9, Adam Jenkins, Orem, 16:08.6; 10, Brayden Mickelson, Mountain Crest, 16:08.8; 11, Kavin Kemp, Timperew, 16:11.1; 12, Raphael Devoson, Timperew, 16:13.2; 13, Nathan Reiche, Springville, 16:15.5; 14, Jack Heaton, Provo, 16:15.8; 15, John McClain, West, 16:22.1; 16, Trevor Thompson, Pine View, 16:26.3; 17, Daniel Runnels, Mountain View, 16:29.5; 18, Stefan Lesauer, East, 16:30.3; 19, Austin Smith, Pine View, 16:31.4; 20, Braden Perry, Box Elder, 16:35.7; 21, Scott Randall, Timperew, 16:37.6; 22, Nicholas Harrison, Mountain View, 16:38.2; 23, Travis Taylor, Mountain View, 16:38.8; 24, Colter Rockwell, Tooele, 16:39.3; 25, Adam Wachman, Highland, 16:39.7; 26, Alex Anderson, Cottonwood, 16:41.3; 27, Dan Jackson, Mountain Crest, 16:45.0; 28, Taylor Charles, Orem, 16:47.9; 29, Corey Kasey, Pine View, 16:48.1; 30, Danny Gillespie, Pine View, 16:48.6.

### 4A Girls

#### Team results

1, Mountain Crest, 44; 2, Mountain View, 56; 3, Orem, 140; 4, Sky View, 157.5; Timperew, 168; Springville, 174; 7, Woods Cross, 221.8; West, 265.9; Box Elder, 296.14; Pine View, 327.15; Murray, 407.10; Olympus, 494.

#### Individual results

1, Michae O'Vary, Mountain Crest, 18:13.9; 2, Emma Sarel, West, 18:25.7; 3, Kately Christensen, Orem, 18:32.7; 4, Laura Hatch, Mountain Crest, 18:37.7; 5, Aubrey Robison, Mountain View, 18:40.3; 6, Anne Kirk, Woods Cross, 18:41.8; 7, Kelsey Brathwaite, Box Elder, 18:48.0; 8, Whitney Curtis, Mountain Crest, 18:49.7; 9, Ashleigh Warner, Mountain Crest, 18:53.0; 10, Kate Stirling-Haw, Highland, 19:05.8; 11, Kelsey Brown, Mountain View, 19:06.5; 12, Susannah Hunt, East, 19:17.8; 13, Janelle Redd, Mountain View, 19:23.0; 14, Hilary Iverson, Timperew, 19:33.7; 15, Courtney Laboun, Mountain Crest, 19:37.0; 16, Caroline

Johnson, Mountain Crest, 19:42.5; 17, Sarah Blackburn, Orem, 19:44.2; 18, Andrea Eyestone, Mountain View, 19:54.7; 19, Talina Nelson, Mountain Crest, 19:56.5; 20, Meghan O'Vary, Mountain Crest, 19:57.3; 21, Brittany Bushman, Sky View, 20:06.5; 22, Ashley Harrison, Mountain View, 20:06.7; 23, Breanna Cobler, East, 20:17.1; 24, Ashley Judd, Pine View, 20:18.1; 25, Sydney Johnson, Sky View, 20:18.4; 26, Meggie Savage, Springville, 20:20.1; 27, Michelle Peterson, Orem, 20:21.3; 28, Nellie Hadlock, Springville, 20:23.8; 29, Heather Brown, Timperew, 20:29.8; 30, Megan Webb, Orem, 20:30.5.

### 5A Boys

#### Team results

1, Alta, 39; 2, American Fork, 75; 3, Davis, 111; 4, Hillcrest, 171; 5, Skyline, 172; 6, Synapse, 233; 7, Timpanogas, 240; 8, Pleasant Grove, 242; 9, Copper Hills, 251; 10, Jordan, 266; 11, Keams, 278; 12, Lone Peak, 286; 13, Brighton, 303; 14, Weber, 314; 15, West Jordan, 377; 16, Fremont, 383; 17, Vernalmont, 435.

#### Individual results

1, Seth Gutierrez, Davis, 15:36.8; 2, Jason Lynch, Hillcrest, 15:44.7; 3, Garrett Jones, Alta, 15:52.9; 4, Ryan Bradshaw, American Fork, 15:58.9; 5, Kyle Morfit, Alta, 15:59.8; 6, Morgan Empey, Skyline, 16:00.5; 7, Jack Webster, Alta, 16:02.1; 8, Austin West, American Fork, 16:07.4; 9, Sam Monin, Lone Peak, 16:06.2; 10, Matt Pestovich, Lone Peak, 16:06.6; 11, Brian Howell, Alta, 16:09.9; 12, Parker Synofegard, Alta, 16:15.4; 13, Darren Glesson, Pleasant Grove, 16:16.7; 14, Josh Steinberg, Keams, 16:16.9; 15, East Argyle, Pleasant Grove, 16:17.3; 16, Robby Lee, American Fork, 16:17.7; 17, Tyson Butler, Layton, 16:19.8; 18, Matt Little, Timpanogas, 16:21.8; 19, Daniel Reich, Hillcrest, 16:24.1; 20, Gernache Guesse, Skyline, 16:25.3; 21, Mackenzie Morrison, American Fork, 16:27.1; 22, Austin Coffey, Synapse, 16:28.7;

23, Chris Ramsey, Riverton, 16:29.3; 24, Logan Perry, Davis, 16:30.7; 25, Ianer Smalley, Keams, 16:31.4; 26, Ben Page, Vernalmont, 16:31.6; 27, Ianet Skenejunt, Davis, 16:31.7; 28, Josh Kennedy, Hillcrest, 16:34.1; 29, Derek Day, American Fork, 16:35.9; 30, Michael King, Davis, 16:37.0.

### 5A Girls

#### Team results

1, Davis, 45; 2, Jordan, 85; 3, Timpanogas, 111; 4, American Fork, 135; 5, Brighton, 159; 6, Skyline, 173; 7, Synapse, 190; 8, Pleasant Grove, 197; 9, Alta, 211; 10, Weber, 211; 11, Fremont, 284; 12, Riverton, 290; 13, Spanish Fork, 332; 14, Copper Hills, 358; 15, Brighton, 367; 16, Layton, 381.

#### Individual results

1, Danielle Menlove, Jordan, 17:42.5; 2, Meghan Holquist, Davis, 18:34.6; 3, Candace Eddy, Davis, 18:44.9; 4, Stephanie Bart, Jordan, 18:46.8; 5, Emily Hansen, Davis, 18:47.5; 6, Brooke Hodson, Timpanogas, 18:55.5; 7, Alexis Laws, American Fork, 18:58.2; 8, Suzanne Sorensen, Timpanogas, 19:00.8; 9, Rebecca Winterton, Skyline, 19:09.2; 10, Kaitlin Syndergaard, Alta, 19:16.8; 11, Aubrey Greder, Brighton, 19:21.2; 12, Hannah Williams, Synapse, 19:21.7; 13, Kacie Dozier, Weber, 19:22.7; 14, Kacie Swanson, Davis, 19:25.5; 15, Jarrettie Winterton, West Jordan, 19:29.6; 17, Amy Reid, Jordan, 19:32.1; 18, Jenny McCane, Alta, 19:35.8; 19, Jessica Wilding, Davis, 19:39.8; 20, Anna Willis, West Jordan, 19:41.0; 21, Danika Antzick, Brighton, 19:41.7; 22, McKayla Williams, Synapse, 19:42.5; 23, Julie Muehle, Pleasant Grove, 19:45.1; 24, Rebecca Barnes, Brighton, 19:51.2; 25, Cherice Chugg, Fremont, 19:52.1; 26, Paige Montgomery, Weber, 19:52.7; 27, Haley Dotson, Jordan, 19:54.2; 28, Megan Combs, Skyline, 19:55.9; 29, Hollie Ring, Davis, 19:56.2; 30, Kasee Bell, American Fork, 19:58.3.

For Individual Event Results Click [HERE](#)





# Drill - 1A, 2A & 3A

## 2008 UHSAA State Drill Cometicitions

### 1A, 2A, 3A DRILL TEAM CHAMPIONS

#### Final Results

1A MILITARY	
1st	Duchesne
2nd	Piute
3rd	St. Joseoph
4th	Panguitch
5th	Altamont

2A MILITARY	
1st	Millard
2nd	South Sevier
3rd	Manti
4th	Juab
5th	Richfield

3A MILITARY	
1st	Uintah
2nd	Logan
3rd	Ogden
4th	Bear River
5th	Cedar City

1A DANCE	
1st	Duchesne
2nd	Panguitch
3rd	St. Joseph
4th	Tabiona
5th	Piute

2A DANCE	
1st	South Sevier
2nd	Millard
3rd	Manti
4th	Kanab
5th	Richfield

3A DANCE	
1st	Uintah
2nd	Logan
3rd	Union
4th	Bear River
5th	Ogden

1A NOVELTY	
1st	Panguitch
2nd	Duchesne
3rd	St. Joseph
4th	Piute
5th	Tabiona

2A NOVELTY	
1st	South Sevier
2nd	Richfied
3rd	Millard
4th	Juab
5th	Kanab

3A NOVELTY	
1st	Uintah
2nd	Bear River
3rd	Ogden
4th	Logan
5th	Cedar City

1A OVERALL	
1st	Duchesne
2nd	Panguitch
3rd	St. Joseph
4th	Piute
5th	Tabiona

2A OVERALL	
1st	South Sevier
2nd	Millard
3rd	Manti
4th	Richfield
5th	Juab

3A OVERALL	
1st	Uintah
2nd	Logan
3rd	Bear River
4th	Ogden
5th	Union

# Drill - 4A & 5A

## 2008 UHSAA State Drill Competitions

### 4A, 5A DRILL TEAM CHAMPIONS

### Final Results

4A MILITARY	
1st	Bonneville
2nd	Bountiful
3rd	Cottonwood
4th	Roy
5th	Cyprus

5A MILITARY	
1st	Hillcrest
2nd	Northridge
3rd	Hunter
4th	Bingham
5th	Brighton

4A DANCE	
1st	Bonneville
2nd	Bountiful
3rd	Roy
4th	Olympus
5th	Box Elder

5A DANCE	
1st	Hillcrest
2nd	Hunter
3rd	Northridge
4th	Brighton
5th	Bingham

4A NOVELTY	
1st	Bountiful
2nd	Bonneville
3rd	Snow Canyon
4th	Payson
5th	Mountain Crest

5A NOVELTY	
1st	Bingham
2nd	Brighton
3rd	Hillcrest
4th	Hunter
5th	Lone Peak

4A OVERALL	
1st	Bonneville
2nd	Bountiful
3rd	Cottonwood
4th	Roy
5th	Snow Canyon

5A OVERALL	
1st	Hillcrest
2nd	Hunter
3rd	Bingham
4th	Brighton
5th	Northridge

# Football - 1A

## 2007 1A State Football Championships

Fri./Sat. October 26/27

Home Schools

**RICH**

*North 1st place\**

**PAROWAN**

*South 4th place*

**ENTERPRISE**

*South 2nd place\**

**MONTICELLO**

*North 3rd place*

**KANAB**

*South 1st place\**

**ALTAMONT**

*North 4th place*

**DUCHESNE**

*North 2nd place\**

**NORTH SEVIER**

*South 3rd place*

Saturday, November 3

Woods Cross High School

**RICH\***

6--0

Saturday, November 10

So. Utah University

2:00 PM

Rich

20-7

**ENTERPRISE**

31-3

11:00 AM

**Kanab**

35-14

*Champion*

**KANAB\***

45-8

11:00 AM

Kanab


42-22

**DUCHESNE**

26-13



**FARMERS**



\* Designated home team. The highest seeded team will be the home team. In the event of a tie in seeding a coin toss will determine the home team. Home teams will wear dark jerseys.



# Football - 2A

## 2007 2A State Football Championships

Fri./Sat. October 26/27

Home Schools

### NORTH SUMMIT

North 1st place\*

### SAN JUAN

South 4th place

### GRAND COUNTY

South 2nd place\*

### MANTI

North 3rd place

### MILLARD

South 1st place\*

### JUAB

North 4th place

### SOUTH SUMMIT

North 2nd place\*

### RICHFIELD

South 3rd place

Saturday, November 3

Juan Diego High School

### NORTH SUMMIT\*

21-14

Saturday, November 10

So. Utah University

2:00 PM North Summit

24-10

### GRAND COUNTY

21-7

2:00 PM

### North Summit

30-6

Champion

### MILLARD\*

21-12

11:00 AM Millard

31-0

### SOUTH SUMMIT

34-9

\* Designated home team. The highest seeded team will be the home team. In the event of a tie in seeding a coin toss will determine the home team. Home teams will wear dark jerseys.



FARMERS





# Football - 3A

## 2007 3A State Football Championships

Fri./Sat., October 26/27

Home Schools

**UNION**

*Region 10 2nd place\**

**OGDEN**

*Region 11 3rd place*

**JUAN DIEGO**

*Region 8 1st place\**

**BEN LOMOND**

*Region 11 5th place*

**CEDAR CITY**

*Region 9 1st place\**

**NORTH SANPETE**

*Region 8 4th place*

**MORGAN**

*Region 11 2nd place\**

**JUDGE MEMORIAL**

*Region 10 3rd place*

**HURRICANE**

*Region 9 2nd place\**

**DELTA**

*Region 8 3rd place*

**LOGAN**

*Region 11 1st place\**

**PARK CITY**

*Region 10 4th place*

**WASATCH**

*Region 10 1st place\**

**GRANTSVILLE**

*Region 11 4th place*

**EMERY**

*Region 8 2nd place\**

**UINTAH**

*Region 10 5th place*

Fri./Sat. November 2/3

Home Schools

**UNION**

37-7

**JUAN DIEGO\***

48-13

**CEDAR CITY\***

34-12

**JUDGE MEMORIAL**

34-33

**DELTA**

6-0

**LOGAN\***

24-23

**WASATCH\***

27-0

**EMERY**

35-14

Thur./Fri., November 8/9

Rice-Eccles Stadium, U of U

**UNION\***

33-27

**JUDGE MEMORIAL**

28-10

**LOGAN**

21-20

**WASATCH\***

38-14

Friday, November 16

Rice-Eccles Stadium, U of U

Fri. 11:00 AM Judge Memorial

49-20

6:00 PM

**Logan**

28-12

*Champion*

Thurs. 11:00 AM Logan

48-24



\* Designated home team. In the quarterfinals, the highest seeded team will be the home team. In the event of a tie in seeding a coin toss will determine the home team. Home teams will wear dark jerseys.



**FARMERS**





# Football - 4A

## 2007 4A State Football Championships

Fri./Sat., October 26/27

Home Schools

### EAST

Region 6 2nd place\*

**MOUNTAIN VIEW**

Region 7 3rd place

**SKY VIEW**

Region 5 1st place\*

**WEST**

Region 6 4th place

**PINE VIEW**

Region 9 1st place\*

**CYPRUS**

Region 6 5th place

**OREM**

Region 7 2nd place\*

**BOUNTIFUL**

Region 5 3rd place

**COTTONWOOD**

Region 6 3rd place\*

**DIXIE**

Region 9 2nd place

**TIMPVUE**

Region 7 1st place\*

**ROY**

Region 5 5th place

**HIGHLAND**

Region 6 1st place\*

**BONNEVILLE**

Region 5 4th place

**MOUNTAIN CREST**

Region 5 2nd place\*

**PAYSON**

Region 7 4th place

Fri./Sat. November 2/3

Home Schools

**MOUNTAIN VIEW**

28-18

**SKY VIEW\***

23-7

**PINE VIEW\***

37-16

**BOUNTIFUL**

17-14

**COTTONWOOD**

27-21

**TIMPVUE\***

40-7

**BONNEVILLE**

21-6

**MOUNTAIN CREST\***

21-6

Thursday, November 8

Rice-Eccles Stadium, U of U

**SKY VIEW**

45-23

**PINE VIEW\***

13-10

**TIMPVUE\***

31-13

**MOUNTAIN CREST**

25-13

Friday, November 16

Rice-Eccles Stadium, U of U

6:00 PM Pine View

55-24

11:00 AM

**Timpview**

50-7

Champion

2:30 PM Timpview

38-0



\* Designated home team. In the quarterfinals, the highest seeded team will be the home team. In the event of a tie in seeding a coin toss will determine the home team. Home teams will wear dark jerseys.



**FARMERS**



# Football - 5A

## 2007 5A State Football Championships

**Fri./Sat., October 26/27**  
Home Schools

**HUNTER**

*Region 3 2nd place\**

**JORDAN**

*Region 2 3rd place*

**AMERICAN FORK**

*Region 4 1st place\**

**VIEWMONT**

*Region 1 4th place*

**LAYTON**

*Region 1 1st place\**

**SPANISH FORK**

*Region 4 4th place*

**SKYLINE**

*Region 2 2nd place\**

**RIVERTON**

*Region 3 3rd place*

**NORTHRIDGE**

*Region 1 2nd place\**

**TIMPANOGOS**

*Region 4 3rd place*

**ALTA**

*Region 2 1st place\**

**KEARNS**

*Region 3 4th place*

**BINGHAM**

*Region 3 1st place\**

**FREMONT**

*Region 1 5th place*

**PLEASANT GROVE**

*Region 4 2nd place\**

**DAVIS**

*Region 1 3rd place*

**Fri./Sat. November 2/3**  
Home Schools

**HUNTER**

22-6

**AMERICAN FORK\***

28-21

**LAYTON\***

42-7

**SKYLINE**

36-21

**TIMPANOGOS**

42-26

**ALTA\***

56-10

**BINGHAM\***

42-6

**DAVIS**

38-12

**Friday, November 9**

Rice-Eccles Stadium, U of U

**AMERICAN FORK**

41-19

6:00 PM

**LAYTON\***

49-0

**ALTA\***

35-28

2:30 PM

**BINGHAM**

45-7

**Friday, November 16**

Rice-Eccles Stadium, U of U

**Layton**

28-14

2:30 PM

**Alta**

19-7

*Champion*



\* Designated home team. In the quarterfinals, the highest seeded team will be the home team. In the event of a tie in seeding a coin toss will determine the home team. Home teams will wear dark jerseys.

**usbank.**  
Five Star Service Guaranteed



**FARMERS**



# Golf - Boys 1A (Spring)

## 2008 Boys 1A Golf Championship

May - 2007

Riverbend Golf Course - Riverton, Utah

### Team Scores

1st	Intermountain Christian	667
2nd	Milford	710
3rd	Valley	738
4th	St. Joseph	739
5th	Christian Heritage	748
6th	Escalante	780
7th	Monticello	797
8th	Rich	798

### Individual Scores

<b>Medalist</b>	<b>Robbie Boettger</b>	<b>164 - Intermountain Christian</b>
2nd	Jake Eyre	165 - Intermountain Christian
T-3rd	Logan Froerer	166 - St. Joseph
T-3rd	Kenny Sawyer	166 - St. Joseph
T-3rd	Brody Nomura	166 - Christian Heritage
6th	Jon Shasha	169 - Oakley
7th	Cory Eardley	170 - Monticello
8th	Adam Ingram	172 - Intermountain Christian
9th	Dax Francis	174 - Rich
T-10th	West Poulson	175 - Intermountain Christian
T-10th	Jordan Leadbetter	175 - Intermountain Christian
T-10th	Tyson McDermott	175 - Milford
T-10th	Stan Geniusz	175 - Intermountain Christian

# Golf - Boys 2A

## 2007 Boys 2A Golf Championship Soldier Hollow Golf Course - Midway, Utah

### Team Scores

1st	Rowland Hall	616
2nd	Beaver	666
3rd	Layton Christian	688
4th	Richfield	696
5th	Millard	701
6th	Gunnison	702
7th	Manti	703
8th	Grand County	707

### Individual Scores

<b>Medalist</b>	<b>Carson Huiskamp</b>	<b>150</b>	<b>- Rowland Hall</b>
2nd	Quentin Morse	152	- Rowland Hall
3rd	Tom Veghte	156	- Rowland Hall
4th	Jace Sisneros	161	- Beaver
5th	Eric Hutchinson	162	Rowland Hall



# Golf - Boys 3A

## 2007 Boys 3A Golf Championship Soldier Hollow Golf Course - Midway, Utah

### Team Scores

1st	Uintah	643
2nd	Park City	645
3rd	Carbon	657
4th	Judge Memorial	660
T-5th	Logan	684
T-5th	Waterford	684
6th	Grantsville	688
7th	Ogden	709
8th	Canyon View	724

### Individual Scores

<i>Medalist</i>	<b>Andrew Etzel</b>	<b>148</b>	<b>- Judge Memorial</b>
<i>2nd</i>	Kyle Hills	151	- Delta
<i>3rd</i>	McLayne Eldredge	153	- Union

# Golf - Boys 4A

## 2007 Boys 4A Golf Championship Soldier Hollow Golf Course - Midway, Utah

### Team Scores

1st	Dixie	612
2nd	Timpview	639
T-3rd	Pine View	641
T-3rd	Bonneville	641
5th	Payson	646
6th	Box Elder	647
7th	Sky View	649
8th	Olympus	650
9th	East	669
10th	West	676
11th	Provo	678

### Individual Scores

<i>Medalist</i>	Mike Jurca	147	- Dixie
<i>2nd</i>	Troy Owen	148	Woods Cross

# Golf - Boys 5A

## 2007 Boys 5A Golf Championship Soldier Hollow Golf Course - Midway, Utah

### Team Scores

1st	Fremont	582
2nd	Syracuse	605
3rd	Brighton	607
T-4th	Lone Peak	627
T-4th	Bingham	627
T-4th	Spanish Fork	627
T-4th	Skyline	627
8th	Northridge	631
T-9th	Jordan	635
T-9th	Timpanogos	635

### Individual Scores

<i>Medalist</i>	<b>Nick Drost</b>	<b>141</b>	<b>- Brighton</b>
<i>2nd</i>	Patrick Fishburn	142	- Fremont
<i>3rd</i>	Jordan Herzog	144	- Fremont



# Golf - Girls 1A/2A/3A

## 2008 Girls 1A/2A/3A Golf Championship *Inaugural Championship*

May - 2008

Rose Park Golf Course - Rose Park, Utah

### *Stroke Play*

#### Team Scores

1st	Ogden	250
2nd	Logan	274
3rd	Park City	278
4th	Rich	291
5th	Morgan	294
6th	Uintah	300
7th	Delta	308
8th	Canyon View	308
9th	Richfield	310
10th	St. Joseph	326

#### Individual Scores

*\*Won if Playoff*

<b>Medalist</b>	<b>Alli Nakamura</b>	<b>78* - Judge Memorial</b>
<i>T-2nd</i>	Courtney Smith	78 - Ogden
<i>T-2nd</i>	Mikayla Williamson	78 - Rich
<i>T-4th</i>	Sara Olsen	82 - Richfield
<i>T-4th</i>	Stephine Hoffee	82 - Waterford
<i>6th</i>	Kelsey Haycock	83 - Ogden
<i>7th</i>	Tawnee Loosle	87 - Ben Lomond
<i>T-8th</i>	Amanda Hendricks	88 - Logan
<i>T-8th</i>	Elli Neason	88 - Logan

# Golf - Girls 4A/5A

## 2008 Girls 4A/5A Golf Championship *Inaugural Championship*

May - 2008

Davis Park Golf Course - Fruit Heights, Utah

### *Stroke Play*

#### Team Scores

1st	Dixie	237
2nd	Bonneville	246*
3rd	Skyline	246
4th	Cottonwood	248
5th	Murray	253
6th	Fremont	274
7th	Brighton	275
8th	Pine View	287
9th	Syracuse	288
10th	Lone Peak	291

*\*Won if Playoff*






#### Individual Scores

<b>Medalist</b>	<b>Sadie Palmer</b>	<b>68 - Tooele</b>
<i>T-2nd</i>	Jordan Ulibarri	71 - Bonneville
<i>T-2nd</i>	Amanda Snyder	71 - Syracuse
<i>T-4th</i>	Kelsey Vines	73 - Dixie
<i>T-4th</i>	Tara Green	73 - Weber
<i>T-6th</i>	Kacy Buckner	75 - Dixie
<i>T-6th</i>	Stephanie Fox	75 - Cottonwood
<i>8th</i>	Annika Afoa	76 - Murray
<i>T-9th</i>	Jenteal Jackson	77 - Skyline
<i>T-9th</i>	Monica Fox	77 - Cottonwood
<i>T-9th</i>	Kylee Orr	77 - Northridge

# Soccer - Boys 2A

## 2008 2A Boys' Soccer State Championships

Wednesday, April 30 Home Schools		Saturday, May 3 Home Schools		Friday, May 9 Timpview High School/ALA		Saturday, May 10 Timpview High School	
<b>Am. Leadership*</b> <i>Region 14 3rd place</i>		<b>Am. Leadership</b> <i>2-1</i>		<b>Am. Leadership</b> <i>4-2</i>		<b>Rowland Hall</b> <i>3-0</i>	
4:00 pm	<b>Int. Christian</b> <i>Region 17 3rd place</i>						
<b>Richfield*</b> <i>Region 12 1st place</i>		<b>Richfield*</b> <i>6-2</i>					
4:00 pm	<b>S.L. Lutheran</b> <i>Region 17 5th place</i>						
<b>Rowland Hall*</b> <i>Region 14 2nd place</i>		<b>Rowland Hall*</b> <i>4-0</i>		<b>Rowland Hall*</b> <i>6-0</i>		<b>Rowland Hall</b> <i>2-1 OT Champion</i>	
4:00 pm	<b>Beaver</b> <i>Region 12 5th place</i>						
<b>West Ridge*</b> <i>Region 17 2nd place</i>		<b>West Ridge</b> <i>4-2</i>					
4:00 pm	<b>Millard</b> <i>Region 12 4th place</i>						
<b>Grand*</b> <i>Region 12 2nd place</i>		<b>Wasatch Academy*</b> <i>5-2</i>					
4:00 pm	<b>Wasatch Academy</b> <i>Region 14 4th place</i>						
<b>Mt. Vernon*</b> <i>Region 17 1st place</i>		<b>South Summit</b> <i>2-1</i>		<b>South Summit</b> <i>3-0</i>			
4:00 pm	<b>South Summit</b> <i>Region 14 5th place</i>						
<b>St. Joseph*</b> <i>Region 14 1st place</i>		<b>St. Joseph*</b> <i>9-1</i>		<b>St. Joseph*</b> <i>3-1</i>			
4:00 pm	<b>Gunnison</b> <i>Region 12 6th place</i>						
<b>Manti*</b> <i>Region 12 3rd place</i>		<b>Manti</b> <i>3-3 (SO: 5-4)</i>					
4:00 pm	<b>Wendover</b> <i>Region 17 4th place</i>						





**2A**



\* Indicates home team.  
Throughout the tournament the highest seeded team will be the home team. In the event of a tie in seeding a coin toss will determine the home team.





# Soccer - Boys 3A

## 2008 3A Boys' Soccer State Championships

Wednesday, April 30 Home Schools	Saturday, May 3 Home Schools	Friday, May 9 Timpview High School	Saturday, May 10 Timpview High School
<b>Judge Memorial*</b> <i>Region 10 2nd place</i> <b>Ben Lomond</b> <i>Region 11 3rd place</i> <b>Delta*</b> <i>Region 8 1st place</i> <b>Bear River</b> <i>Region 11 5th place</i> <b>Cedar City*</b> <i>Region 9 1st place</i> <b>Carbon</b> <i>Region 8 4th place</i> <b>Morgan*</b> <i>Region 11 2nd place</i> <b>Wasatch</b> <i>Region 10 3rd place</i> <b>Hurricane*</b> <i>Region 9 2nd place</i> <b>North Sanpete</b> <i>Region 8 3rd place</i> <b>Logan*</b> <i>Region 11 1st place</i> <b>Uintah</b> <i>Region 10 4th place</i> <b>Park City*</b> <i>Region 10 1st place</i> <b>Ogden</b> <i>Region 11 4th place</i> <b>Juan Diego*</b> <i>Region 8 2nd place</i> <b>Waterford</b> <i>Region 10 5th place</i>	<b>Judge Memorial</b> <i>0-0 (SO: 5-4)</i> <b>Delta*</b> <i>3-1</i> <b>Cedar City*</b> <i>6-2</i> <b>Morgan</b> <i>2-0</i> <b>Hurricane*</b> <i>2-1</i> <b>Uintah</b> <i>0-0 (SO: 7-6)</i> <b>Park City*</b> <i>2-0</i> <b>Ogden</b> <i>2-0</i> <b>Juan Diego</b> <i>1-0</i>	<b>Judge Memorial</b> <i>2-0</i> <b>Morgan*</b> <i>5-0</i> <b>Uintah</b> <i>2-1</i> <b>Park City*</b> <i>2-0</i>	<b>Morgan</b> <i>1-0 SO:3-2</i> <b>Park City</b> <i>1-0 OT</i> <i>Champion</i> <b>Park City*</b> <i>1-0 OT</i>



**3A**

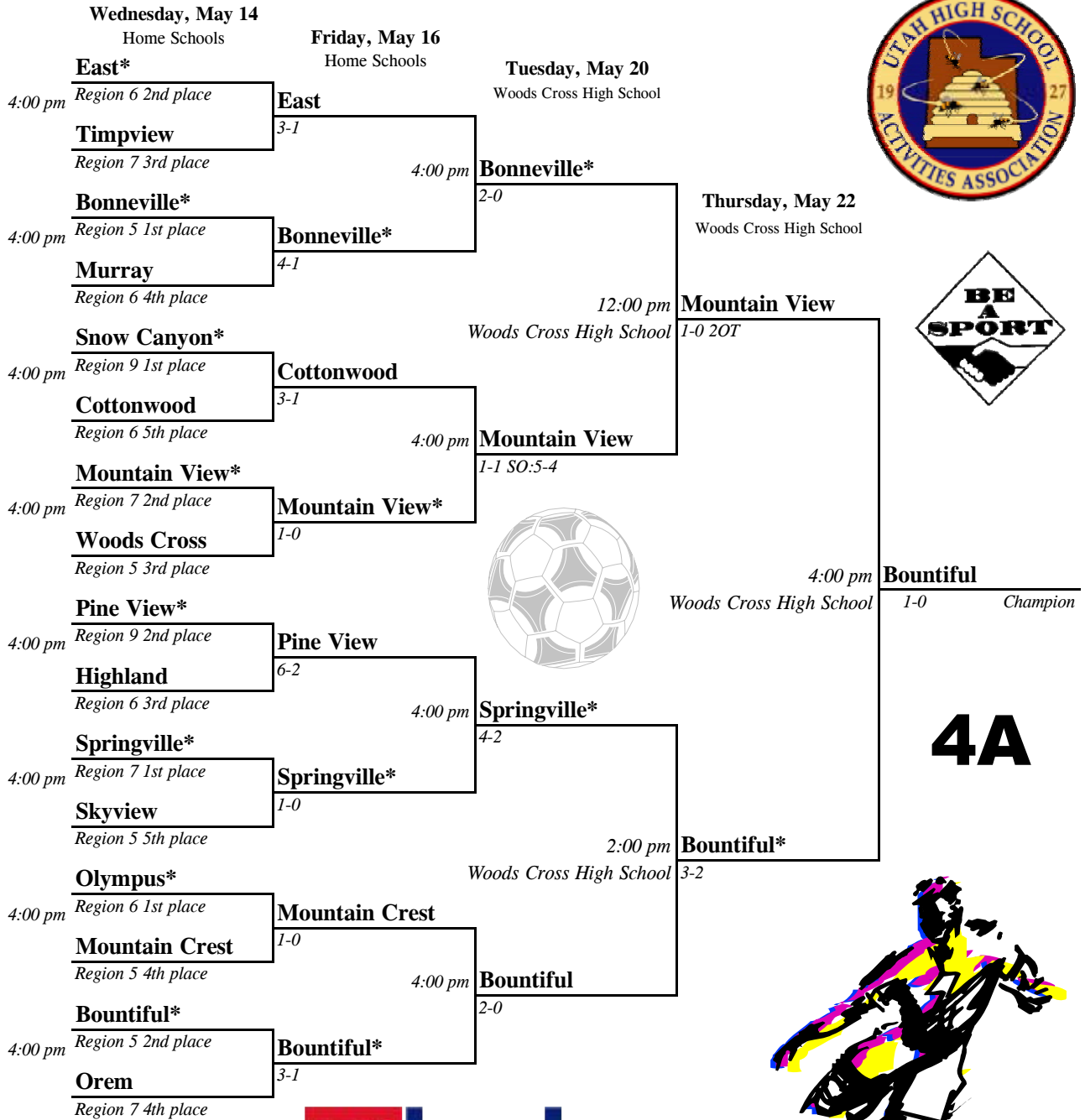


\* Indicates home team.  
Throughout the tournament the highest seeded team will be the home team. In the event of a tie in seeding a coin toss will determine the home team.



# Soccer - Boys 4A

## 2008 4A Boys' Soccer State Championships



\* Indicates home team.  
Throughout the tournament the highest seeded team will be the home team. In the event of a tie in seeding a coin toss will determine the home team.



**SPALDING**



# Soccer - Boys 5A

## 2008 5A Boys' Soccer State Championships

Tuesday, May 13 Home Schools		Friday, May 16 Home Schools	Tuesday, May 20 Woods Cross High School	Thursday, May 22 Woods Cross High School
4:00 pm	<b>Copper Hills*</b> Region 3 2nd place	<b>Alta*</b> 2-0	4:00 pm <b>Alta</b> 3-1	
	<b>Alta</b> Region 2 3rd place			
4:00 pm	<b>Lehi*</b> Region 4 1st place	<b>Layton</b> 2-1		
	<b>Layton</b> Region 1 4th place			
4:00 pm	<b>Viewmont*</b> Region 1 1st place	<b>Viewmont*</b> 5-1	4:00 pm <b>Viewmont</b> 2-1	
	<b>Pleasant Grove</b> Region 4 4th place			
4:00 pm	<b>Jordan*</b> Region 2 2nd place	<b>Jordan</b> 4-2	4:00 pm <b>Viewmont*</b> 2-1	
	<b>Hunter</b> Region 3 3rd place			
4:00 pm	<b>Fremont*</b> Region 1 2nd place	<b>Fremont</b> 3-2		
	<b>Timpanogos</b> Region 4 3rd place			
4:00 pm	<b>Brighton*</b> Region 2 1st place	<b>Brighton*</b> 2-1	4:00 pm <b>Brighton*</b> 1-1 SO:7-6	
	<b>Bingham</b> Region 3 4th place			
4:00 pm	<b>Riverton*</b> Region 3 1st place	<b>Davis</b> 2-1	6:00 pm <b>Brighton*</b> 2-1	
	<b>Davis</b> Region 1 5th place			
4:00 pm	<b>Lone Peak*</b> Region 4 2nd place	<b>Weber*</b> 1-0		
	<b>Weber</b> Region 1 3rd place			
				6:30 pm <b>Brighton</b> 1-0 <i>Champion</i>



**5A**



\* Indicates home team.  
Throughout the tournament the highest seeded team will be the home team. In the event of a tie in seeding a coin toss will determine the home team.



# Soccer - Girls 2A

## 2007 2A Girls' Soccer State Championships

<b>Wednesday, October 10</b> Home Schools		<b>Saturday, October 13</b> Home Schools		<b>Friday, October 19</b> Woods Cross High School		<b>Saturday, October 20</b> Woods Cross High School	
		<b>*Millard</b> Region 12 1st place		<b>*Millard</b> 11-0			
<b>*American Leadership</b> Region 14 4th place		<b>American Leadership</b> 2-1					
4:00 pm	<b>Grand</b> Region 12 5th place						
		<b>*St. Joseph</b> Region 14 2nd place					
		1:00 pm					
		<b>North Sevier</b> Region 12 3rd place		<b>St. Joseph</b> 13-0			
		<b>*Rowland Hall</b> Region 14 1st place					
		1:00 pm					
		<b>*Beaver</b> Region 12 4th place		<b>*Rowland Hall</b> 3-0			
4:00 pm	<b>Richfield</b> Region 12 6th place	<b>Beaver</b> 7-0					
		<b>*Manti</b> Region 12 2nd place					
		1:00 pm					
		<b>*South Summit</b> Region 14 3rd place		<b>South Summit</b> 2-1			
4:00 pm	<b>South Sevier</b> Region 12 7th place	<b>South Summit</b> 5-0					



12:00 noon **Rowland Hall**  
Woods Cross High School 1-0 (3-2) *Champion*



\* Designated home team. In the quarter-finals, the highest seeded team will be the home team. In the event of a tie in seeding a coin toss will determine the home team.



FARMERS




SPALDING





# Soccer - Girls 3A

## 2007 3A Girls' Soccer State Championships



**SPALDING**

**Wednesday, October 10**

Home Schools

**\*Waterford**

Region 10 2nd place

**Ogden**

Region 11 3rd place

**\*Juan Diego**

Region 8 1st place

**Ben Lomond**

Region 11 5th place

**\*Hurricane**

Region 9 1st place

**Carbon**

Region 8 4th place

**\*Bear River**

Region 11 2nd place

**Park City**

Region 10 3rd place

**\*Canyon View**

Region 9 2nd place

**North Sanpete**

Region 8 3rd place

**\*Logan**

Region 11 1st place

**Judge Memorial**

Region 10 4th place

**\*Wasatch**

Region 10 1st place

**Morgan**

Region 11 4th place

**\*Delta**

Region 8 2nd place

**Uintah**

Region 10 5th place

**Saturday, October 13**

Home Schools

**Waterford**

2-1

1:00 pm

**\*Juan Diego**

2-0

**\*Hurricane**

7-0

1:00 pm

**Bear River**

1-0

**\*Canyon View**

3-0

1:00 pm

**Judge Memorial**

1-0

**\*Wasatch**

3-1

1:00 pm

**Uintah**

2-0

**Friday, October 19**

Woods Cross High School

**Juan Diego**

3-2

3:00 pm

Woods Cross High School

**\*Hurricane**

2-0

**Judge Memorial**

2-0

5:00 pm

Woods Cross High School

**Judge Memorial**

2-1

**Saturday, October 20**

Woods Cross High School

**\*Juan Diego**

3-2

2:30 PM

Woods Cross High School

**Judge Memorial**

1-0

Champion

\* Designated home team. In the quarter-finals, the highest seeded team will be the home team. In the event of a tie in seeding a coin toss will determine the home team.




**FARMERS**



# Soccer - Girls 4A

## 2007 4A Girls' Soccer State Championships



**Tuesday, October 9**

Home Schools

**\*Murray**

Region 6 2nd place

4:00 pm

**Mountain View**

Region 7 3rd place

**\*Bountiful**

Region 5 1st place

4:00 pm

**Olympus**

Region 6 4th place

**\*Dixie**

Region 9 1st place

4:00 pm

**Cottonwood**

Region 6 5th place

**\*Orem**

Region 7 2nd place

4:00 pm

**Mountain Crest**

Region 5 3rd place

**\*Highland**

Region 6 3rd place

4:00 pm

**Pine View**

Region 9 2nd place

**\*Springville**

Region 7 1st place

4:00 pm

**Woods Cross**

Region 5 5th place

**\*East**

Region 6 1st place

4:00 pm

**Skyview**

Region 5 4th place

**\*Bonneville**

Region 5 2nd place

4:00 pm

**Provo**

Region 7 4th place

**Thursday, October 11**

Home Schools

**\*Mountain View**

0-0 (3-2)

4:00 pm

**Olympus**

3-2 (4-2)

**\*Dixie**

2-1

4:00 pm

**Orem**

4-1

**\*Highland**

3-1

4:00 pm

**Woods Cross**

1-0

**\*East**

3-0

4:00 pm

**Bonneville**

3-0

**Tuesday, October 16**

Juan Diego Catholic High School

**Mountain View**

1-0

3:00 pm

Juan Diego Catholic High School

**\*Orem**

2-0

2:30 PM

Juan Diego Catholic High School

**Highland**

1-0

5:00 pm

Juan Diego Catholic High School

**\*East**

4-2

**Saturday, October 20**

Juan Diego Catholic High School

**\*Orem**

2-1

**Orem**

4-0

Champion

\* Designated home team. In the quarter-finals, the highest seeded team will be the home team. In the event of a tie in seeding a coin toss will determine the home team.



FARMERS



SPALDING



# Soccer - Girls 5A

## 2007 5A Girls' Soccer State Championships



**SPALDING**

**Tuesday, October 9**  
Home Schools

**Thursday, October 11**  
Home Schools

**Tuesday, October 16**  
Juan Diego Catholic High School

**Saturday, October 20**  
Juan Diego Catholic High School

4:00 pm	<b>*Bingham</b> Region 3 2nd place
	<b>Jordan</b> Region 2 3rd place
4:00 pm	<b>*Lone Peak</b> Region 4 1st place
	<b>Northridge</b> Region 1 4th place
4:00 pm	<b>*Davis</b> Region 1 1st place
	<b>Lehi</b> Region 4 4th place
4:00 pm	<b>*Brighton</b> Region 2 2nd place
	<b>Copper Hills</b> Region 3 3rd place
4:00 pm	<b>*Viewmont</b> Region 1 2nd place
	<b>American Fork</b> Region 4 3rd place
4:00 pm	<b>*Alta</b> Region 2 1st place
	<b>West Jordan</b> Region 3 4th place
4:00 pm	<b>*Riverton</b> Region 3 1st place
	<b>Layton</b> Region 1 5th place
4:00 pm	<b>*Timpanogos</b> Region 4 2nd place
	<b>Weber</b> Region 1 3rd place

**Jordan**  
2-1

4:00 pm

**\*Lone Peak**

5-1

**\*Davis**

4-0

4:00 pm

**Brighton**

4-0

**Viewmont**

2-1

4:00 pm

**\*Alta**

11-0

**\*Riverton**

5-0

4:00 pm

**Timpanogos**

1-0

**\*Lone Peak**

2-1

11:00 am

Juan Diego Catholic High School

**Brighton**

2-1

12:00 noon

Juan Diego Catholic High School

**\*Alta**

6-1

1:00 pm

Juan Diego Catholic High School

**Timpanogos**

4-0

**Lone Peak**

3-2

**Alta**

3-0

Champion

\* Designated home team. In the quarter-finals, the highest seeded team will be the home team. In the event of a tie in seeding a coin toss will determine the home team.



# Softball - 2A

Saturday, May 3rd

Spanish Fork

School may not be missed  
on Fri., May 2nd

## 2008 2A State Softball Championships

Saturday, May 3rd

Games 1-16

Spanish Fork Softball Complex

May 3 & 9-10

<b>Juab</b> *				<b>Friday, May 9th</b>			
1	Region 14 #3	10:00am F1		<b>Spanish Fork</b>			
	<b>Richfield</b>			<b>Games 17-28</b>			
	Region 12 #3			<b>Juab</b> *			
	<b>Parowan</b>			won 4-3			
2	Region 13 #1	12 noon F1					
	<b>Rowland Hall</b>						
	Region 14 #5						
	<b>American Leadership</b>						
3	Region 14 #2	10:00am F2					
	<b>Monticello</b>						
	Region 13 #5						
	<b>Manti</b>						
4	Region 12 #2	12 noon F2					
	<b>Millard</b>						
	Region 13 #4						
	<b>Beaver</b>						
5	Region 13 #2	10:00am F3					
	<b>South Summit</b>						
	Region 14 #4						
	<b>San Juan</b>						
6	Region 12 #1	12 noon F3					
	<b>Duchesne</b>						
	Region 14 #6						
	<b>North Summit</b>						
7	Region 14 #1	10:00am F4					
	<b>Grand County</b>						
	Region 12 #5						
	<b>Enterprise</b>						
8	Region 13 #3	12 noon F4					
	<b>South Sevier</b>						
	Region 12 #4						
	<b>Enterprise</b>						
	<b>Richfield</b>						
9	2:00pm F1						
	<b>Rowland Hall</b>						
	<b>Beaver</b>						
	<b>Monticello</b>						
10	2:00pm F2						
	<b>Millard</b>						
	<b>ALA</b>						
	<b>South Summit</b>						
11	2:00pm F3						
	<b>S. Summit</b>						
	<b>Duchesne</b>						
	<b>Parowan</b>						
	<b>North Summit</b>						
12	2:00pm F4						
	<b>S. Sevier</b>						
	<b>South Sevier</b>						

Home teams are pre-determined by seed for games 1-16. For games 17-22 home team is pre-determined. After that, the team that has been home team the least during the tournament (beginning with Game #17) will be the home team. A coin toss will determine home team if both teams have the same seed (games 9-16) or have been the home team an equal number of times (games 23-31).

**Friday, May 9th**  
**Spanish Fork**  
**Games 17-28**

**Juab** \*

won 4-3

game 21  
4:00 pm F2

**Manti**

won 5-4

game 27  
8:00 pm F3

**San Juan** \*

won 3-2

game 22  
4:00 pm F3

**Grand County**

won 11-2

game 29  
10:00 am F3  
Sat., May 10th

**Manti**

won 14-1

game 28  
8:00 pm F4

**South Sevier**

won 4-3

game 26  
6:00 pm F4

**S. Sevier**

won 6-2

game 25  
6:00 pm F3

**Millard**

won 12-6

game 24  
4:00 pm F4

**S. Sevier**

won 5-4

game 23  
4:00 pm F1

**Richfield**

won 11-8

game 22  
4:00 pm F3

**Enterprise**

won 8-7

game 21  
4:00 pm F2

**Juab**

won 9-7

game 27  
8:00 pm F3

**San Juan**

won 2-1

game 30  
12:30 pm F3  
Saturday, May 10th

**San Juan**

Champion  
won 5-2


Game 31, if  
necessary, will  
be played 15  
minutes after  
the conclusion  
of game 30.



# 2A



**FARMERS**



**DUDLEY**





# Softball - 3A

## 2008 3A State Softball Championships

Saturday, May 10th

Region Sites

School may not be missed  
on Fri., May 9th

Thursday, May 15th  
Games 13-20

Region Sites & Valley Softball Complex

May 10 & 15-17

Site of Region 8 #1

Site of Region 9 #1

Site of Region 11 #1

Site of Region 10 #1

**Wasatch** \*

1 Region 10 #2 10:00am

**Morgan**

Region 11 #3

**Juan Diego** \*

2 Region 8 #1 12:00 noon

**Ben Lomond**

Region 11 #5

**Cedar City** \*

3 Region 9 #1 10:00am

**Carbon**

Region 8 #4

**Grantsville** \*

4 Region 11 #2 12:00 noon

**Union**

Region 10 #3

**Hurricane** \*

5 Region 9 #2 10:00am

**North Sanpete**

Region 8 #3

**Bear River** \*

6 Region 11 #1 12:00 noon

**Park City**

Region 10 #4

**Uintah** \*

7 Region 10 #1 10:00am

**Logan**

Region 11 #4

**Emery** \*

8 Region 8 #2 12:00 noon

**Judge Memorial**

Region 10 #5

**Emery** \*

9 2:00pm **Morgan**

**Ben Lomond**

**Hurricane** \*

10 2:00pm **Carbon**

**Union**

**N. Sanpete** \*

11 2:00pm **N. Sanpete**

**Park City**

**Juan Diego** \*

12 2:00pm **Logan**

**Judge Mem.**

**Judge Mem.**

**Judge Mem.**

**Judge Mem.**

**Judge Mem.**

**Judge Mem.**

**Judge Mem.**

**Judge Mem.**

**Judge Mem.**

**Judge Mem.**

**Judge Mem.**

**Judge Mem.**

**Judge Mem.**

**Judge Mem.**

**Judge Mem.**

**Judge Mem.**

**Judge Mem.**

**Judge Mem.**

**Judge Mem.**

**Judge Mem.**

**Judge Mem.**

**Judge Mem.**

**Wasatch**

won 10-4

5:30 pm F1

game 13

**Juan Diego**

won 12-1

**Cedar City**

won 8-1

5:30 pm F2

game 14

**Grantsville**

won 8-0

**Hurricane**

won 3-2

5:30 pm F3

game 15

**Bear River**

won 10-0

**Uintah**

won 10-0

5:30 pm F4

game 16

**Emery**

won 8-3

**Emery**

3-2

1:30 pm F2

game 23

**Union**

15-4

**Grantsville**

5-1

3:45 pm F4

game 24

**Juan Diego**

1-30 pm F3

game 25

**Juan Diego**

5-4

**Juan Diego**

5-4

**Juan Diego**

5-4

**Juan Diego**

5-4

**Juan Diego**

5-4

**Juan Diego**

5-4

**Juan Diego**

5-4

**Juan Diego**

5-4

**Juan Diego**

5-4

**Juan Diego**

5-4

**Juan Diego**

5-4

**Juan Diego**

5-4

**Juan Diego**

5-4

**Juan Diego**

Friday, May 16th

Games 21-28

**Wasatch** \*

8-0

**Cedar City**

3-0

game 21

1:30 pm F1

**Cedar City**

4-3

**Cedar City**

4-3

**Cedar City**

4-3

**Cedar City**

4-3

**Cedar City**

4-3

**Cedar City**

4-3

**Cedar City**

4-3

**Cedar City**

4-3

**Cedar City**

4-3

**Cedar City**

4-3

**Cedar City**

4-3

**Cedar City**

4-3

**Cedar City**

4-3

**Cedar City**

4-3

**Cedar City**

4-3

**Cedar City**

4-3

**Cedar City**

4-3

**Cedar City**

4-3

**Cedar City**

4-3

**Cedar City**

4-3

**Cedar City**

4-3

**Cedar City**

4-3

**Cedar City**

4-3

**Cedar City**

4-3

**Cedar City**

4-3

**Cedar City**

4-3

**Cedar City**

4-3

**Cedar City**

4-3

**Cedar City**



game 27

6:00 pm F1

Friday, May 16

**Bear River**

9-7

**Bear River**

9-7

**Bear River**

9-7

**Bear River**

9-7

**Bear River**

9-7

**Bear River**

9-7

**Bear River**

9-7

**Bear River**

9-7

**Bear River**

9-7

**Bear River**

9-7

**Bear River**

9-7

**Bear River**

9-7

**Bear River**

9-7

**Bear River**

9-7

**Bear River**

9-7

**Bear River**

9-7

**Bear River**

9-7

**Bear River**

9-7

**Bear River**

9-7

**Bear River**

9-7

**Bear River**

9-7

**Bear River**

9-7

**Bear River**

9-7

**Bear River**



**Bear River**

5-1

**Bear River**

5-1

**Bear River**

5-1

**Bear River**

5-1

**Bear River**

5-1

**Bear River**

5-1

**Bear River**

5-1

**Bear River**

5-1

**Bear River**

5-1

**Bear River**

5-1

**Bear River**

5-1

**Bear River**

5-1

**Bear River**

5-1

**Bear River**

5-1

**Bear River**

5-1

**Bear River**

5-1

# Softball - 4A

## 2008 4A State Softball Championships

Tuesday, May 13th

Home Sites

Games 1-8

Thursday, May 15th

Home Sites

Games 9-16

Home Sites & Valley Softball Complex

May 13, 15 & 20-22

<b>Olympus</b> *		<b>Games 9-16</b>	
1 <b>Region 6 #2</b> 4:00pm	<b>Timpview</b>	<b>Olympus</b> 4-2	
<b>Region 7 #3</b>		4:00pm game 13	
<b>Bountiful</b> *		<b>Bountiful</b> *	
2 <b>Region 5 #1</b> 4:00pm	<b>West</b>	<b>Bountiful</b> 15-0	
<b>Region 6 #4</b>			
<b>Dixie</b> *			
3 <b>Region 9 #1</b> 4:00pm	<b>Cottonwood</b>	<b>Dixie</b> 18-0	
<b>Region 6 #5</b>		4:00pm game 14	
<b>Tooele</b> *		<b>Tooele</b>	
4 <b>Region 7 #2</b> 4:00pm	<b>Woods Cross</b>	<b>Tooele</b> 5-1	
<b>Region 5 #3</b>			
<b>Snow Canyon</b> *			
5 <b>Region 9 #2</b> 4:00pm	<b>Cyprus</b>	<b>Snow Canyon</b> 4-0	
<b>Region 6 #3</b>		4:00pm game 15	
<b>Springville</b> *		<b>Springville</b> *	
6 <b>Region 7 #1</b> 4:00pm	<b>Box Elder</b>	<b>Springville</b> 10-0	
<b>Region 5 #5</b>			
<b>Murray</b> *			
7 <b>Region 6 #1</b> 3:00pm	<b>Sky View</b>	<b>Murray</b> 7-0	
<b>Region 5 #4</b>		3:00pm game 16	
<b>Roy</b> *		<b>Roy</b>	
8 <b>Region 5 #2</b> 4:00pm	<b>Payson</b>	<b>Roy</b> 3-0	
<b>Region 7 #4</b>			
<b>Roy</b> *		<b>Bountiful</b>	
<b>Timpview</b> *	1:00pm F3 · 17	<b>Roy</b> game 25	
9 <b>West</b> 4:00pm	<b>Timpview</b> 10-5	5:00 pm F3	
<b>Cottonwood</b>	<b>Snow Canyon</b> *	<b>Roy</b> 15-5	
10 <b>Woods Cross</b> *	1:00pm F4 · 18	<b>Snow Canyon</b>	
<b>Woods Cross</b> *	<b>Woods Cross</b> 12-2	5:30 pm F3	
<b>Cyprus</b> *	<b>Dixie</b> *	<b>Springville</b>	
11 <b>Box Elder</b> 4:00pm	3:15pm F3 · 19	<b>Dixie</b> game 26	
<b>Box Elder</b> 8-4	<b>Box Elder</b> 9-4	5:00 pm F4	
<b>Sky View</b> *	<b>Olympus</b> *	<b>Dixie</b> 7-5	
12 <b>Payson</b> 4:00pm	3:15pm F4 · 20	<b>Sky View</b> game 24	
	<b>Sky View</b> 14-4	7:45 pm F3	
	<b>Payson</b> 3-0		



**DUDLEY**

<b>Tuesday May 20th Games 17-24</b>	
<b>Bountiful</b> *	
9-0	
game 21	
5:30 pm F4	
<b>Tooele</b>	
8-4	

**Wednesday May 21st Games 25-28**

**Tooele** 3-2

game 27  
7:15 pm F4

<b>Springville</b> *	
9-3	
game 22	
7:45 pm F4	
<b>Murray</b>	
9-3	
game 29	
9:45 am F4	
Thurs., May 22	

**Murray**

game 29  
9:45 am F4  
Thurs., May 22

**Bountiful** 10-2



**Tooele** 7-0

game 30  
12:00 noon F4  
Thursday, May 22nd


**Tooele** 4-3 **Champion**

**4A**

Game 31, if necessary, will be played 15 minutes after the conclusion of game 30.



**FARMERS**



# Softball - 5A

## 2008 5A State Softball Championships

Tuesday, May 13th

Home Sites

Games 1-8

Thursday, May 15th

Home Sites

Games 9-16

Home Sites & Valley Softball Complex

May 13, 15 & 20-22

<b>Riverton</b> *		<b>Riverton</b>	
1	Region 3 #2	4:00pm	10-0
<b>Alta</b>			
Region 2 #3		4:00pm	game 13
<b>Spanish Fork</b> *			
2	Region 4 #1	4:00pm	<b>Spanish Fork</b> *
<b>Layton</b>			
Region 1 #4			
<b>Fremont</b> *			
3	Region 1 #1	4:00pm	<b>Fremont</b> *
<b>American Fork</b>			
Region 4 #4		4:00pm	game 14
<b>Brighton</b> *			
4	Region 2 #2	4:00pm	<b>Hunter</b>
<b>Hunter</b>			
Region 3 #3			
<b>Viewmont</b> *			
5	Region 1 #2	4:00pm	<b>Pleasant Grove</b>
<b>Pleasant Grove</b>			
Region 4 #3		4:00pm	game 15
<b>Taylorsville</b> *			
6	Region 2 #1	4:00pm	<b>Taylorsville</b> *
<b>Copper Hills</b>			
Region 3 #4			
<b>Bingham</b> *			
7	Region 3 #1	4:00pm	<b>Weber</b>
<b>Weber</b>			
Region 1 #5		4:00pm	game 16
<b>Lehi</b> *			
8	Region 4 #2	4:00pm	<b>Northridge</b> *
<b>Northridge</b>			
Region 1 #3			
<b>Weber</b> *			
<b>Alta</b>			
4:00pm			
9	<b>Layton</b>	17	<b>Layton</b>
<b>Layton</b>			
5-3			
<b>Pleasant Grc</b> *			
1:00pm F2 · 18			
10	<b>American Fork</b>	8-3	<b>American Fork</b>
4:00pm			
<b>Brighton</b> *			
8-2			
<b>Hunter</b> *			
3:15pm F1 · 19			
11	<b>Viewmont</b> *	6-4	<b>Viewmont</b>
4:00pm			
<b>Copper Hills</b>			
8-4			
<b>Spanish Forl</b> *			
7:45 pm F2			
<b>Bingham</b> *			
3:15pm F2 · 20			
12	<b>Bingham</b>	5-3	<b>Bingham</b>
4:00pm			
<b>Lehi</b>			
2-0			

Tuesday  
May 20th  
Games 17-24

<b>Riverton</b> *	
7-3	
	game 21
	5:30 pm F1
<b>Fremont</b>	
8-3	

Wednesday  
May 21st  
Games 25-28

<b>Riverton</b>	
6-2	
	game 27
	7:15 pm F1
<b>Taylorsville</b> *	
6-3	
	game 22
	7:45 pm F1
<b>Taylorsville</b>	
6-1	
	game 30
	12:00 noon F1
	Thursday, May 22nd

<b>Riverton</b>	
	game 29
	9:45 am F1
	Thurs., May 22
<b>Fremont</b>	
8-1	
	game 28
	7:15 pm F2
<b>Bingham</b>	
4-1	



# 5A

**Bingham**  
3-2; 10-1 Champ.

Game 31, if necessary, will be played 15 minutes after the conclusion of game 30.



FARMERS®



# DUDLEY®

Home teams are pre-determined by seed for games 1-16. For games 17-22 home team is pre-determined. After that, the team that has been home team the least during the tournament (beginning with Game #17) will be the home team. A coin toss will determine home team if both teams have the same seed (games 9-16) or have been the home team an equal number of times (games 23-31).



# Swimming - 3A

Utah High School 3A State Swimming Champs - 2/1/2008 to 2/2/2008  
3A State Champs  
2007-2008

Women - Team Scores			Men - Team Scores		
Place	School	Points	Place	School	Points
1	Park City High School	413.5	1	Ogden High School	339
2	Judge Memorial Catholic HS	408.5	2	Wasatch High School	317.5
3	Logan High School	340	3	Logan High School	243.5
4	Wasatch High School	194	4	Judge Memorial Catholic HS	216.5
5	Juan Diego Catholic HS	168	5	Park City High School	161
6	Cedar City High School	153	6	Cedar City High School	160
7	Canyonview High School	85	7	Rowland Hall St. Marks HS	141
8	Ogden High School	59	8	Juan Diego Catholic HS	132
9	Rowland Hall St. Marks HS	56	9	Bear River High School	128.5
10	Carbon High School	55	10	Uintah High School	87
11	Uintah High School	54	11	Richfield High School	63
12	Bear River High School	42	12	Canyonview High School	55
13	Richfield High School	38	13	Delta High School	39
14	South Summit High School	34	13	Intermountain Christian HS	39
15	Delta High School	20	15	Ben Lomond High School	14
16	Grantsville High School	10	15	Oakley High School	14
16	Ben Lomond High School	10	15	Grantsville High School	14
18	Waterford High School	6	18	Carbon High School	6

For Individual Event Results Click [HERE](#)



# Swimming - 4A

4A State Swimming Championships - 2/1/2008 to 2/2/2008

Women - Team Scores		Men - Team Scores	
Place	School	Place	School
Points		Points	
1	East High School	1	Springville High School
2	Murray High School	2	Snow Canyon High School
3	Timpview High School	3	Murray High School
4	Mountain Crest High School	4	Mountain Crest High School
5	Springville High School	5	Tooele High School
6	Pine View High School	6	East High School
7	Cyprus High School	7	Orem High School
8	Cottonwood High School	8	Woods Cross High School
9	Sky View High School	9	Bountiful High School
10	Orem High School	10	Olympus High School
11	Olympus High School	11	Sky View High School
12	Tooele High School	12	Highland High School
13	Dixie High School	13	Mountain View High School
14	Provo High School	14	Box Elder High School
15	Snow Canyon High School	15	Provo High School
16	Mountain View High School	16	Pine View High School
17	West High School	17	Cyprus High School
18	Highland High School	18	Timpview High School
19	Woods Cross High School	19	Roy High School
20	Box Elder High School	20	Bonneville High School
21	Roy High School	20	Dixie High School
		22	Cottonwood High School

For Individual Event Results Click [HERE](#)

# Swimming - 5A

5A State Swimming Championships - 2/8/2008 to 2/9/2008

Women - Team Scores			Men - Team Scores		
Place	School	Points	Place	School	Points
1	Skyline Eagles	409.50	1	West Jordan Jaguars	308
2	Brighton Bengals	312	2	Brighton Bengals	285
3	Lone Peak Knights	246	3	Skyline Eagles	250
4	Kearns Cougars	213.50	4	Bingham Miners	225
5	Alta Hawks	151	5	Alta Hawks	149
6	American Fork Cavemen	149	6	Hunter Wolverines	148
7	Viewmont Vikings	112	7	Kearns Cougars	138
8	Layton Lancers	103	8	American Fork Cavemen	120
9	Bingham Miners	102	8	Lone Peak Knights	120
10	Lehi Pioneers	79	10	Viewmont Vikings	90.5
11	Hunter Wolverines	57	11	Northridge Knights	73
12	Weber Warriors	48	12	Lehi Pioneers	66
13	West Jordan Jaguars	38	13	Jordan Beetdiggers	63.5
14	Spanish Fork Dons	31	14	Weber Warriors	46
15	Pleasant Grove Vikings	28	15	Davis Darts	18
16	Copper Hills Grizzlies	26	16	Spanish Fork Dons	16
17	Hillcrest Huskies	24	16	Layton Lancers	16
18	Northridge Knights	20	18	Pleasant Grove Vikings	15
19	Riverton Silverwolves	12	19	Copper Hills Grizzlies	8
20	ordan Beetdiggers	7	20	Fremont Silverwolves	6
			21	Syracuse Titans	4
			22	Taylorsville Warriors	1

For Individual Event Results Click [HERE](#)

# Tennis - Boys

## 2008 Boys' Tennis State Tournament Results

### 5A SCHOOLS: Liberty Park, May 9-10

Team	Score
Brighton	21
Hillcrest	15
Lone Peak	13
Bingham	12
Skyline	6
Viewmont	5
Lehi	4
Hunter	3
Pleasant Grove	3
Alta	2
Davis	2
Spanish Fork	2
Timpanogos	1
West Jordan	1

No. 1 Singles		
1st	Spencer Smith	Brighton
2nd	Tyler Loong	Lone Peak
No. 2 Singles		
1st	Corbin Benson	Brighton
2nd	Spencer Loong	Lone Peak
No. 3 Singles		
1st	Grant Taylor	Brighton
2nd	Bridger Dallimore	Hillcrest
No. 1 Doubles		
1st	J. Peterson/S. Balls	Bingham
2nd	Z. Dastrup/J. Oviatt	Hillcrest
No. 2 Doubles		
1st	B. Hashimoto/J. Meiling	Hillcrest
2nd	E. Bonar/L. Shunk	Skyline

### 4A SCHOOLS: Liberty Park, May 16-17

Team	Score
Timpview	25
Pine View	12
Highland	11
Bountiful	7
Cottonwood	6
Box Elder	5
Mountain View	5
Woods Cross	5
Dixie	4
Mountain Crest	4
East	2
Bonneville	1
Orem	1
Provo	1
West	1

### 4A Continued -

No. 1 Singles		
1st	Devin Lane	Highland
2nd	Jordan Barlow	Box Elder
No. 2 Singles		
1st	Cal Larson	Timpview
2nd	Michael Hughes	Woods Cross
No. 3 Singles		
1st	Skyler Evans	Timpview
2nd	Adam Lewis	Mt. View
No. 1 Doubles		
1st	B. Bahme/P. Dobson	Timpview
2nd	C. Wilkey/S. Almquist	Pine View
No. 2 Doubles		
1st	M. Christensen/D. Wardrop	Timpview
2nd	J. Lingwall/K. Steck	Pine View

### 3A SCHOOLS: BYU, May 16-17

Team	Score
Judge Memorial	18
Logan	14
Park City	14
Ogden	11
Bear River	8
Cedar City	5
North Sanpete	5
Morgan	4
Hurricane	3
Juan Diego	3
Grantsville	2
Wasatch	2
Delta	1

No. 1 Singles		
1st	Parker Rhodes	Ogden
2nd	Brandon Nielsen	Logan
No. 2 Singles		
1st	Trey Kennedy	Judge Memorial
2nd	John Packham	Park City
No. 3 Singles		
1st	Andrew Lam	Judge Memorial
2nd	Bryan Miller	Bear River
No. 1 Doubles		
1st	J. Ballam/M. Hopkins	Logan
2nd	J. Hawkins/I. Duarte	Ogden
No. 2 Doubles		
1st	E. Pace/T. Clark	Park City
2nd	D. May/L. Taillac	Judge Memorial

# Tennis - Boys

**1A-2A SCHOOLS:** *Coach Mike's, May 10*

Team	Score
Rowland Hall	21
Manti	10
Parowan	7
Duchesne	5
Gunnison	3
Grand	1
Meridian	1
Richfield	1
South Sevier	1

## No. 1 Singles

1st	Beau Browning	Duchesne
2nd	Sam Miller	Rowland Hall

## No. 2 Singles

1st	Joe Illingworth	Rowland Hall
2nd	Callan Jones	Manti

## No. 3 Singles

1st	Matt Bossart	Rowland Hall
2nd	Skyler Harris	Parowan

## No. 1 Doubles

1st	G. Aste/N. Brown	Manti
2nd	R. Thompson/D. Livsey	Rowland Hall

## No. 2 Doubles

1st	S. Smith/A. Ward	Rowland Hall
2nd	S. Rowley/J. Call	Parowan



# Tennis - Girls

## 2007 Girls' Tennis State Tournament Results

### 5A SCHOOLS: Liberty Park, October 4 & 6

Team	Score
Alta	17
Skyline	12
Lone Peak	12
Spanish Fork	8
Brighton	8
Weber	8
Bingham	6
Pleasant Grove	4
Timpanogos	4
Davis	2
Hunter	2
Northridge	2
Viewmont	2
Jordan	1
Riverton	1
West Jordan	1

#### No. 1 Singles

1st	MaryAnne McFarlane	Weber
2nd	Aubrey Paul	Alta

#### No. 2 Singles

1st	Ashley Tanner	Alta
2nd	Kelley Argyle	Spanish Fork

#### No. 3 Singles

1st	Cameryn Call	Lone Peak
2nd	Mandie Divino	Alta

#### No. 1 Doubles

1st	H. Hays/K. Johnston	Skyline
2nd	W. White/B. Henneman	Lone Peak

#### No. 2 Doubles

1st	A. Adondakis/K. Douville	Skyline
2nd	B. Jacobsen/J. Osterloh	Brighton

### 4A SCHOOLS: Liberty Park, October 5 & 6

Team	Score
Pine View	22
Orem	20
Bountiful	11
East	11
Cottonwood	6
Sky View	5
Murray	3
Timpview	3
Dixie	2
Highland	2
Mountain View	2
Woods Cross	2

### 4A Continued -

#### No. 1 Singles

1st	Callie Craig	Orem
2nd	Morgan Anderson	Pine View

#### No. 2 Singles

1st	Kelsie Craig	Orem
2nd	Melissa Cowles	Pine View

#### No. 3 Singles

1st	Andie Young	Orem
2nd	Karlie Hancock	Pine View

#### No. 1 Doubles

1st	R. Barker/S. Black	East
2nd	L. Wright/A. Gempeler	Pine View

#### No. 2 Doubles

1st	H. Wright/A. Ford	Pine View
2nd	M. Keddington/B. Lalli	Bountiful

### 3A SCHOOLS: BYU, October 5 & 6

Team	Score
Juan Diego	21
Ogden	18
Park City	12
Logan	10
Judge Memorial	7
Bear River	4
Cedar City	4
Waterford	4
Ben Lomond	2
Delta	2
Hurricane	2
North Sanpete	2
Canyon View	1
Emery	1

#### No. 1 Singles

1st	Romina Nadakovic	Juan Diego
2nd	Tori Arneson	Ogden

#### No. 2 Singles

1st	Paige Miles	Juan Diego
2nd	Kylie Peek	Park City

#### No. 3 Singles

1st	Masha Chadovic	Juan Diego
2nd	Tessa Wray	Park City

#### No. 1 Doubles

1st	A. Seimke/A. Stokes	Ogden
2nd	K. Roskelley/J. Anderson	Logan

#### No. 2 Doubles

1st	E. Steele/M. Tribe	Ogden
2nd	J. Pok/M. Rockwell	Judge Memorial

# Tennis - Girls 4A

## 1A-2A SCHOOLS: *Liberty Park, September 29*

Team	Score
Rowland Hall-St. Mark's	17
St. Joseph	17
Grand	6
Manti	4
San Juan	4
Parowan	1
Richfield	1

No. 1 Singles		
1st	Lauren Jones	St. Joseph
2nd	Blake Harries	Rowland Hall-St. Mark's

No. 2 Singles		
1st	Emily Lopez	Grand
2nd	Jenn Mijer	St. Joseph
No. 3 Singles		
1st	Jessica Grey	Rowland Hall-St. Marks
2nd	Alex Montgomery	St. Joseph
No. 1 Doubles		
1st	A. Bossart/M. Loughridge	Rowland Hall-St. Mark's
2nd	L. Shumway/G. Nielseon	San Juan
No. 2 Doubles		
1st	K. Eddy/M. Foreman	St. Joseph
2nd	S. Hartsell/M. Allred	Rowland Hall-St. Mark's

# Track & Field - Boys

## 2008 Boys' Track State Meet Results

### 5A SCHOOLS: BYU, May 16-17

Team	Score
Davis	110
Fremont	62
Skyline	54
Timpanogos	52
Riverton	50
Bingham	45.5
Spanish Fork	34
Viewmont	30
Layton	27
Weber	26
Syracuse	23
Jordan	22.5
Hillcrest	19
Brighton	18
Lone Peak	15
Taylorsville	14
Pleasant Grove	14
West Jordan	13
Northridge	12
American Fork	12
Alta	7
Hunter	1
Kearns	1
Clearfield	1

### 100 M Dash

1.	Taylor Lyons 10.87	Timpanogos
2.	Tyrell Yardley	Syracuse
3.	Ryan Avery	Davis
4.	Grant Jimenez	Timpanogos
5.	Tyler Conrad	Bingham
6.	Jeff Daw	Skyline

### 200 M Dash

1.	Jeff Daw 21.95	Skyline
2.	Tyrell Yardley	Syracuse
3.	Taylor Lyons	Timpanogos
4.	Matt White	Fremont
5.	Grant Jimenez	Timpanogos
6.	Tyler Conrad	Bingham

### 400 M Dash

1.	Jeff Daw 47.92	Skyline
2.	Matt White	Fremont
3.	Trevor Poll	Northridge
4.	Ryan Holley	Fremont
5.	Donovan Guerrero	Pleasant Grove
6.	Jason Anderson	Spanish Fork

### 800 M Run

1.	Trevor Sharp 1:55.13	Riverton
2.	Steven Clark	Skyline
3.	Trevor Poll	Northridge
4.	Brandon Davies	Timpanogos
5.	Marcus Charlesworth	Fremont
6.	Logan Iverson	Viewmont

### 1600 M Run

1.	Trevor Sharp 4:18.24	Riverton
2.	Steven Clark	Skyline
3.	George Barlow	Weber
4.	Ben Felix	American Fork
5.	Tyson Butler	Layton
6.	Oliver Williams	Brighton

### 3200 M Run

1.	Steven Clark 9:27.66	Skyline
2.	George Barlow	Weber
3.	Nate Jewkes	Bingham
4.	Thatcher Olson	Skyline
5.	Ben Felix	American Fork
6.	Trevor Sharp	Riverton

### 110 M Hurdles

1.	Shaun Webb 14.82	Davis
2.	Jon Goble	Fremont
3.	Brady Johnson	Hillcrest
4.	Kaelen Gustafson	Bingham
5.	Caleb Prior	Spanish Fork
6.	Matthew Maughan	Riverton

### 300 M Hurdles

1.	Shaun Webb 39.24	Davis
2.	Jordan Fletcher	West Jordan
3.	Jon Goble	Fremont
4.	Justin Judd	Hillcrest
5.	Aaron Jausi	Riverton
6.	Levi Williams	Pleasant Grove

### 400 Meter Relay

1.	Bingham	42.16
2.	Riverton	
3.	Davis	
4.	Layton	
5.	Lone Peak	
6.	Viewmont	

### 1600 Meter Relay

1.	Davis	3:23.57
2.	Fremont	
3.	Alta	
4.	West Jordan	
5.	Spanish Fork	
6.	Timpanogos	





# Track & Field - Boys

## Medley Relay

1.	Davis	3:34.13
2.	Timpanogos	
3.	Viewmont	
4.	Brighton	
5.	Pleasant Grove	
6.	Spanish Fork	

## Javelin

1.	Spencer Fawcett 180'01	Spanish Fork
2.	Mike Scheidler	Brighton
3.	Brett Howell	Spanish Fork
4.	Phillip Tarver	Jordan
5.	Nate Azera	Taylorville
6.	Mitch McMullin	Spanish Fork

## Shot Put

1.	Bryce Hall 58'11.75	Davis
2.	Zack Pitts	Jordan
3.	Tony Hill	Davis
4.	Eric Briggs	Riverton
5.	Jacob Johnson	Fremont
6.	Cody Hill	Timpanogos

## Discus

1.	Dustin Martin 171'06	Weber
2.	Bryce Hall	Davis
3.	Zack Pitts	Jordan
4.	Ethan Anderson	Fremont
5.	Aaron Hill	Syracuse
6.	Jacob Johnson	Fremont

## High Jump

1.	Mike Staker 6'08.00	Taylorville
2.	Danny Thompson	Hillcrest
3.	Eric Swain	Layton
4.	Mathew Daley	Davis
5.	Matthew Maughan	Riverton
6.	Tanner Burton	Syracuse

## Long Jump

1.	Ryan Avery 22'01.25	Davis
2.	Jonathan Ferguson	Davis
3.	Eric Swain	Layton
4.	Parker Brown	Timpanogos
5.	Lavaughn Jackson	Layton
6.	Chad Richins	Fremont

## Pole Vault

1.	Levi Ball 14'06.00	Viewmont
2.	Mike Ashton	Lone Peak
3.	Keith Sasine	Bingham
4.	Brodie Behrmann	Viewmont
5.	Rob White	Davis
6.	Jordan Jepperson	Bingham
6.	Zach Little	Jordan

## 4A SCHOOLS BYU, May 16-17

Team	Score
Box Elder	95
Orem	66.5
Timpview	58
Snow Canyon	46
Mountain View	44
Springville	31
Roy	30
Cottonwood	30
Bountiful	28
Pine View	25
Provo	25
Tooele	21
Bonneville	20.5
Sky View	20
Mountain Crest	18
Dixie	16
Woods Cross	15
Murray	13
Olympus	8
Highland	7
Payson	6

## 100 M Dash

1.	Tyler Goodwin 10.85	Timpview
2.	Marcus Payne	Cottonwood
3.	Jake Goodrich	Dixie
4.	Adam Timo	Snow Canyon
5.	Jake Cusick	Woods Cross
6.	Spencer Larsen	Cottonwood

## 200 M Dash

1.	Marcus Payne 21.86	Cottonwood
2.	Tyler Goodwin	Timpview
3.	Wes Swaney	Pine View
4.	Mckade Brady	Sky View
5.	Britt Staheli	Pine View
6.	Spencer Larsen	Cottonwood

## 400 M Dash

1.	Mckade Brady 47.90	Sky View
2.	Logan Mcneil	Orem
3.	Joe Sattlewite	Roy
4.	Spencer Larsen	Cottonwood
5.	Benny Harper	Bountiful
6.	Michael Mckell	Orem

## 800 M Run

1.	Travis Fuller 1:56.79	Mountain View
2.	Michael Mckell	Orem
3.	Spencer Gardner	Springville
4.	Brett Lechtenberg	Roy
5.	Jack Heaton	Provo
6.	Eric Goold	Pine View





# Track & Field - Boys

## 1600 M Run

1.	Travis Fuller 4:20.09	Mountain View
2.	Spencer Gardner	Springville
3.	Jonathan Nelson	Timpview
4.	Nate Fletcher	Timpview
5.	Greg Bate	Mountain View
6.	Neal Ferrin	Mountain Crest

## 3200 M Run

1.	Travis Fuller 9:25.67	Mountain View
2.	Spencer Gardner	Springville
3.	Jonathan Nelson	Timpview
4.	Greg Bate	Mountain View
5.	Darren Ott	Orem
6.	Hayden Hawks	Snow Canyon

## 110 M Hurdles

1.	Hyrum Iverson 14.84	Box Elder
2.	Ryan Caplin	Snow Canyon
3.	Chase Reynolds	Bonneville
4.	Ryen Pope	Bountiful
5.	Matt Hammon	Orem
6.	Jordan Clemente	Tooele

## 300 M Hurdles

1.	Hyrum Iverson 38.85	Box Elder
2.	Matt Hammon	Orem
3.	Chandler Rieske	Payson
4.	Eric Berntson	Sky View
5.	Taylor Johnson	Mountain Crest
6.	Eric Dahl	Timpview

## 400 Meter Relay

1.	Pine View	42.94
2.	Timpview	
3.	Mountain Crest	
4.	Springville	
5.	Orem	
6.	Tooele	

## 1600 Meter Relay

1.	Orem	3:23.01
2.	Bonneville	
3.	Roy	
4.	Murray	
5.	Box Elder	
6.	Snow Canyon	

## Medley Relay

1.	Provo	3:34.72
2.	Roy	
3.	Timpview	
4.	Box Elder	
5.	Bountiful	
6.	Mountain View	

## Javelin

1.	Anthony Miles 170'09	Provo
2.	Mason Halligan	Tooele
3.	Cameron Beck	Murray
4.	Curtis Bown	Box Elder
5.	Roman Neville	Box Elder
6.	Trenton Rich	Woods Cross

## Shot Put

1.	Curtis Johnson 50'08.50	Box Elder
2.	Blayde McClellan	Box Elder
3.	John Moala	Highland
4.	Kevan Bills	Timpview
5.	Matt Barker	Bountiful
6.	Stephen Thornton	Box Elder

## Discus

1.	Daltry Balmer 150'00	Box Elder
2.	Blayde McClellan	Box Elder
3.	Stephen Thornton	Box Elder
4.	Matt Barker	Bountiful
5.	Levi Pendleton	Roy
6.	Cody Mott	Tooele

## High Jump

1.	Adam Timo 6'08.00	Snow Canyon
2.	Sinjin Cooper	Dixie
3.	Zach Blackham	Orem
3.	Chase Reynolds	Bonneville
5.	Mike Wright	Woods Cross
6.	Ken Millard	Mountain Crest
6.	Cache Hawkes	Bountiful
6.	Preston Fairbourn	Olympus

## Long Jump

1.	Adam Timo 23'04.50	Snow Canyon
2.	Landon Lloyd	Orem
3.	Preston Fairbourn	Olympus
4.	TJ Barlow	Box Elder
5.	Matt Condie	Snow Canyon
6.	Jordan Clemente	Tooele

## Pole Vault

1.	Bobby Kittell 15'00.00	Mountain View
2.	Zane Hunzeker	Box Elder
3.	Spencer Maughan	Box Elder
4.	Ronnie Shalvis	Woods Cross
5.	Braden Gallegos	Box Elder
6.	Cade Dopp	Woods Cross

## 3A SCHOOLS: BYU, May 16-17

Team	Score
Cedar City	89
Hurricane	73
Judge Memorial	69
Park City	52



# Track & Field - Boys

## 3A Continued

	Score
Delta	45
Logan	39
Grantsville	38
Emery	37
Morgan	30.5
Uintah	29
Juan Diego	28
Waterford	22
Bear River	19
Wasatch	15
Canyon View	13
North Sanpete	9
Carbon	6.5
Ogden	6
Ben Lomond	2
Union	1

## 100 M Dash

1.	Cylor Morgan 11.25	Uintah
2.	Erik Walker	Park City
3.	Brayden Brunson	Delta
4.	Phil Ngo	Waterford
5.	Treyson Fullmer	Cedar City
6.	Zachary Kinninger	Juan Diego

## 200 M Dash

1.	Brayden Brunson 22.61	Delta
2.	Christian Barbiero	Judge Memorial
3.	James Rohwer	Logan
4.	Treyson Fullmer	Cedar City
5.	Phil Ngo	Waterford
6.	Lewis Walker	Judge Memorial

## 400 M Run

1.	Cylor Morgan 48.79	Uintah
2.	Brent Ryberg	Park City
3.	Dallin Tavioan	Cedar City
4.	Dustin Durfee	Grantsville
5.	Chris Gray	Cedar City
6.	Phil Ngo	Waterford

## 800 M Run

1.	Brent Ryberg 1:55.89	Park City
2.	Karl Wilcock	Hurricane
3.	Josh Gardner	Cedar City
4.	Luke Puskedra	Judge Memorial
5.	Tyler Killpack	Emery
6.	Mike Hardy	Morgan

## 1600 M Run

1.	Luke Puskedra 4:09.29	Judge Memorial
2.	Karl Wilcock	Hurricane
3.	Mike Hardy	Morgan
4.	Josh Gardner	Cedar City
5.	Chris Brower	Bear River
6.	Kenny Holt	Park City

## 3200 M Run

1.	Luke Puskedra 8:54.40	Judge Memorial
2.	James Wilcock	Hurricane
3.	Mike Hardy	Morgan
4.	Jon Hermansen	Cedar City
5.	Chris Brower	Bear River
6.	Jacob Barton	Ogden

## 110 M Hurdles

1.	Dustin Durfee 15.29	Grantsville
2.	James Rohwer	Logan
3.	Taylor Sams	Cedar City
4.	Tim Long	Hurricane
5.	Levi Swasey	Emery
6.	Alex Boss	Wasatch

## 300 M Hurdles

1.	James Rohwer 38.75	Logan
2.	Dustin Durfee	Grantsville
3.	Taylor Sams	Cedar City
4.	Mckay Allred	Emery
5.	Brock Morley	Carbon
6.	Tim Long	Hurricane

## 400 Meter Relay

1.	Cedar City	43.50
2.	Delta	
3.	Park City	
4.	Hurricane	
5.	Logan	
6.	Bear River	

## 1600 Meter Relay

1.	Cedar City	3:24.47
2.	Canyon View	
3.	Judge Memorial	
4.	Emery	
5.	Morgan	
6.	Logan	

## Medley Relay

1.	Park City	3:31.46
2.	Cedar City	
3.	Hurricane	
4.	Judge Memorial	
5.	Logan	
6.	Bear River	





# Track & Field - Boys

## Javelin

1.	Collin Thompson 173'09	Grantsville
2.	Tim Long	Hurricane
3.	Wyatt Wamick	Delta
4.	Jordan Wade	Morgan
5.	Austin Killpack	Grantsville
6.	Bradley Williams	Cedar City

## Shot Put

1.	Devin Kallas 55'01.00	Juan Diego
2.	Zac Clement	Emery
3.	Billy Brann	Judge Memorial
4.	Zack Eckhardt	Canyon View
5.	Garrett Spence	Delta
6.	Jared Behunin	Hurricane

## Discus

1.	Jared Behunin 158'11	Hurricane
2.	Garrett Spence	Delta
3.	James Markosian	Juan Diego
4.	Zac Clement	Emery
5.	Tenkai Kawazoe	Juan Diego
6.	Zack Barnes	Uintah

## High Jump

1.	Alex Boss 6'04.00	Wasatch
2.	Carson Jorgensen	North Sanpete
3.	Evan Harris	Cedar City
4.	James Taylor	Bear River
5.	Kyle Johansen	Emery
6.	Jack Oles	Judge Memorial

## Long Jump

1.	Phil Ngo 23'01.50	Waterford
2.	Lewis Walker	Judge Memorial
3.	Cylor Morgan	Uintah
4.	Preston Beattty	Hurricane
5.	Colten Iverson	Hurricane
6.	Treyson Fullmer	Cedar City

## Pole Vault

1.	Parker Stoddard 10'06.00	Logan
----	--------------------------	-------

## 2A SCHOOLS: BYU, May 16-17

Team	Score
Juab	142.7
Richfield	106.7
North Summit	95
Kanab	65.5
Parowan	65
Manti	48.7
Grand County	47
Beaver	17
Millard	16.5
Gunnison	12
South Sevier	

## 2A Continued

	Score
American Leadership	10
San Juan	10
Cross Creek	8.7
Layton Christian	4
North Sevier	3

## 100 M Dash

1.	Gordon Garrett 11.08	Grand County
2.	Levi Vincent	Kanab
3.	Jordan Nielsen	Kanab
4.	Dallin Donaldson	North Summit
5.	Kyler Jones	Juab
6.	Javon Kemp	Layton Christian

## 200 M Dash

1.	Gordon Garrett 21.59	Grand County
2.	Levi Vincent	Kanab
3.	Dallin Donaldson	North Summit
4.	J.D. Michaelson	Richfield
5.	Jace Holiday	San Juan
6.	Tanner Orton	Parowan

## 400 M Run

1.	Tanner Orton 49.94	Parowan
2.	Levi Vincent	Kanab
3.	Dane Whitaker	Richfield
4.	Jordan Jones	Juab
5.	J.D. Michaelson	Richfield
6.	Jaren Barney	Richfield

## 800 M Run

1.	Peter Fife 1:59.46	Manti
2.	Dane Whitaker	Richfield
3.	Nathan Fowles	North Summit
4.	Josh Monsen	Richfield
5.	Brock Orme	Juab
6.	Tyler Robinson	Parowan

## 1600 M Run

1.	Daniel Howell 4:31.63	Manti
2.	Tyler Robinson	Parowan
3.	Josh Monsen	Richfield
4.	Nathan Fowles	North Summit
5.	Josh Richlins	Juab
6.	Bryan Dinkel	Juab

## 3200 M Run

1.	Daniel Howell 9:51.43	Manti
2.	Tyler Robinson	Parowan
3.	Josh Monsen	Richfield
4.	Nathan Fowles	North Summit
5.	Josh Richlins	Juab
6.	John White	South Sevier



# Track & Field - Boys

## 110 M Hurdles

1.	Eric Durrant 15.57	Richfield
2.	Michael Coats	Millard
3.	Colton Lund	Gunnison Valley
4.	Seth Owens	Juab
5.	Karson Rippstein	Richfield
6.	Luke Johnson	Richfield

## 300 M Hurdles

1.	Jake Richins 41.77	North Summit
2.	Seth Owens	Juab
3.	Luke Johnson	Richfield
4.	Lorenzo Jensen	Juab
5.	Eric Durrant	Richfield
6.	Aaron Beenfield	North Summit

## 400 Meter Relay

1.	Juab	44.27
2.	Richfield	
3.	North Summit	
4.	Grand County	
5.	Manti	
6.	American Leadership	

## 1600 Meter Relay

1.	Parowan	3:32.63
2.	Richfield	
3.	Grand County	
4.	North Summit	
5.	Juab	
6.	American Leadership	

## Medley Relay

1.	Parowan	3:43.48
2.	Richfield	
3.	Manti	
4.	North Summit	
5.	American Leadership	
6.	North Sevier	

## Javelin

1.	Russell Nielson 189'06	Juab
2.	Lorenzo Jensen	Juab
3.	Caleb Adams	North Summit
4.	Grant Barber	Millard
5.	Kade Brough	Juab
6.	Denton Nielson	Juab

## Shot Put

1.	Ty Bunting 53'07.00	Kanab
2.	Whit Jones	North Summit
3.	Kade Brough	Juab
4.	Russell Nielson	Juab
5.	Spencer Hansen	Gunnison Valley
6.	Jens Howe	Manti

## Discus

1.	Russell Nielson 153'09.50	Juab
2.	Ty Bunting	Kanab
3.	Kade Brough	Juab
4.	Whit Jones	North Summit
5.	Tayson Whittaker	Richfield
6.	Derick Eddy	Grand County

## High Jump

1.	Russell Nielson 6'09.00	Juab
2.	Justin Orton	Kanab
3.	Nathan Roberts	South Sevier
4.	Jordan Carter	Beaver
5.	Tyler Thomas	Manti
6.	Trevor Hansen	Juab

## Long Jump

1.	Gordon Garrett 22'01.25	Grand County
2.	Danny Althaus	Cross Creek
3.	Jordan Jones	Juab
4.	J.D. Michaelson	Richfield
5.	Jordan Nielsen	Kanab
6.	Dallin Donaldson	North Summit

## Pole Vault

1.	Wyatt Richins 13'00.00	North Summit
2.	Brad Anderson	Beaver
3.	Lorenzo Jensen	Juab
4.	Colby Richins	North Summit
5.	Justin Call	Parowan
6.	Garett Madril	Kanab

## 1A SCHOOLS: BYU, May 16-17

Team	Score
Panguitch	103.5
Rich	103
Wayne	61
Duchesne	60
Wasatch Academy	50.5
Millford	36
Bryce Valley	34
Escalante	33
Tablona	26
Saint Joseph	25
Altamont	19
Monticello	19
Valley	12
Manilla	12
Christian heritage	11
Wendover	6
Monument Valley	6
Whitehorse	3
Dugway	3





# Track & Field - Boys

## 100 M Dash

1.	Lucas Haroldsen 11.45	Wasatch Academy
2.	Tyler Reinhardt	Duchesne
3.	Brace Griffin	Escalante
4.	Bradley Holmes	Rich
5.	Colby Evans	Duchesne
6.	Nathan Beck	Manila

## 200 M Dash

1.	Tyler Reinhardt 23.08	Duchesne
2.	Bradley Holmes	Rich
3.	Taylor Bremner	Panguitch
4.	Kane Stevenson	Altamont
5.	Eric Frandsen	Panguitch
6.	Lane Peterson	Wayne

## 400 M Run

1.	Tyce Peterson 51.67	Wayne
2.	Eric Frandsen	Panguitch
3.	Lance Peterson	Wayne
4.	Nathan Beck	Manila
5.	Kane Stevenson	Altamont
6.	Kelvin Curtis	Monticello

## 800 M Run

1.	Trac Norris 1:58.27	Panguitch
2.	Quinten West	Rich
3.	Josh Bateman	Panguitch
4.	Daniel Philpot	Saint Joseph
5.	Elijah Rono	Wasatch Academy
6.	Donald Powers	Duchesne

## 1600 M Run

1.	Trac Norris 4:30.50	Panguitch
2.	Oliver Peart	Rich
3.	Elijah Rono	Wasatch Academy
4.	Daniel Philpot	Saint Joseph
5.	Josh Bateman	Panguitch
6.	Adam Butler	Monticello

## 3200 M Run

1.	Trac Norris 10:05.09	Panguitch
2.	Oliver Peart	Rich
3.	Elijah Rono	Wasatch Academy
4.	Colton Roberts	Tabiona
5.	Adam Butler	Monticello
6.	Travis Mirzaoff	Saint Joseph

## 110 M Hurdles

1.	Kalon Weston 15.82	Rich
2.	Jared Bruton	Duchesne
3.	Eric Frandsen	Panguitch
4.	Brace Griffin	Escalante
5.	James Turner	Milford
6.	Jason Hayden	Bryce Valley

## 300 M Hurdles

1.	Kalon Weston 41.51	Rich
2.	Kelsey Carter	Tabiona
3.	Quinten Weston	Rich
4.	Jared Bruton	Duchesne
5.	Parker Clarke	Bryce Valley
6.	James Turner	Milford

## 400 M Relay

1.	Duchesne	44.99
2.	Wayne	
3.	Bryce Valley	
4.	Milford	
5.	Rich	
6.	Monticello	

## 1600 M Relay

1.	Rich	3:36.28
2.	Wayne	
3.	Panguitch	
4.	Milford	
5.	Saint Joseph	
6.	Altamont	

## Medley Relay

1.	Rich	3:45.60
2.	Wasatch Academy	
3.	Panguitch	
4.	Saint Joseph	
5.	Milford	
6.	Tabiona	

## Javelin

1.	Jordan Ellett 173'03	Wayne
2.	Taylor Bremner	Panguitch
3.	Nick Freier	Milford
4.	Tim Hughes	Escalante
5.	Jordan Catron	Manila
6.	Zachary James	Dugway

## Shot Put

1.	Colin Esplin 44'02.50	Valley
2.	Kazen Pollock	Panguitch
3.	Kyle Pugh	Altamont
4.	Bridger Greenman	Christian Heritage
5.	Daniel Trinnman	Tabiona
6.	Jordan Ellett	Wayne

## Discus

1.	Jordan Ellett 130'07.50	Wayne
2.	J.J. Dunham	Bryce Valley
3.	Kazen Pollock	Panguitch
4.	Tyler Davis	Duchesne
5.	Bridger Greenman	Christian Heritage
6.	Sean Carter	Wendover



# Track & Field - Boys

## High Jump

- |    |                  |         |                 |
|----|------------------|---------|-----------------|
| 1. | Caden Anderson   | 6'04.00 | Rich            |
| 2. | Kevin Griffin    |         | Escalante       |
| 3. | Eric Frandsen    |         | Panguitch       |
| 3. | Lucas Haroldsen  |         | Wasatch Academy |
| 5. | Curtis Mortensen |         | Bryce Valley    |
| 6. | Kelsey Carter    |         | Tabiona         |

## Long Jump

- |    |                  |          |                 |
|----|------------------|----------|-----------------|
| 1. | Lucas Haroldsen  | 22'00.25 | Wasatch Academy |
| 2. | Curtis Mortensen |          | Bryce Valley    |
| 3. | Joshua Nelson    |          | Monument Valley |
| 4. | Tyler Reinhardt  |          | Duchesne        |
| 5. | Brace Griffin    |          | Escalante       |
| 6. | Clint Cornelison |          | Rich            |

# Track & Field - Girls

## 2008 Girls' Track Results

**5A SCHOOLS:** Brigham Young University, May 16-17

Team	Score
Spanish Fork	105
Davis	89
Viewmont	70
Riverton	63.5
Lone Peak	44.6666
Fremont	39
Timpanogos	29
Taylorsville	28
Weber	21.5
Skyline	21
Brighton	19
Hunter	15
Copper Hills	14
Hillcrest	13
Lehi	9
Alta	8
Kearns	8
Syracuse	7
American Fork	7
Bingham	7
Clearfield	6
Pleasant Grove	0.333333

### 100 M Dash

1.	Natalie Stewart 11.99	Spanish Fork
2.	Bailee Whitworth	Viewmont
3.	Dominique Thompson	Taylorsville
4.	Kealia Ohai	Alta
5.	Kristen Billings	Davis
6.	Jerica Wilson	Fremont

### 200 M Dash

1.	Natalie Stewart 24.56	Spanish Fork
2.	Bailee Whitworth	Viewmont
3.	Dominique Thompson	Taylorsville
4.	Nachelle Stewart	Spanish Fork
5.	Danni Figgins	Davis
6.	Jerica Wilson	Fremont

### 400 M Dash

1.	Natalie Stewart 54.27	Spanish Fork
2.	Nachelle Stewart	Spanish Fork
3.	Jerica Wilson	Fremont
4.	Marcilina Grayer	Copper Hills
5.	Heidi Krebs	Fremont
6.	Mckayla Williams	Syracuse

### 800 M Run

1.	Lacey Cramer 2:09.26	Lone Peak
2.	Nachelle Stewart	Spanish Fork
3.	Rachel Webb	Skyline
4.	Sarena Ostberg	Kearns
5.	Danielle West	American Fork
6.	Jamie Smith	Lehi



# Track & Field - Girls

## 1600 M Run

1.	Lacey Cramer 4:56.18	Lone Peak
2.	Natalie Haws	Davis
3.	Shalaya Kipp	Skyline
4.	Jessie Chugg	Fremont
5.	Candace Eddy	Davis
6.	Danielle West	American Fork

## 3200 M Run

1.	Natalie Haws 10:43.83	Davis
2.	Candace Eddy	Davis
3.	Shalaya Kipp	Skyline
4.	Kirsten Sly	Spanish Fork
5.	Brooke Hodson	Timpanogos
6.	Katie Swanson	Davis

## 100 M Hurdles

1.	Angela Kaplar 15.04	Lone Peak
2.	Stephanie Muelleck	Viewmont
3.	Brooke Jensen	Davis
4.	Melissa Manwill	Hunter
5.	Leah Walters	Spanish Fork
6.	Kylie Hirschi	Brighton

## 300 M Hurdles

1.	Alyssa Hansen 44.35	Hillcrest
2.	Jana Colvin	Fremont
3.	Kylie Hirschi	Brighton
4.	Stephanie Muelleck	Viewmont
5.	Melissa Manwell	Hunter
6.	Darian Mochizuki	Kearns

## 400 Meter Relay

1.	Davis	48.34
2.	Riverton	
3.	Timpanogos	
4.	Spanish Fork	
5.	Taylorsville	
6.	Viewmont	

## 1600 Meter Relay

1.	Spanish Fork	3:55.99
2.	Timpanogos	
3.	Lone Peak	
4.	Riverton	
5.	Brighton	
6.	Davis	

## Medley Relay

1.	Timpanogos	4:11.48
2.	Davis	
3.	Lehi	
4.	Hunter	
5.	Spanish Fork	
6.	Riverton	

## Javelin

1.	Kelli Roach 120'08	Spanish Fork
2.	Liz Smart	Viewmont
3.	Brittany Dickson	Davis
4.	Analaine Pelaez	Fremont
5.	Dana Sullivan	Brigham
6.	Shawna Michaelis	Copper Hills

## Shot Put

1.	Candus Aiello 42'01.25	Riverton
2.	Tulal Lupeamanu	Riverton
3.	Dani Lockhart	Riverton
4.	Britlie Silvester	Clearfield
5.	Jessica Crawley	Syracuse
6.	Talyn Patterson	Hillcrest

## Discus

1.	Candus Aiello 130'00	Riverton
2.	Natasha Sanborn	Spanish Fork
3.	Amanda Pais	Taylorsville
4.	Jenifer Cannon	Weber
5.	Dani Lockhart	Riverton
6.	Ashley Ott	Weber

## High Jump

1.	Ada Robinson 5'11.25	Viewmont
2.	Candace Moyes	Viewmont
3.	Lauren Gwilliam	Taylorsville
4.	Amy Rees	Davis
5.	Mallory Denning	Spanish Fork
6.	Brianne Campbell	Riverton
	Jayde Johnstun	Weber

## Long Jump

1.	Bailee Whitworth 17'10.25	Viewmont
2.	Kami Shupe	Weber
3.	Caprice Brown	Copper Hills
4.	Collette Simmons	Davis
5.	Elizabeth Meinhart	Spanish Fork
6.	Megan Smith	Lone Peak

## 4A SCHOOLS: Brigham Young University, May 16-17

Team	Score
Mountain View	81
Springville	68
Woods Cross	58
Orem	46
Bountiful	45
Sky View	43
Snow Canyon	42
Dixie	38
Bonneville	37
Box Elder	34
Pine View	24
West	19
Timpview	17





# Track & Field - Girls

## 4A CONTINUED

Roy  
Tooele  
Provo  
Mountain Crest  
Cottonwood  
Highland  
Murray  
Olympus  
Payson

## SCORE

16  
13  
11  
10  
6  
6  
5  
4  
1

## 100 M Dash

1.	Amanda Alston 12.60	Bonneville
2.	Brittany Harris	Woods Cross
3.	Natalie Young	Springville
4.	Jasmine Paicely	Dixie
5.	Chelsya Howard	Box Elder
6.	Emily Mangelson	Woods Cross

## 200 M Dash

1.	Natalie Young 25.75	Springville
2.	Amanda Alston	Bonneville
3.	Brittany Harris	Woods Cross
4.	Liz Ricks	Snow Canyon
5.	Kelly Hansen	Highland
6.	Lindsay Bailey	Springville

## 400 M Dash

1.	Liz Ricks 57.28	Snow Canyon
2.	Kelsey Brown	Mountain Crest
3.	Jessica Maviano	Bountiful
4.	Amanda Alston	Bonneville
5.	Michelle Green	Pine View
6.	Megan Purser	Sky View

## 800 M Run

1.	Kelsey Brown 2:15.47	Mountain View
2.	Sarah Edwards	Woods Cross
3.	Sarah Yingling	Mountain View
4.	Stephanie Talbot	Box Elder
5.	Katie Harris	Mountain View
6.	Jennica Redd	Mountain View

## 1600 M Run

1.	Ruth Hilton 5:08.37	Pine View
2.	Kendy Christiansen	Orem
3.	Sarah Yingling	Mountain View
4.	Sarah Edwards	Woods Cross
5.	Stephanie Jensen	Timpview
6.	Krystal Harper	Orem

## 3200 M Run

1.	Krystal Harper 11:11.64	Orem
2.	Ruth Hilton	Pine View
3.	Stephanie Jensen	Timpview
4.	Kendy Christiansen	Orem
5.	Mackenzie O'Leary	Mountain Crest
6.	Sarah Yingling	Mountain View

## 100 M Hurdles

1.	Jasmine Paicely 14.91	Dixie
2.	Allissa Huffaker	Springville
3.	Niki Fernandes	Woods Cross
4.	Emily Ojuka	Provo
5.	Shawney Taylor	Bonneville
6.	Kaylee Hayes	Sky View

## 300 M Hurdles

1.	Allissa Huffaker 44.30	Springville
2.	Niki Fernandes	Woods Cross
3.	Kaylee Hayes	Sky View
4.	Emily Ojuka	Provo
5.	Simone Healey	Timpview
6.	Jessica Anderson	Tooele

## 400 Meter Relay

1.	Springville	58.93
2.	Dixie	
3.	Sky View	
4.	Box Elder	
5.	Woods Cross	
6.	Bountiful	

## 1600 Meter Relay

1.	Springville	3:55.05
2.	Snow Canyon	
3.	Sky View	
4.	Roy	
5.	Bountiful	
6.	Tooele	

## Medley Relay

1.	Snow Canyon	4:12.77
2.	Mountain View	
3.	Sky View	
4.	Bountiful	
5.	Woods Cross	
6.	Timpview	

## Javelin

1.	Tiffany Hellstrom 139'08	Bonneville
2.	Konefesi Valsgana	West
3.	Alyssa Peacock	Box Elder
4.	Alyssa Olsen	Mountain View
5.	Wendy Madsen	Mountain Crest
6.	Auna Janis	Mountain View



# Track & Field - Girls

## Shot Put

1.	Nicole Knighton	45'07.75	Bountiful
2.	Jennika Wright		Dixie
3.	Mele Hosea		Cottonwood
4.	Becky Reeves		Orem
5.	Rylee Multalo		Tooele
6.	Konefesi Vaisgana		West

## Discus

1.	Becky Reeves	116'00	Orem
2.	Konefesi Vaisgana		West
3.	Graceann Jacobson		Mountain View
4.	Jennika Wright		Dixie
5.	Kamee Bentley		Snow Canyon
6.	Nicole Knighton		Bountiful

## High Jump

1.	Jenna Degraffenreid	5'04.00	Sky View
2.	Jennica Redd		Mountain View
3.	Alexis Eaton		Springville
4.	Lyndsey O'leary		Woods Cross
5.	Makira Kuan		Bountiful
6.	Margi Warr		Olympus

## Long Jump

1.	Sam Morris	17'01.00	Roy
2.	Chelsya Howard		Box Elder
3.	Anjie Lines		Mountain View
4.	Makira Kuan		Bountiful
5.	Lexie Esplin		Snow Canyon
6.	Mckell Compton		Box Elder

## 3A SCHOOLS: Brigham Young University, May 16-17

Team	Score
Judge Memorial Catholic	100
Cedar City	94
Ogden	84
Hurricane	52
Delta	47
North Sanpete	39
Wasatch	38
Park City	26
Logan	23
Bear River	17
Grantsville	17
Canyon View	16
Emery	14
Juan Diego Catholic	14
Morgan	13.5
Carbon	13.5
Uintah	13
Ben Lomond	2

## 100 M Dash

1.	Kia Wilson	12.68	Ogden
2.	Kiersten Berg		Judge Memorial
3.	Aubrey Bryson		Cedar City
4.	Alycia Robinson		Canyon View
5.	Amanda Wilcox		Bear River
6.	Brittney Bigney		Wasatch

## 200 M Dash

1.	Aubrey Bryson	25.89	Cedar City
2.	Kiersten Berg		Judge Memorial
3.	Kia Wilson		Ogden
4.	Alycia Robinson		Canyon View
5.	Brittney Bigney		Wasatch
6.	Jenna Sliwinski		Judge Memorial

## 400 M Dash

1.	Aubrey Bryson	57.77	Cedar City
2.	Kiersten Berg		Judge Memorial
3.	Alycia Robinson		Canyon View
4.	Maryn Cook		Delta
5.	Shyanne Ison		North Sanpete
6.	Brittney Bigney		Wasatch

## 800 M Run

1.	Chloe Calton	2:16.05	Ogden
2.	Sarah Callister		Ogden
3.	Hailey Knettles		Judge Memorial
4.	Gillian Gorelick		Park City
5.	Jessica Collings		Grantsville
6.	Whitney Warner		Park City

## 1600 M Run

1.	Chloe Calton	5:01.64	Ogden
2.	Hailey Knettles		Judge Memorial
3.	Sarah Callister		Ogden
4.	Taylor Thornley		Logan
5.	Gillian Gorelick		Park City
6.	Stephanie Honey		North Sanpete

## 3200 M Run

1.	Taylor Thornley	11:06.22	Logan
2.	Hailey Knettles		Judge Memorial
3.	Sarah Callister		Ogden
4.	Chloe Calton		Ogden
5.	Gillian Gorelick		Park City
6.	Lizzie Hindert		Judge Memorial

## 100 M Hurdles

1.	Shaye Maurer	14.54	Cedar City
2.	Aubri Salazar		Wasatch
3.	Vanessa Peterson		Uintah
4.	Sammie Jensen		Grantsville
5.	Elli Mcmillan		Judge Memorial
6.	Mckenzie Duerden		Morgan





# Track & Field - Girls

## 300 M Hurdles

1.	Shaye Maurer 44.52	Cedar City
2.	Aubri Salazar	Wasatch
3.	Angela Shields	Hurricane
4.	Jenna Sliwinski	Judge Memorial
5.	Maddi Wolf	Cedar City
6.	Heidi Benson	Morgan

## 400 Meter Relay

1.	Cedar City	49.74
2.	Bear River	
3.	Ogden	
4.	Hurricane	
5.	Delta	
6.	Judge Memorial	

## 1600 M Relay

1.	North Sanpete	4:05.32
2.	Judge Memorial	
3.	Cedar City	
4.	Park City	
5.	Uintah	
6.	Delta	

## Medley Relay

1.	Ogden	4:12.66
2.	Judge Memorial	
3.	North Sanpete	
4.	Park City	
5.	Cedar City	
6.	Bear River	

## Javelin

1.	Aubri Salazar 127'11	Wasatch
2.	Devri Fitzgerald	Delta
3.	Natalie Hoyt	Hurricane
4.	Sadi Hoyt	Hurricane
5.	Carolyn Johnson	Morgan
6.	Jaylee Dudley	Uintah

## Shot Put

1.	Whitney Singleton 40'04.00	Judge Memorial
2.	Shanae Vaifanua	Hurricane
3.	Natalie Hoyt	Hurricane
4.	Jenna Sliwinski	Judge Memorial
5.	Jessica Lindow	North Sanpete
6.	Sadi Hoyt	Hurricane

## Discus

1.	Jessica Lindow 121'00	North Sanpete
2.	Natalie Hoyt	Hurricane
3.	Lauren Santy	Judge Memorial
4.	Lindsay John	Juan Diego
5.	Whitney Singleton	Delta
6.	Kelly John	Juan Diego

## High Jump

1.	Shaye Maurer 5'06.00	Cedar City
2.	Madison Jensen	Emery
3.	Jaclyn Jones	Delta
4.	Lauren Crockett	Ogden
5.	Alexandra Cassel	Juan Diego
6.	Kirsten Merrett	Morgan
6.	Megan Garvin	Carbon

## Long Jump

1.	Shaye Maurer 17'06.75	Cedar City
2.	Elli Mcmillan	Judge Memorial
3.	Felicia Olmos	Carbon
4.	Shanae Vaifanua	Hurricane
5.	Jaclyn Jones	Delta
6.	Ashley Bartlett	Grantville

## 2A SCHOOLS: Brigham Young University, May 16-17

Team	Score
North Sevier	116
Parowan	103
Grand County	83
Juab	54
Millard	51
North Summit	50.5
Enterprise	47
Richfield	36
Manti	30
Beaver	26.5
Gunnison Valley	8
Kanab	5
American Leadership	5
South Sevier	3
Cross Creek	3
San Juan	2

## 100 M Dash

1.	Megan Robinson 12.53	Parowan
2.	Audrey Adams	Juab
3.	Kelsey Mckinnon	Grand County
4.	Sophia Stephens	North Summit
5.	Kenzle Robins	North Sevier
6.	Cheyenne Thatcher	Gunnison Valley

## 200 M Dash

1.	Megan Robinson 25.71	Parowan
2.	Audrey Adams	Juab
3.	Kaylee Coates	North Sevier
4.	Cheyenne Thatcher	Gunnison Valley
5.	Stephanie Harwood	Parowan
6.	Mc call Nielson	Richfield



# Track & Field - Girls

## 400 M Dash

1.	Kaylee Coates 58.08	North Sevier
2.	Audrey Adams	Juab
3.	Stephanie Harwood	Parowan
4.	Holly Bosworth	North Summit
5.	Mckenzie Torgerson	North Sevier
6.	Kylie Labrum	Millard

## 800 M Run

1.	Kaylee Coates 2:17.88	North Sevier
2.	Kiersten Blauer	Parowan
3.	Dayna Vanarsdol	Grand County
4.	Kylie Labrum	Millard
5.	Rickie Warr	Parowan
6.	Mckenzie Torgerson	North Sevier

## 1600 M Run

1.	Kiersten Blauer 5:18.37	Parowan
2.	Dayna Vanarsdol	Grand County
3.	Shelli Richardson	Millard
4.	Rickie Warr	Parowan
5.	Jackie Platt	Enterprise
6.	Jenallynn Thiriot	North Summit

## 3200 M Run

1.	Kiersten Blauer 11:35.83	Parowan
2.	Dayna Vanarsdol	Grand County
3.	Shelli Richardson	Millard
4.	Cami Evans	Parowan
5.	Jackie Platt	Enterprise
6.	Whitney Mickelsen	North Sevier

## 100 M Hurdles

1.	Kelsey Mckinnon 15.27	Grand County
2.	Aubrey Green	Enterprise
3.	Tressa Lyman	Enterprise
4.	Hailey Richins	North Summit
5.	Chantel Morgenson	Beaver
6.	Leslie Alder	Manti

## 300 M Hurdles

1.	Tressa Lyman 46.00	Enterprise
2.	Kelsey Mckinnon	Grand County
3.	Chantel Morgenson	Beaver
4.	Kelsi Andersen	Juab
5.	Kenzie Robins	North Sevier
6.	Chelsey Mortensen	North Summit

## 400 Meter Relay

1.	Parowan	51.32
2.	North Sevier	
3.	Millard	
4.	Richfield	
5.	Grand County	
6.	Juab	

## 1600 Meter Relay

1.	Parowan	4:06.74
2.	North Sevier	
3.	North Summit	
4.	Richfield	
5.	Millard	
6.	Grand County	

## Medley Relay

1.	Grand County	4:21.67
2.	Millard	
3.	North Summit	
4.	North Sevier	
5.	Richfield	
6.	American Leadership	

## Javelin

1.	Amber Freeman 125'10	Millard
2.	Mckell Camp	North Sevier
3.	Katie Kenison	Juab
4.	Kati Tucker	Manti
5.	Melissa Porter	North Sevier
6.	Sydney Mills	South Sevier

## Shot Put

1.	Kenzie Robins 35'03.00	North Sevier
2.	Melissa Porter	North Sevier
3.	Mckell Camp	North Sevier
4.	Amanda Winn	Richfield
5.	Alexis Christensen	Richfield
6.	Shelly Orton	Kanab

## Discus

1.	Mallory Snow 103'11	Grand County
2.	Melissa Porter	North Sevier
3.	Amy Donaldson	North Summit
4.	Jessica Stermer	Richfield
5.	Sarah Wallingford	Manti
6.	Amy Frey	Cross Creek

## High Jump

1.	Jodi Williams 5'02.00	Enterprise
2.	Tawni McFarlane	Manti
3.	Shae Guerrero	Grand County
4.	Tressa Lyman	Enterprise
5.	Ashley Hunt	Manti
6.	Rachel Sawyer	Beaver
6.	Kateri Vernon	North Summit

## Long Jump

1.	Cami Maughan 16'00.50	Beaver
2.	Audrey Adams	Juab
3.	Tawni McFarlane	Manti
4.	Autumn Murphy	Parowan
5.	Sophia Stephens	North Summit
6.	Amber Freeman	Millard





# Track & Field - Girls

IA SCHOOLS: Brigham Young University, May 16-17

Team	Score
Saint Joseph	121
Monticello	74
Panguitch	62
Duchesne	60
Piute	47
Milford	46
Rich	42
Altamont	36
Bryce Valley	34
Wayne	31
Tabiona	18
Dugway	13
Escalante	10
Valley	7
Monument Valley	6
Salt Lake Lutheran	6
West Desert	4
Wendover	3
Manila	3
Christian Heritage	1

## 100 M Dash

1.	Sydni Samuels 12.66	Altamont
2.	Carissa Bauer	Saint Joseph
3.	Sidnie Fabrizio	Duchesne
4.	Loni Allan	Piute
5.	Jamie Cooper	Panguitch
6.	Malissa Maxwell	Valley

## 200 M Dash

1.	Sydni Samules 25.48	Altamont
2.	Carissa Bauer	Saint Joseph
3.	Sidnie Fabrizio	Duchesne
4.	Jamie Cooper	Panguitch
5.	Charlee Off	Bryce Valley
6.	Mirian Reay	Monticello

## 400 M Dash

1.	Carissa Bauer 1:00.50	Saint Joseph
2.	Tauna Dehaan	Saint Joseph
3.	Loni Allan	Piute
4.	Mckenzie Lindsay	Altamont
5.	Shantel Mussleman	Monticello
6.	Lupe Patino	Milford

## 800 M Run

1.	Andrea Chavez 2:23.00	Saint Joseph
2.	Krista Durfey	Wayne
3.	Alex Shaw	Saint Joseph
4.	Kaitlin Livingston	Milford
5.	Loren Randall	Monticello
6.	Mckenzie Lindsay	Altamont

## 1600 M Run

1.	Andrea Chavez 5:20.13	Saint Joseph
2.	Tauna Dehaan	Saint Joseph
3.	Macee Nielson	Monticello
4.	Alex Shaw	Saint Joseph
5.	Andrea Mayer	Milford
6.	Kaitlin Livingston	Milford

## 3200 M Run

1.	Macee Nielson 11:30.93	Monticello
2.	Alex Shaw	Saint Joseph
3.	Andrea Mayer	Milford
4.	Kaitlin Livingston	Milford
5.	Heather Orton	Panguitch
6.	Brooke Blackburn	Wayne

## 100 M Hurdles

1.	Hailey Orton 16.44	Panguitch
2.	Maud Peart	Rich
3.	Krista Durfey	Wayne
4.	Shyenne Cornforth	Escalante
5.	Jennifer Beaudoin	Saint Joseph
6.	Breanna Nichols	Dugway

## 300 M Hurdles

1.	Hailey Orton 46.82	Panguitch
2.	Krista Durfey	Wayne
3.	Maud Peart	Rich
4.	Breanna Nichols	Dugway
5.	Michelle Howe	Saint Joseph
6.	Chelsey Perry	Piute

## 400 M Relay

1.	Saint Joseph	51.94
2.	Bryce Valley	
3.	Milford	
4.	Dugway	
5.	Monticello	
6.	Rich	

## 1600 M Relay

1.	Sint Joseph	4:19.31
2.	Piute	
3.	Milford	
4.	Panguitch	
5.	Altamont	
6.	Monticello	

## Medley Relay

1.	Monticello	4:30.59
2.	Panguitch	
3.	Saint Joseph	
4.	Milford	
5.	Wayne	
6.	Rich	



# Track & Field - Girls

## Javelin

1.	Savana Gines 111'02	Tabiona
2.	Ashley Dowell	Monticello
3.	Kandice Gleave	Piute
4.	Karrisa Shakespear	Bryce Valley
5.	Hope Johnson	Monument Valley
6.	Jessica Madsen	Duchesne

## Shot Put

1.	Jessica Madsen 33'10.00	Duchesne
2.	Savana Gines	Tabiona
3.	Nicole Lamborn	Rich
4.	Lisa Kireiev	Salt Lake Lutheran
5.	Rachel Stagg	West Desert
6.	Tasha Reilley	Duchesne

## Discus

1.	Jessica Madsen 98'09	Duchesne
2.	Ashley Dowell	Monticello
3.	Kalani Norris	Panguitch
4.	Samantha Guzel	Duchesne
5.	Shalece Allen	Piute
6.	Nicole Lamborn	Rich

## High Jump

1.	Emmanuelle Reay 5'00.00	Monticello
2.	Chelsey Ramirez	Bryce Valley
3.	Sidnie Fabrizio	Duchesne
4.	Shyenne Cornforth	Escalante
5.	Torey Smith	Rich
6.	Ashley Argyle	Rich

## Long Jump

1.	Loni Allan 16'01.00	Piute
2.	Sidnie Fabrizio	Duchesne
3.	Alyssa Parkin	Panguitch
4.	Torey Smith	Rich
5.	Charlee Ott	Bryce Valley
6.	Shanna Northcott	Manila

# Volleyball - 1A

## 2007 1A UHSAA State Volleyball Championships

Mckay Center, UVSC October 25-26, 2007



Thursday, October 25

Round 1: Matches 1-8

Piute

match # 1 Region 15 2nd place

3:00pm Ct. 1 ~~Green River or West Ridge~~

Reg. 19 3rd or Reg. 17 5th

Rich

match # 2 Region 16 1st place

3:00pm Ct. 2 ~~Reg. 18 3rd or S.L. Lutheran~~

Reg. 18 3rd or Reg. 17 4th

Intermountain Christian

match # 3 Region 17 1st place

4:30pm Ct. 1 ~~Milford or Manila~~

Reg. 15 3rd or Reg. 16 4th

Whitehorse or Bryce Valley

match # 4 Reg. 19 2nd or Reg. 15 6th

4:30pm Ct. 2 ~~Dugway~~

Reg. 18 2nd or Reg. 17 6th

Monticello

match # 5 Region 19 1st place

3:00pm Ct. 3 ~~St. Joseph or Valley~~

Reg. 17 3rd or Reg. 15 4th

Tintic

match # 6 Region 18 1st place

3:00pm Ct. 4 ~~Duchesne or Wayne~~

Reg. 16 3rd or Reg. 15 5th

Panguitch

match # 7 Region 15 1st place

4:30pm Ct. 3 ~~Monument Valley or Reg. 18 4th~~

Reg. 19 4th or Reg. 18 4th

~~Altamont or Reg. 18 5th~~

match # 8 Reg. 16 2nd or Reg. 18 5th

4:30pm Ct. 4 ~~Christian Heritage~~

Reg. 17 2nd

Thursday, October 25

Round 2: Matches 9-16

Piute

match # 9 6:15pm ct. 3

Rich

Rich

Intermountain Christian

Intermountain Christian

Intermountain Christian

Intermountain Christian

Intermountain Christian

Intermountain Christian

Intermountain Christian

Intermountain Christian

Intermountain Christian

Intermountain Christian

Intermountain Christian

Intermountain Christian

Intermountain Christian

Intermountain Christian

Intermountain Christian

Intermountain Christian

Intermountain Christian

Intermountain Christian

Intermountain Christian

Intermountain Christian

Intermountain Christian

Intermountain Christian

Intermountain Christian

Intermountain Christian

Intermountain Christian

Intermountain Christian

Intermountain Christian

Intermountain Christian

Intermountain Christian

Intermountain Christian

Intermountain Christian

Intermountain Christian

Intermountain Christian

Intermountain Christian

Intermountain Christian

Intermountain Christian

Intermountain Christian

Intermountain Christian

Intermountain Christian

Intermountain Christian

Intermountain Christian

Intermountain Christian

Intermountain Christian

Intermountain Christian

Intermountain Christian

Intermountain Christian

Intermountain Christian

Intermountain Christian

Intermountain Christian

Intermountain Christian

Intermountain Christian

Intermountain Christian

Friday, October 26

Round 3: Matches 17-22

Rich

Rich

Rich

Rich

Rich

Rich

Rich

Rich

Rich

Rich

Rich

Rich

Rich

Rich

Rich

Rich

Rich

Rich

Rich

Rich

Rich

Rich

Rich

Rich

Rich

Rich

Rich

Rich

Rich

Rich

Rich

Rich

Rich

Rich

Rich

Rich

Rich

Rich

Rich

Rich

Rich

Rich

Rich

Rich

Rich

Rich

Rich

Rich

Rich

Rich

Rich

Rich

Rich

Rich

Rich

Rich

Friday, October 26

Round 4: Matches 23-26

Rich

Rich

Rich

Rich

Rich

Rich

Rich

Rich

Rich

Rich

Rich

Rich

Rich

Rich

Rich

Rich

Rich

Rich

Rich

Rich

Rich

Rich

Rich

Rich

Rich

Rich

Rich

Rich

Rich

Rich

Rich

Rich

Rich

Rich

Rich

Rich

Rich

Rich

Rich

Rich

Rich

Rich

Rich

Rich

Rich

Rich

Rich

Rich

Rich

Rich

Rich

Rich

Rich

Rich

Panguitch

Champion  
25-20, 20-25, 25-21, 25-19

Rich

2nd Place



FARMERS

Intermountain Christian

match # 23 5:00pm ct. 3

Intermountain Christian

Monticello

Piute

Dugway

Tintic

Altamont

Altamont

Altamont

Altamont

Altamont

Altamont

Altamont

Altamont

Altamont

Altamont

Altamont

Altamont

Altamont

Altamont

Altamont

Altamont

Altamont

Altamont

Altamont

Altamont

Altamont

Altamont

Altamont

Intermountain Christian

3rd Place

Monticello

4th Place

Piute

Altamont

Altamont

Altamont

Altamont

Altamont

Altamont

Altamont

Altamont

Altamont

Altamont

Altamont

Altamont

Altamont

Altamont

Altamont

Altamont

Altamont

Altamont

Altamont

Altamont

Altamont

Altamont

Altamont

Altamont



Green River

match # 13 6:15pm ct. 4

SL Lutheran

Milford

match # 14 7:45pm ct. 4

Whitehorse

St. Joseph

match # 15 6:15pm ct. 1

Duchesne

Monument Valley

match # 16 7:45pm ct. 1

Christian Heritage

SL Lutheran

Milford

St. Joseph

Duchesne

Monument Valley

Christian Heritage

SL Lutheran

Milford

St. Joseph

Duchesne

Monument Valley

Christian Heritage

SL Lutheran



# Volleyball - 2A

## 2007 2A UHSAA State Volleyball Championships

Mckay Center, UVSC October 26-27, 2007



<b>Friday, October 26</b> Round 1: Matches 1-8		<b>Friday, October 26</b> Round 2: Matches 9-16		<b>Saturday, October 27</b> Round 3: Matches 17-22		<b>Saturday, October 27</b> Round 4: Matches 23-26		
<b>South Summit</b> match # 1 Region 14 3rd place 8:00am Ct. 1 <b>Parowan</b> Region 13 3rd place <b>San Juan</b> match # 2 Region 12 1st place 9:30am Ct. 1 <b>Kanab</b> Region 13 5th place <b>North Summit</b> match # 3 Region 14 2nd place 9:30am Ct. 2 <b>Grand</b> Region 12 5th place <b>Beaver</b> match # 4 Region 13 2nd place 8:00am Ct. 2 <b>South Sevier</b> Region 12 4th place <b>Richfield</b> match # 5 Region 12 2nd place 11:00am Ct. 1 <b>Rowland Hall</b> Region 14 4th place <b>Enterprise</b> match # 6 Region 13 1st place 12:30pm Ct. 1 <b>Juab</b> Region 14 5th place <b>Layton Christian</b> match # 7 Region 14 1st place 12:30pm Ct. 2 <b>Manti</b> Region 12 6th place <b>North Sevier</b> match # 8 Region 12 3rd place 11:00am Ct. 2 <b>Millard</b> Region 13 4th place		<b>South Summit</b> match # 9 2:00pm ct. 4 <b>San Juan</b> match # 10 3:30pm ct. 3 <b>South Sevier</b> match # 11 3:30pm ct. 4 <b>Enterprise</b> match # 12 5:00pm ct. 4 <b>North Sevier</b> match # 13 2:00 Act. Ctr. ct. 1 <b>Kanab</b> match # 14 3:30 Act. Ctr. ct. 1 <b>Beaver</b> match # 15 5:30 Act. Ctr. ct. 1 <b>Juab</b> match # 16 7:00 Act. Ctr. ct. 1 <b>Manti</b> <b>Millard</b>		<b>San Juan</b> match # 17 10:30am ct. 2 <b>San Juan</b> match # 18 12:30pm ct. 2 <b>North Sevier</b> match # 19 10:30am ct. 1 <b>North Summit</b> match # 20 12:30pm ct. 1 <b>Layton Christian</b> match # 21 9:00am ct. 3 <b>Parowan</b> match # 22 9:00am ct. 4 <b>Juab</b> <b>Manti</b>		<b>San Juan</b> match # 23 3:30pm ct. 3 <b>South Sevier</b> match # 24 2:00pm ct. 2 <b>North Summit</b> match # 25 2:00pm ct. 1 <b>Parowan</b> <b>Juab</b>		<b>San Juan</b> Champion 24-26, 21-25, 25-19, 28-26, 15-11 <b>North Sevier</b> 2nd Place <b>South Sevier</b> 3rd Place <b>Enterprise</b> 4th Place <b>North Summit</b> 5th Place <b>Layton Christian</b> 7th Place <b>Parowan</b> 6th Place <b>Juab</b> 8th Place



**FARMERS**





# Volleyball - 3A

## 2007 3A UHSAA State Volleyball Championships

Mckay Center, UVSC October 26-27, 2007



**Friday, October 26**

Round 1: Matches 1-8

**Uintah**

match # 1  
8:00am Ct. 3  
Region 10 2nd place  
**Ben Lomond**

**Carbon**

match # 2  
9:30am Ct. 3  
Region 11 3rd place  
**Logan**

Region 11 5th place

**Hurricane**

match # 3  
9:30am Ct. 4  
Region 9 1st place  
**North Sanpete**

Region 8 4th place

**Grantsville**

match # 4  
8:00am Ct. 4  
Region 11 2nd place  
**Park City**

Region 10 3rd place

**Canyon View**

match # 5  
11:00am Ct. 3  
Region 9 2nd place  
**Juan Diego**

Region 8 3rd place

**Morgan**

match # 6  
12:30pm Ct. 3  
Region 11 1st place  
**Judge Memorial**

Region 10 4th place

**Waterford**

match # 7  
12:30pm Ct. 4  
Region 10 1st place  
**Bear River**

Region 11 4th place

**Delta**

match # 8  
11:00am Ct. 4  
Region 8 2nd place  
**Wasatch**

Region 10 5th place

**Friday, October 26**

Round 2: Matches 9-16

**Uintah**

match # 9 2:00pm ct. 1

**Carbon**

**Carbon**

**Hurricane**

**North Sanpete**

**Grantsville**

**Park City**

**Canyon View**

**Juan Diego**

**Morgan**

**Judge Memorial**

**Waterford**

**Bear River**

**Delta**

**Wasatch**

**Saturday, October 27**

Round 3: Matches 17-22

**Carbon**

**Carbon**

**Hurricane**

**Hurricane**

**Morgan**

**Morgan**

**Delta**

**Delta**

**Waterford**

**Waterford**

**Wasatch**

**Wasatch**

**Wasatch**

**Wasatch**

**Wasatch**

**Wasatch**

**Wasatch**

**Wasatch**

**Wasatch**

**Wasatch**

**Wasatch**

**Wasatch**

**Wasatch**

**Wasatch**

**Wasatch**

**Wasatch**

**Wasatch**

**Wasatch**

**Wasatch**

**Wasatch**

**Wasatch**

**Wasatch**

**Wasatch**

**Wasatch**

**Wasatch**

**Wasatch**

**Wasatch**

**Wasatch**

**Wasatch**

**Wasatch**

**Wasatch**

**Wasatch**

**Wasatch**

**Wasatch**

**Wasatch**

**Wasatch**

**Wasatch**

**Wasatch**

**Wasatch**

**Wasatch**

**Wasatch**

**Wasatch**

**Wasatch**

**Wasatch**

**Wasatch**



**Morgan**

Champion

31-29, 21-25, 25-18, 23-25, 15-8

**Carbon**

2nd Place



**FARMERS**

**Hurricane**

**Delta**

**Delta**

**Waterford**

**Waterford**

**Wasatch**

**Wasatch**

**Wasatch**

**Wasatch**

**Wasatch**

**Wasatch**

**Wasatch**

**Wasatch**

**Wasatch**

**Wasatch**

**Wasatch**

**Wasatch**

**Wasatch**

**Wasatch**

**Wasatch**

**Wasatch**

**Wasatch**

**Wasatch**

**Wasatch**

**Wasatch**

**Wasatch**

**Wasatch**

**Wasatch**

**Wasatch**

**Wasatch**



**Ben Lomond**

match # 13 2:00 Act. Ctr. ct. 2

**Logan**

**North Sanpete**

match # 14 3:30 Act. Ctr. ct. 2

**Park City**

**Canyon View**

match # 15 5:30 Act. Ctr. ct. 2

**Judge Memorial**

**Bear River**

match # 16 7:00 Act. Ctr. ct. 2

**Wasatch**

**Ben Lomond**

**Logan**

**North Sanpete**

**Park City**

**Canyon View**

**Judge Memorial**

**Bear River**

**Wasatch**

**Wasatch**

**Wasatch**

**Wasatch**

**Wasatch**

**Wasatch**

**Wasatch**

**Wasatch**

**Wasatch**

**Wasatch**

**Wasatch**

**Wasatch**

**Wasatch**

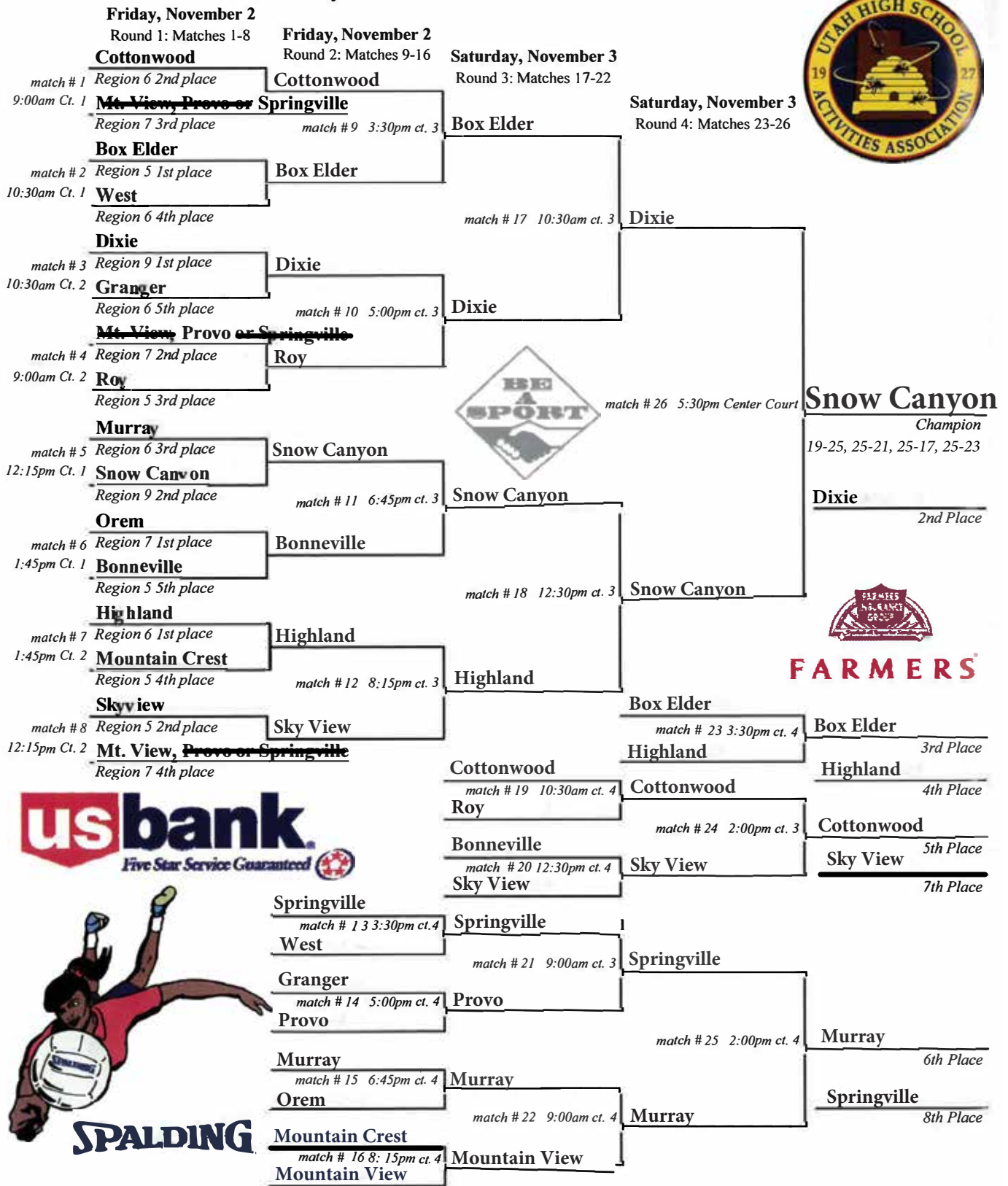
**Wasatch**



# Volleyball - 4A

## 2007 4A UHSAA State Volleyball Championships

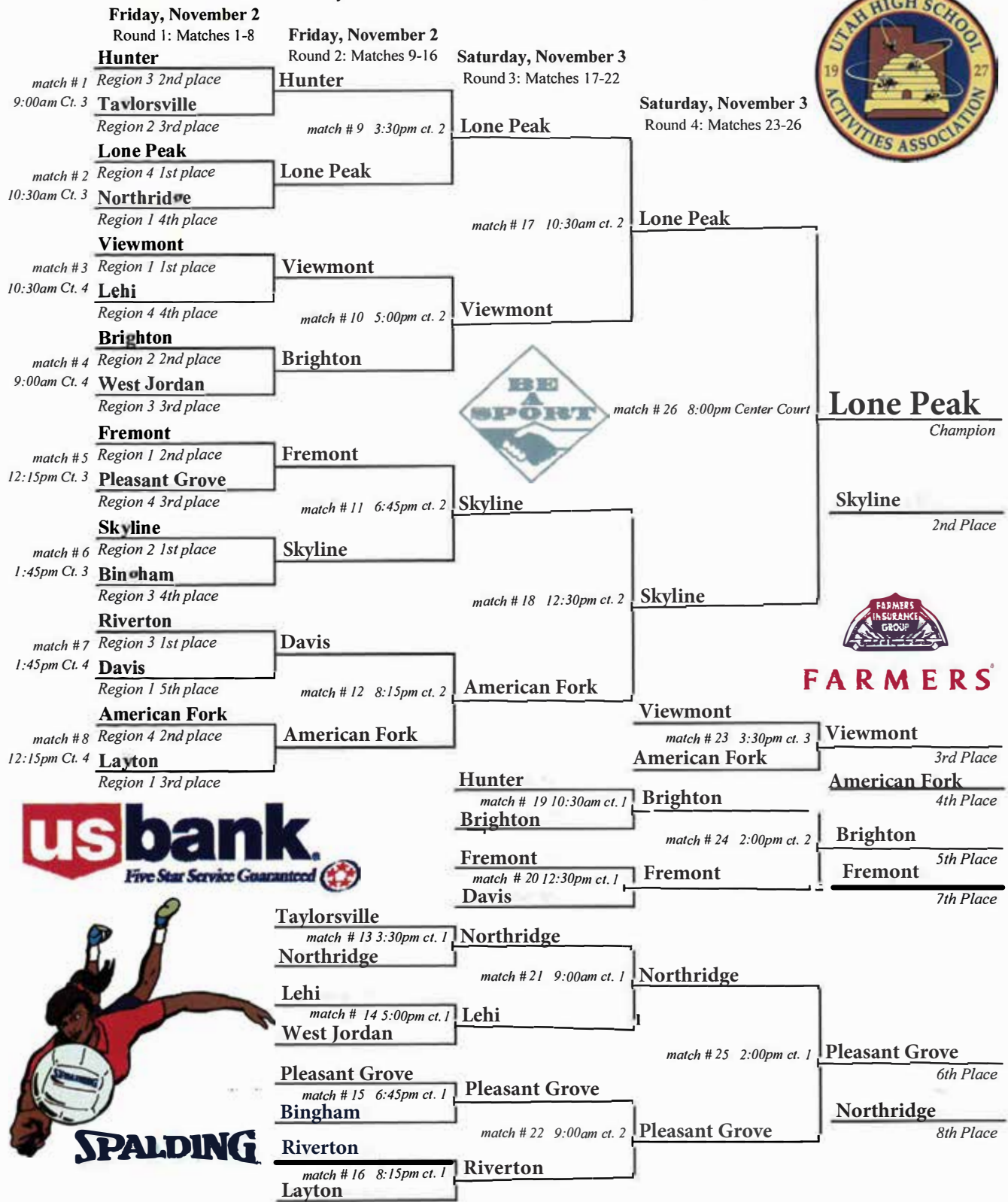
Mckay Center, UVSC November 2-3, 2007



# Volleyball - 5A

## 2007 5A UHSAA State Volleyball Championships

Mckay Center, UVSC November 2-3, 2007





# Wrestling

## 2008 Wrestling State Results

### 5A SCHOOLS: UVSC, February 13-15

Team	Score
Viewmont	145
Weber	140.5
West Jordan	132.5
Davis	109
Spanish Fork	107
Lehi	101.5
Bingham	98
Layton	91
Fremont	89
Hunter	87
Lone Peak	83
Brighton	77.5
Alta	70
Jordan	68.5
American Fork	67
Clearfield	59
Riverton	34
Pleasant Grove	32
Skyline	17.5
Copper Hills	17
Taylorsville	6
Hillcrest	5
Syracuse	2
Timpview	2
Northridge	1

### First Place

103	Carson Kuhn	Alta
112	Nate Larsen	Viewmont
119	Kade Moss	Bingham
125	Nicko Paraso	West Jordan
130	Paul Johnson	Lone Peak
135	Cam Phillips	Lehi
140	Ky Lucero	Brighton
145	Jonathan Gappmeier	Brighton
152	Lew Woolsey	Weber
160	Jacob Sasser	Lehi
171	Kyle Weight	Spanish Fork
189	Adam Fager	Layton
215	Dustin Martin	Weber
285	Justin Blackmore	West Jordan

### Second Place

103	Justin Ballantyne	American Fork
112	Ryker Vandertoole	Bingham
119	Zak Baker	Davis
125	Todd Smoot	Davis
130	Collin Grant	West Jordan
135	Rodney Cox	Spanish Fork
140	Hadley Thorpe	Spanish Fork
145	Logan Hubbard	Weber
152	Dave Sorensen	Spanish Fork

### Second Place Cont.

160	Haydon Moss	Jordan
171	Zane Mendenhall	Lone Peak
189	Austin Storey	Fremont
215	Caleb Galbraith	Fremont
285	Dylan Stadel	Lehi

### Third Place

103	Jacob Falk	West Jordan
112	Bracken Nipko	Weber
119	Craig Young	Pleasant Grove
125	Nick Flores	Layton
130	Taylor Humphries	Layton
135	Chase Burns	West Jordan
140	Tanner Porath	Davis
145	Michael Hortman	American Fork
152	Kyle Cleveland	Alta
160	Levi Rutledge	Jordan
171	Sam Graham	Viewmont
189	Jordan Solomon	Hunter
215	Eli Fieldon	Riverton
285	Jason Day	American Fork

### Fourth Place

103	Brett Davis	Davis
112	Matt Finger	Fremont
119	Devon Paraso	West Jordan
125	Josh Smoot	Viewmont
130	Jaes Jones	Brighton
135	Braiden Hart	Davis
140	Romeo Drawn	Hunter
145	Colton Griffiths	Hunter
152	Andrew Park	Bingham
160	Eric Call	Viewmont
171	Colton Windfelder	Jordan
189	Taylor Savio	Lehi
215	John Lindsay	Davis
285	Spencer Paulson	Bingham

### Fifth Place

103	Greg Jones	Weber
112	Brendon King	Clearfield
119	Trae Bennett	Fremont
125	Brady Stanger	Clearfield
130	Ikeru Abe	Viewmont
135	Mitch Rasmussen	Viewmont
140	Greg Taylor	Clearfield
145	Chase Stilson	Lone Peak
152	Brandon Poulson	Jordan
160	Chase Hart	Weber
171	Shea Kopecky	Layton
189	Bryce Leavitt	Viewmont
215	Seth Anderson	Bingham
285	Ron Wyman	Viewmont





# Wrestling

## Sixth Place

103	Zach Ogden	Riverton
112	Kenji Sato	Viewmont
119	Chase Mecham	Hunter
125	Brock Nichols	Pleasant Grove
130	Tyler Wilcox	Clearfield
135	Jeb Daniels	Layton
140	Derek Wesche	Viewmont
145	Jed Craner	Fremont
152	Ryan Bennion	Lehi
160	Jake Sneddon	Hunter
171	Kaden Carli	Alta
189	Dan Linford	Weber
215	Tyler Curtis	Lone Peak
285	Mike Joos	Clearfield

## Second Place

103	Kevin Sierer	Murray
112	Tucker Ray	Roy
119	Brock Brown	Payson
125	Wyatt Ray	Roy
130	Stan Elton	Dixie
135	Hayden Petersen	Springville
140	Matt McDonald	Pine View
145	Colton Cannon	Payson
152	Kolby Williamson	Box Elder
160	Jaron Jensen	Box Elder
171	Hesston Parkin	Payson
189	Norman Adams	Payson
215	Dustin Goza	Roy
285	Kyler Smoot	Box Elder

## 4A SCHOOLS: UVSC, February 13-15

Team	Score
Mountain Crest	232.5
Box Elder	223
Payson	191
Dixie	131.5
Roy	124.5
Pine View	121.5
Springville	113
Olympus	84
Snow Canyon	64
Sky View	60
Murray	58
Mountain View	49
Cyprus	48
Tooele	47
Highland	43
Bountiful	41
Provo	39
Cottonwood	30
Woods Cross	17
Orem	15
West	2

## First Place

103	Zabinadi Smethurst	Mountain Crest
112	Raider Lofthouse	Mountain Crest
119	Mike Phetvitay	Highland
125	Jarrett Morrill	Mountain Crest
130	Jake Morrill	Mountain Crest
135	McCade Ford	Payson
140	Jason Chamberlain	Springville
145	Matt Brown	Cyprus
152	Monte Schmalhaus	Tooele
160	Ethen Lofthouse	Mountain Crest
171	Tanner Torres	Dixie
189	Nate Carter	Dixie
215	Jared Erickson	Sky View
285	Kason Gubler	Snow Canyon

## Third Place

103	Colton Gladwell	Box Elder
112	Tito Ortiz	Payson
119	Jed Shannon	Box Elder
125	Koleton Hardy	Box Elder
130	Corrick Knight	Mountain Crest
135	Justin Kohler	Mountain Crest
140	Jace Harmon	Payson
145	Jordan Anderson	Box Elder
152	Zack Colton	Olympus
160	Chunner Nyberg	Dixie
171	Gavin Johnson	Box Elder
189	Brian Curtis	Box Elder
215	Cory Ford	Bountiful
285	Matt Fairbrother	Murray

## Fourth Place

103	Tuan Troung	Roy
112	Cody Bunderson	Box Elder
119	Marty Musheghyan	Olympus
125	Bryce Florea	Mountain View
130	Spencer Brown	Cottonwood
135	Tanner Herrick	Bountiful
140	Jesse Caldwell	Box Elder
145	Caleb Christen	Springville
152	Brady Loveless	Payson
160	Tommy Lee	Olympus
171	Sabastian Lucio	Springville
189	Verl Judd	Pine View
215	Derek Pond	Mountain Crest
285	Daniel Crook	Box Elder

## Fifth Place

103	Casey Carolan	Woods Cross
112	Colby Hamilton	Mountain Crest
119	Ashot Musheghyan	Olympus
125	Rick Wirsch	Springville
130	Tyson Herrick	Bountiful
135	Brayden Andersen	Sky View



# Wrestling

## Fifth Place Cont.

140	Aaron Hanson	Olympus
145	Jared Ure	Pine View
152	Jake Shelton	Roy
160	Hayden Snow	Mountain Crest
171	Colin Haskell	Pine View
189	Mick Ellis	Provo
215	TJ White	Dixie
285	Kyle Rodda	Mountain Crest

## Sixth Place

103	Steven Brown	Springville
112	Luke Peck	Pine View
119	Malcolm Maxwell	Pine View
125	McClain Griffin	Provo
130	Jeremiah Guzman	Payson
135	Jesee Nyberg	Dixie
140	Jake Redd	Sky View
145	Lance Sakurada	Roy
152	Tyler Johnson	Pine View
160	Keaton Thompson	Pine View
171	Kevin Faires	Provo
189	Mitch Habel	Orem
215	Isaac Brown	Tooele
285	Justin Manu	Highland

## 3A SCHOOLS: UVSC February 14-16

Team	Score
Wasatch	311
Delta	302
Uintah	264
North Sanpete	190
Cedar City	144.5
Logan	95
Hurricane	87
Carbon	64.5
Bear River	59.5
Morgan	48.5
Emery	35
Canyon View	30
Grantsville	30
Union	22
Park City	18
Juan Diego	5
Ben Lomond	4
Ogden	3

## First Place

103	Chasen Tolbert	Delta
112	Colby Christensen	Uintah
119	Trevor Sweat	Wasatch
125	Blake Mangum	Wasatch
130	Creedon Merkley	Uintah
135	Broc Prince	Hurricane
140	Justin Penn	Delta
145	Westly Anderson	Delta
152	Jake Salazar	Wasatch

## First Place Cont.

160	Ethan Smith	Wasatch
171	Cole Shafer	Wasatch
189	Garrett Gleave	Wasatch
215	Dylan Clark	North Sanpete
285	Sean Sullivan	Wasatch

## Second Place

103	Candace Workman	Uintah
112	Cody Hone	Cedar City
119	Shawn Erickson	Delta
125	Derek Peterson	Delta
130	Teejay Clawson	North Sanpete
135	Keaton Cheney	North Sanpete
140	Cheyne Christensen	North Sanpete
145	Matt Sunkees	Uintah
152	Jordan Sorenson	Delta
160	Justin Curtice	Uintah
171	Skyler Porter	Wasatch
189	Kipp Holman	Delta
215	Josh Rhoades	Uintah
285	Rusty Farnsworth	Uintah

## Third Place

103	Dallas Gale	Cedar City
112	Jace Abbott	Delta
119	Danny Pettus	Hurricane
125	Skylar Mills	Hurricane
130	Dan Straton	Uintah
135	Jessy Mckee	Uintah
140	Brenden Willoughby	Delta
145	Josh Thatcher	Logan
152	Reggie Clawson	North Sanpete
160	Jordan Ballam	Logan
171	Taylor Sams	Cedar City
189	Brett Kendrick	Logan
215	Dylan Fox	Cedar City
285	Richard Petersen	Bear River

## Fourth Place

103	Kolten Cheney	North Sanpete
112	Timmy Brewer	North Sanpete
119	Jesse Dunn	Logan
125	Alex Riddle	Cedar City
130	Colton Bangerter	Wasatch
135	Sage Woolsey	Morgan
140	Parker Cummings	Wasatch
145	Steve Bonnett	Wasatch
152	Austyn Vickers	Grantsville
160	Anthony Carter	Union
171	Spencer Nielson	Delta
189	Kaleb Moritz	Wasatch
215	Jake Benson	Cedar City
285	KC Robison	Morgan

## Fifth Place

103	Drew Mills	Hurricane
-----	------------	-----------





# Wrestling

## Fifth Place Cont.

112	Kody Smith	Delta
119	Clay Collard	Emery
125	Taylor Merkley	Uintah
130	Tyler Williams	Delta
135	Kade Dalton	Delta
140	Matt Gallen	Morgan
145	Oliver Riddle	Cedar City
152	Austin Terry	Bear River
160	Zach Oppenheimer	Delta
171	Nick Peterson	Delta
189	Chad Bradley	North Sanpete
215	Koddy Thigpen	Logan
285	Cody Irons	North Sanpete

## Sixth Place

103	Shane Richins	Wasatch
112	Tanner Sweat	Wasatch
119	Stratton Schultz	Uintah
125	Mckay Allred	Emery
130	David Reeves	Canyon View
135	Cole Hunt	Carbon
140	John Kunzler	Uintah
145	Antonio Fuentes	Canyon View
152	Drex Dutson	Delta
160	Jordan Walker	North Sanpete
171	D.Q.	
189	Kevin King	Cedar City
215	Nick Merick	Uintah
285	Doug Eaton	Park City

## 2A SCHOOLS: UVSC, February 14-16

Team	Score
Millard	278.5
South Summit	227
Juab	185
North Summit	179
North Sevier	143
Manti	114
Richfield	94.5
Beaver	77.5
Grand County	63.5
South Sevier	63
San Juan	61
Enterprise	47
Parowan	33
Gunnison	20
Kanab	10
Layton Christian	6
American Leadership	3

## First Place

103	Forrest Lucas	South Summit
112	Kamron Day	Millard
119	Justin Bradley	Manti
125	Jonsen Crandall	South Summit
130	JT Adlard	South Summit

## First Place Cont.

135	Mason Stott	Millard
140	Jud Marshall	Beaver
145	Casey Christenson	South Summit
152	Caleb Adams	North Summit
160	Lorenzo Jenson	Juab
171	Chase Black	North Summit
189	Cody Kiesel	Juab
215	Jordan Bainter	Juab
285	Sergio Pedroza	Millard

## Second Place

103	Barton Olsen	Manti
112	Cody Thorton	South Summit
119	Cody Willes	South Sevier
125	Dakota Payne	Millard
130	Wyatt Mason	North Sevier
135	Ryan Card	South Summit
140	Zach Cropper	Richfield
145	Quincy Thatcher	Millard
152	Bobby Robins	North Sevier
160	Niko Klus	South Summit
171	Zack Wilcox	Millard
189	Tyrell Wright	North Summit
215	Larry Velasquez	Grand County
285	Tony Cossairt	Grand County

## Third Place

103	Matt Tuttle	Millard
112	Kade Johnson	North Sevier
119	Caleb Davies	Millard
125	Daniel Beenfield	North Summit
130	Courtney Orgill	North Summit
135	Dustin Fowkes	Juab
140	Shane Sanders	North Sevier
145	Rae Jacobsen	North Sevier
152	KC Fryer	South Summit
160	Clancy Mortensen	Millard
171	Joseph Begaye	San Juan
189	Rhett Peterson	Richfield
215	Wes Collins	North Summit
285	Jake Bleazard	Manti

## Fourth Place

103	Tanner Linton	Juab
112	Shay Hunt	Richfield
119	Derick Searle	Millard
125	JJ Grover	San Juan
130	Colby Barlocker	Enterprise
135	Travis Moore	North Summit
140	Kendall Prescott	South Summit
145	Colter Lund	Manti
152	Kenyon Savage	Juab
160	Kyson Smith	Beaver
171	Brett Cecil	Parowan
189	Thomas Kessler	Millard
215	Richard Leavitt	Enterprise



# Wrestling

## Fourth Place Cont.

285 Lance Jensen Richfield

## Fifth Place

103 Josh Rasmussen Millard  
112 Jaden Johnson South Sevier  
119 Jake McCormick South Summit  
125 Tanner Roberts Millard  
130 Matt Barton Millard  
135 Matt Olson Manti  
140 Cameron Whitaker Millard  
145 Travis Yardley Gunnison Valley  
152 Todd Pentz Millard  
160 Austin Allred North Sevier  
171 Rendon Shields Millard  
189 Jordan Keogh Grand County  
215 Eric Lyman North Sevier  
285 Kade Brough Juab

## Sixth Place

103 Cy Robins North Sevier  
112 Casey Hyatt Gunnison Valley  
119 D.Q.  
125 Austin Maisey South Summit  
130 Waylon Marshall Beaver  
135 Zach Blackham South Sevier  
140 Josh Aleman Millard  
145 Wyatt Richins North Summit  
152 Maverick Ervine Millard  
160 Brandon Padgett North Summit  
171 Brandon Henderson Richfield  
189 Justin Hill Parowan  
215 Zach Taylor Grand County  
285 Kyle Shumway San Juan

## 1A SCHOOLS: UVSC, February 15-16

Team	Score
Duchesne	206
Monticello	150
Wayne	141.5
Altamont	139
Panguitch	87
Milford	66
Rich	62
Oakley	17.5
Escalante	6
Piute	6
Whitehorse	6

## First Place

103 Jerico Jackson Wayne  
112 Coltan Musselman Monticello  
119 Chet Goodrich Altamont  
125 Lane Lisonbee Duchesne  
130 Bryson Foy Altamont  
135 Aaron Butler Monticello

## First Place Cont.

140 Jeffery Stephenson Wayne  
145 Jake Wright Milford  
152 Tyler Reinhardt Duchesne  
160 Selby Reinhardt Duchesne  
171 Colby Evans Duchesne  
189 Tyson Larsen Rich  
215 Kyle Pugh Altamont  
285 Tyson Hunt Wayne

## Second Place

103 Wilford Pratt Duchesne  
112 Ricky Wilcox Monticello  
119 Jens LaRose Duchesne  
125 Adam Pearson Milford  
130 Brady Owens Panguitch  
135 Derek Herrera Duchesne  
140 Trevor St. Clair Monticello  
145 Paden Pratt Duchesne  
152 Oliver Peart Rich  
160 Donald Powers Duchesne  
171 Zac Holm Panguitch  
189 Kyle Jackson Duchesne  
215 Jesse Barton Monticello  
285 Jacob Evans Duchesne

## Third Place

103 David Boyd Monticello  
112 Chris Manzanares Wayne  
119 Travis Hatch Milford  
125 Quanah Lee Monticello  
130 Chase Ellett Wayne  
135 Matthew Goss Oakley  
140 Talon Carter Altamont  
145 Chase Randall Monticello  
152 Jesse Wright Milford  
160 Levi Miles Altamont  
171 Rhett Adair Monticello  
189 Erik Brinkerhoff Wayne  
215 Colby Owens Panguitch  
285 Colby Julander Panguitch

## Fourth Place

103 Nathan Atkinson Duchesne  
112 Hayden Rex Rich  
119 Josh Miller Duchesne  
125 Zach Hatch Altamont  
130 Colton Remund Duchesne  
135 Shelby Thayne Altamont  
140 Chance Grant Duchesne  
145 Jordan Ellett Wayne  
152 Jordan Lewis Duchesne  
160 Connor Mooney Panguitch  
171 Jared Draper Wayne  
189 Russell Moore Panguitch  
215 Chance Manzanares Wayne  
285 Dalton Smith Altamont

